



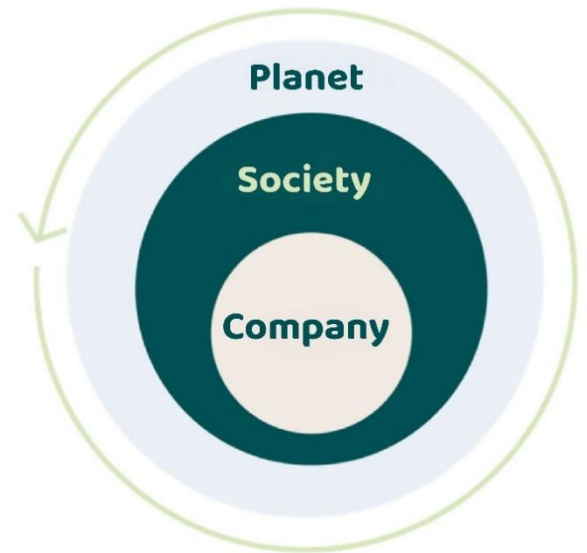
Periodic Integrated Report 2023

We continued working to achieve our Superior Purpose in 2023

Nutrimos de oportunidades a **Colombia**

The following have been our major drivers during 2023: innovation, adaptability, diversity of experiences, dedication to the country, ethics and transparency, hope, and optimism.

Organizations should be concerned about more than just achieving a profitable outcome; we must also pay attention to our social and environmental implications. Companies nowadays are viewed as part of three circles that are contained within one another: the first one and smallest circle is the relationship between the organization and its stakeholders; the second circle is that of society since the Company is obviously a part of a community; and the third circle is that of the planet, because it is every organization's obligation to care for, protect, and develop measures to mitigate any potential negative impact on the planet.



Grupo Éxito is well aware of the fact that we serve as a crossroad for thousands of suppliers, millions of customers, and employees. Not only do commercial interactions take place at this intersection, but opportunity and optimism also flourish. We shall persistently put all our efforts to spread optimism wherever we go. At Grupo Éxito, we believe that we are more than just an organization; we are an opportunity generator and a driving force behind Colombia's positive development.



We should not limit ourselves to giving the expected minimum but the maximum possible.

Our companies and brands develop their capacities and progress towards sustainability

We continued to expand our innovative formats in 2023, strengthened our digital channels, and improved our operational, logistical, and technical capacities while optimizing our real estate projects. Similarly, we supported programs that enable a sustainable world: ensuring that children in our country receive adequate nutrition, directly and locally sourcing fresh products and textiles to give Colombian farmers and entrepreneurs more chances to sell their goods, and putting into practice practical solutions for a world that demands more actions conducive to the protection of the planet, towards lowering carbon footprint and promoting greater social justice.

Innovative formats remain a great lever for differentiation, innovation, and growth.

- ✔ **32 Éxito Wow stores in Colombia.**
- ✔ **31 Carulla FreshMarket stores throughout the region.**
- ✔ **64 SurtiMayorista stores located in 11 new territories throughout the country.**
- ✔ **Innovative formats accounted for 44.4% of the Company's total consolidated sales.**
- ✔ **Éxito Wow Girardot** became the first shopping tourism-oriented store, which serves not only the local community but also the floating population that travels to this area of the country for holidays.



Strengthening omnichannel performance for an intuitive, frictionless experience.

- 19.4 million orders received through our digital channels.**
- 608,000 orders generated through WhatsApp.**
- More than COP \$142,000 million in revenue, with a growth of 57%.**



Shopping centers serve as hubs for community gatherings and as traffic generators.

97.6% occupancy

Real estate business recurring revenue growth +18.6%.



>>> Experience the simultaneous opening of the four stores in Santa Catalina, Providencia, and San Andrés by clicking [here](#).

The partnership between Google.org, Grupo Éxito, and Fundación Salvaterra to sell their goods helped 109 families in Urabá and Catatumbo regions



We arrived for the first time at the San Andrés, Providencia, and Santa Catalina archipelago: **A commitment to economic recovery and the generation of opportunities for the island.**



Simultaneous opening of four new stores



More than 100 new jobs for Raizales (Afro-Caribbean population of the islands).



Commitment to sustainability: With an expanded presence in the area, **Fundación Éxito** has assisted 100 families with pregnant women or young children (ages 0 to 2); **"Pigmentos Urbanos"** (Urban Pigments) is an initiative to support local art that builds social cohesion; and **"Segundas Oportunidades"** (Second Opportunities) equipped the prison library of the islands of San Andrés, Providencia and Santa Catalina.



They went from promises to reality, Éxito has already arrived and is here to stay. This means happiness because the families from the Island may now enjoy products that are affordable for everyone's pockets.

Pastor Alberto Gordon May, president of the Autoridad Raizal SAI.



The Fundación Éxito donated an **84-square-meter green terrace** to Bogotá. This city has now become a new member of this initiative that enables mothers who are heads of households to **work from home.**

Countries where we have presence

[GRI 2-1] [GRI 2-2]



About this Integrated Report

This Integrated Report represents how the Company was managed since January 1 to December 31, 2023. It also highlights Grupo Éxito's activities in Colombia, Uruguay, and Argentina, as well as its many businesses, brands, and formats. This Report aims to provide an in-depth overview of the Group's activities and achievements throughout the year.

Additional information is available at the following websites:

- Grupo Éxito: www.grupoexito.com.co
- Libertad: www.libertadsa.com.ar
- Grupo Disco: www.disco.com.uy

This Report includes:

- Foreword
- Management Report
- Corporate Governance Report
- Sustainability Report
- Financial Statements
- GRI Index
- Attachments

Scope [GRI 2-3]

General Coordination:

Vice-Presidency of Corporate Affairs.

All inquiries regarding this Integrated Report [GRI 2-3] shall be addressed to:

prensaexito@grupo-exito.com

Administrative headquarters [GRI 2-3]

Carrera 48 No. 32 B Sur - 139, Envigado

A.A 3479 Colombia

Telephone: + 57 (4) 604 9696

Presentation



This Periodic Integrated Report [GRI 2-1] provides an overview of the key results for 2023. It was developed in a transitional way to comply with the TCFD, SASB, and GRI (Global Reporting Initiative) requirements. The Report includes indicators of the Company's contributions to the 17 Sustainable Development Goals (SDGs) and addresses stakeholder expectations in social, environmental, and economic interests, which are summarized in the Materiality Analysis. The Report has been organized into four chapters:

1. Management Report
2. Corporate Governance Report
3. Sustainability Report
4. Financial statements (separate and consolidated)

Management Report: This report outlines the Company's key highlights for 2023 and the results of its operations in Colombia, Uruguay, and Argentina.

The Corporate Governance Report: Contains information regarding the Company's commitment to improving its corporate governance standards, new practices introduced, and awards obtained.

Sustainability Report: Acknowledges the Company's sustainable strategy, which contributes to child nutrition, supplier development, environmental protection, healthy habit promotion, employee well-being, and stakeholder trust.

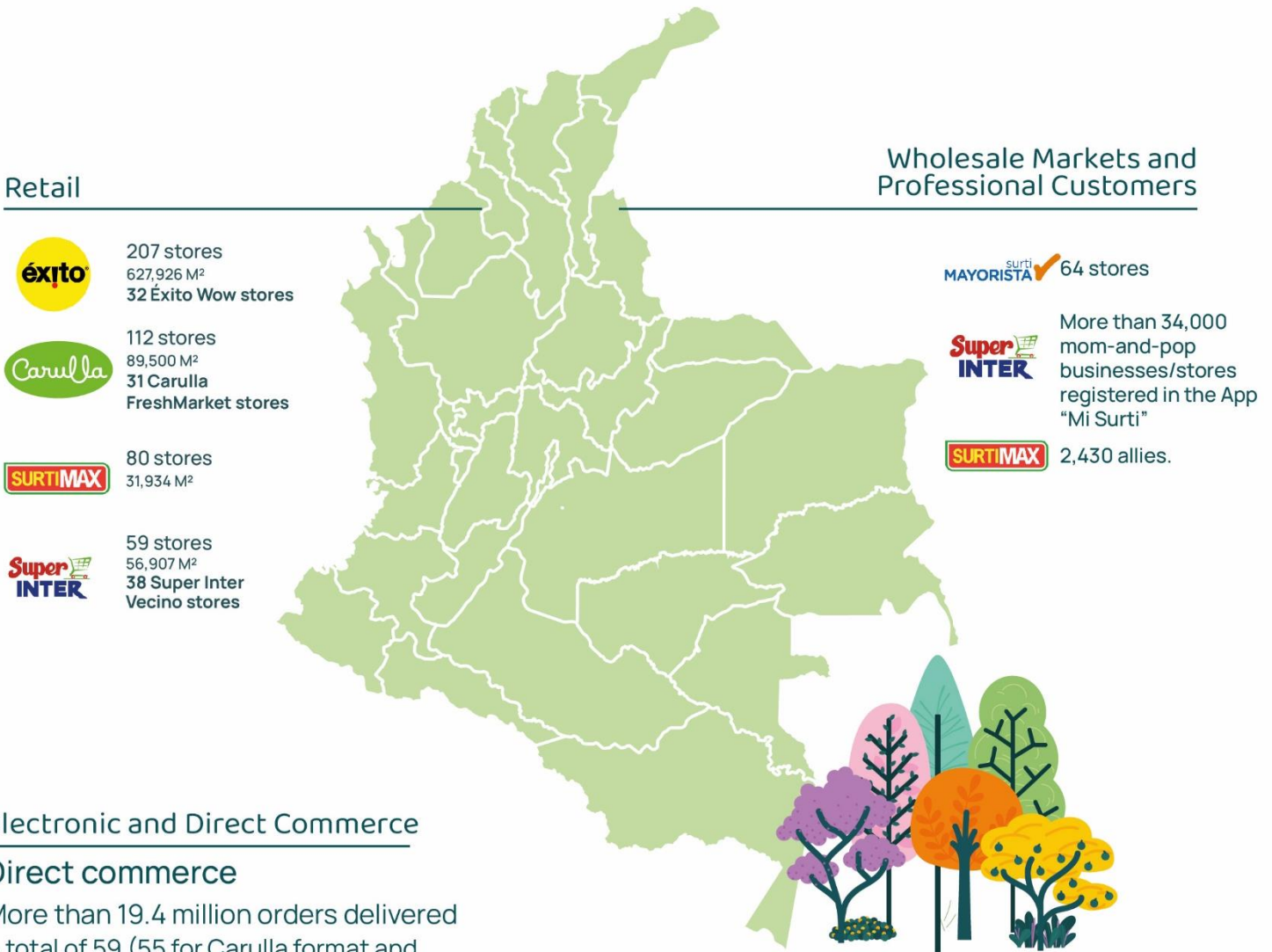
Financial Statements: This chapter includes consolidated audited statements of the financial position, income statements, comprehensive income statements, cash flow statements, and changes in equity, consolidated and separated. The Notes are available on the Company's website.

This Report provides a comprehensive overview of the achievements and challenges faced by Grupo Éxito in its commitment to sustainability and development.



Brands, businesses, and innovate formats in Colombia

[GRI 2-6]



Electronic and Direct Commerce

Direct commerce

More than 19.4 million orders delivered
 A total of 59 (55 for Carulla format and 4 for Éxito format) darkstores for Turbo Fresh, Carulla, and Éxito.

- exito.com**: 156 million visitors, 835,000 orders received through our websites exito.com and carulla.com
- Carulla.com**
- 19% of e-commerce sales**, 573,000 orders created.
- referidos éxito**: 10,130 registered users.

608,000 orders created
 \$ 255,000 million sales revenue, which accounts for 13% of omnichannel sales

mis catálogos digitales: +31% sales growth

market Place: +15% sales growth, 28% share non-food of omnichannel



Traffic Monetization: complementary businesses to drive growth



Real estate business

- A total of 12 shopping centers and five commercial galleries.
- 97,6% occupancy rate.
- 4% more traffic vs 2022.



Financial business

- A total of 1.6 million active credit cards.
- 236 thousand new suits.



- Services portfolio with more than 300 airlines and more than 300,000 hotels worldwide.
- More than 80,000 travelers.



- 568,702 active cellphone lines.



- 30,133 customers.



- 323,687 national and international transactions



didetexco

- 9,733 jobs generated through textile production in more than 295 workshops

LT·SA

- 3.7 million kilometers traveled by the logistics and transport company's vehicles.

We have been producing and selling our private labels for more than 60 years

Mass Consumption Food and Products



Textiles



Home and small appliances



Household Toiletries



Personal care



Pets



Audio and video



Management Team



Carlos Mario Giraldo Moreno
Chief Executive Officer



José Gabriel Loaiza Herrera
Chief Operating Officer Retail
Colombia



Carlos Ariel Gómez Gutiérrez
Commercial and Supply Vice-President



Ivonne Windmueller Palacio
Chief Financial Officer



Jorge Jaller Jaramillo
Vice-President of Retail



Juan Felipe Montoya Calle
Vice-President of Human Resources



Claudia Campillo Velásquez
Vice-President of Corporate Affairs and
General Counsel



Juan Lucas Vega Palacio
Vice-President of Real Estate



Sebastián Pérez Arango
Vice-president of Omnichannel and Innovation



Camilo Alberto Gallego Ferrer
Vice-President of Services



Lucas López Lince
Vice-President of Marketing



Dora Lopera Velásquez
Internal Auditor

We Provide Channels for Continuous Communication with our Stakeholders

[GRI 2-12][GRI 2-16][GRI 2-29]

Shareholders and Investors:

- General Shareholders' Meeting
- Integrated Report
- Quarterly publication of results
- Quarterly presentation of results
- Relevant information publications
- Calls with local and international analysts and investors
- Meetings with investment funds and analysts
- Corporate website
- Service and attention through telephone lines
- Participation in virtual conferences on Capital Markets and Corporate Governance best practices

Employees:

- Virtual meetings to discuss key company issues
- Quarterly results presentations Intranet, press releases, billboards, email, magazines, and internal radio ads
- Agendas and primary groups
- Occupational health joint committees
- Coexistence committees
- Work environment survey
- Leadership assessment
- Collective union bargaining processes
- Retirement interview
- Ethical line
- Surveys on the Company's
- Adaptive Capacity

Suppliers:

- Supplier web portal
- Meetings with suppliers
- Releases
- Bulletins
- Quality Service Audit Survey (QSA)
- "Proveedores de Éxito" contest
- Social audits
- Training meetings
- Ethical line
- Corporate website
- Suppliers' WhatsApp channel

Media Relations:

- Information for the media
- Press conferences
- Calls for fairs, presentations, and special events
- Social media
- Telephone line
- Email

Customers:

- "Encuentros La voz del cliente" (Customer's voice) events
- Channels for asking questions and submitting comments and complaints
- Customer Satisfaction Measurement System (NPS, Net Promoter Score)
- Telephone lines and customer service email accounts by brand

Society:

- Social media
- Brands and company websites
- Participation in forums and summits
- Events and mass calls for fairs via digital channels
- Ethical line

Social Media:

- Events and mass calls for fairs via digital channels
- Brands and company websites

Government and State:

- Relevant information publications
- Results reports
- Integrated Report
- Participation in trade union and guild meetings

Double Materiality Analysis

[GRI 3-1]



The Materiality Analysis is a method that allows us to identify the most important topics in areas related to social, environmental, economic, and corporate governance matters (ESG) for our Company and its stakeholders. The measurement and quantification of these topics take place every two years, adapting to the constant change of the environment, market dynamics, stakeholder expectations, global standards, megatrends, and sustainability rating organizations.

This process has enabled us to create time frames to assess issues that will be critical in the near, medium, and long term. As a result, the Company's initiatives align with the emerging results and topics the various stakeholders prioritize. [GRI 2-29]

For 2022-2024, the Materiality Analysis was carried out considering corporate, sustainability, and climate change risks, using the "Double

Materiality" methodology. This has provided a more comprehensive context of what stakeholders consider relevant to be managed, both from our operations and the financial impact.

The double materiality analysis is the responsibility of the Sustainability Department
[GRI 2-13]

To prioritize the strategic issues, we considered these steps:

Materiality

Step 1

Identification of Topics

We reviewed external inputs through benchmarks such as megatrends, Sustainable Development Goals, sustainability standards, and indexes.

Also, internal inputs include the Company's sustainability strategy, policies, and corporate sustainability risks.

Step 2

Definition of Stakeholders

We developed a mapping solution to select the key stakeholders to be consulted, representing prioritized representatives. We considered the Board of Directors, Senior Management, employees, customers, suppliers, opinion leaders, media leaders, sustainability-focused academics, and community leaders. [GRI2-29]

Step 3

Dialogue with Stakeholders

We conducted interviews and surveys with a sample of more than one thousand surveyed from different stakeholders. This approach allowed us to identify their most relevant topics, considering financial impact and environmental, social, and corporate governance (ESG). In this way, we applied the Double Materiality methodology.

Step 4

Cross Reference and Prioritization

We weighted the information collected in earlier stages and created a priority matrix to evaluate impacts related to sustainability on the X-axis and financial consequences on the Y-axis.

Step 5

Validation

To guide the management system toward strategic issues, we shared the Materiality Matrix with the Senior Management and the Sustainability Committee of the Board of Directors. [GRI2-14]



As a result of this process, we share the material issues framed as relevant to the Company from 2022-2025. [GRI2-16][GRI3-2]

Materiality Grupo Éxito

Strategic Topics

The topics presented below highlight the strategic and relevant focuses to continue Nourishing Colombia with opportunities

1 Climate Change

Manage the carbon footprint and promote sustainable mobility on different fronts: logistics, employees, and customers.

2 Local Economy and Inclusive Businesses

Promote local and direct purchasing (without intermediation), favoring the productive communities and populations in vulnerable territories or those affected by violence.

3 Circular Economy and Packaging

Promote the different principles of the circular economy: reduce, redesign, reuse, and recycle by enabling post-consumption programs, proper waste management in the Company's facilities, and work toward eco-design in packaging.

4 Managing Food Waste

Develop programs to prevent food waste and promote food donations to food banks and authorized institutions for their management.

5 Biodiversity Conservation

Protect biodiversity through strategies that promote deforestation-free supply chains and work toward conservation.

6 Enabling Fundación Éxito's Strategy

Encourage social investment and generation of resources for child nutrition initiatives associated with the mission of Fundación Éxito.

7 Diversity and Inclusion

Promote respect for human rights, equal opportunities, store accessibility, and inclusive, diverse, and equitable employability programs.

8 Supply Chain Management

Identify suppliers and our supply chain's social and environmental aspects that allow for mutual growth and shared value creation.

Relevant Issues

9 Human Rights



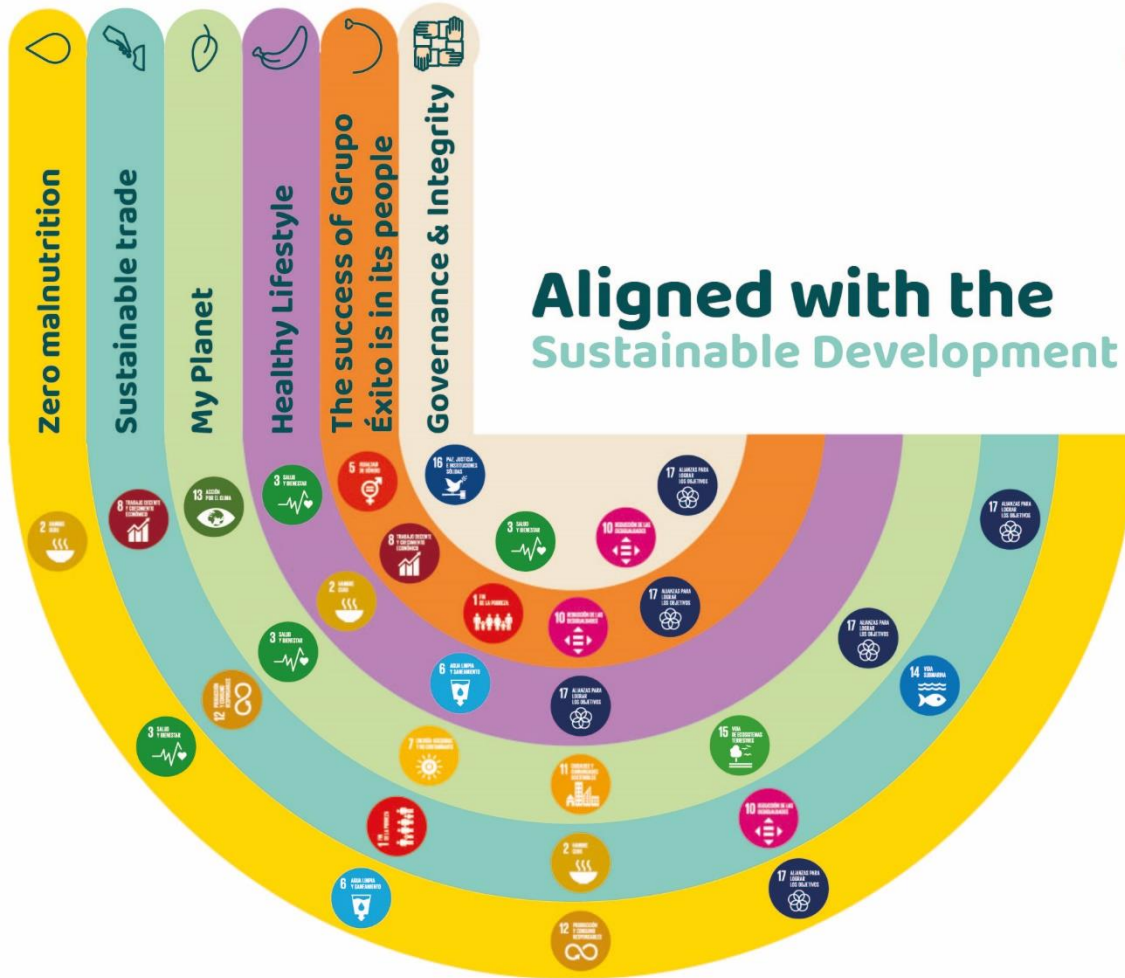
Emerging issues

- 10 Develop our work associated with communities
- 11 Attract, retain, and develop human talent
- 12 Democratizing healthy lifestyles
- 13 Animal welfare in productive practices
- 14 Contribute to sustainable economic performance / Sustainable Finance
- 15 Cybersecurity and data protection
- 16 Living wage

Transversal Issues

Transversal issues were not prioritized for analysis. However, they are managed transversally in the Company.

- Achievement of good governance and risk management practices
- Innovation
- Educating the consumer on the Sustainability Strategy issues
- Management of ethics and compliance (Habeas Data)
- Digital transformation
- Create public policies and alliances that promote topics related to our Sustainability Strategy
- Management of health and safety at work
- Communication and relationship with stakeholders



Aligned with the Sustainable Development Goals

We are committed to the 2030 Agenda for sustainable development

SDG 2 Zero Hunger

- More than 758 tons of food were donated to 23 food banks and 160 institutions nationwide.

SDG 3 Good Health and Well-being

- Our brand, Taeq, has removed or replaced 30 unwanted ingredients from its products.
- Training spaces for more than 24.423 employees.
- "Vida Sana" fair: More than 19.060 visitors and the development of the fair in more than 100 stores throughout the country.

SDG 5 Gender Equality

- More than 36.058 employees: 51,75% are women; 48,20%, men; and 0,05%, another gender.
- Women hold 28% of management positions.
- The Diverse and Inclusive Academy offers 25 programs.

SDG 8 Decent Work and Economic Growth

- 33.683 employees direct, in 24 departments.
- We collaborate with 6.603 suppliers in 26 departments.
- A total of 4.102 people hired from diverse populations.

SDG 9 Industry, Innovation, and Infrastructure

- A total of 39 new store openings.
- Innovative formats accounted for 44 % of the Company's revenues in Colombia.

SDG 13 Climate Action

- A 41% reduction in carbon footprint (Scope 1 and 2).
- Icontec has recertified Carulla and Viva Malls as Carbon Neutral.
- We recycled more than 20,000 tons in our darkstores.
- We worked to protect biodiversity across our supply chain.

SDG 16 Peace, Justice, and Strong Institutions

- Paissana brand support: we worked with 37 suppliers in 45 stores.
- Communication of the Business Ethics Program to 219 suppliers.
- We launched the "Equi Rutas" toolbox to guide businesses in achieving gender equality

- We continued to be among Colombia's top 10 companies with the best corporate reputation, ranking seventh, according to the Corporate Reputation Business Monitor (Merco, by its acronym in Spanish). Furthermore, our CEO, Carlos Mario Giraldo Moreno, has been ratified as one of the leaders in the country with the highest business reputation.
- We obtained a 97% adoption of the best corporate practices promoted by the SFC by completing the survey of best corporate practices (Country Code).
- For eleven years in a row, we have received recognition for the voluntary adoption of best practices in the field of disclosure of information and investor relations, granted by the Colegio de Estudios Superiores de Administración (CESA, for its acronym in Spanish), under the alliance with the Colombian Stock Exchange (BVC, for its acronym in Spanish).
- We received the recognition of the "Friendly Biz" seal, which promotes respect and non-discrimination in business environments.
- We were recognized as the most equitable and diverse company in the Colombian commerce sector by the PAR Aequales ranking.
- We are certified with ICONTEC, the company standard GE0001 Sustainable Bovine Livestock Model.

Management Report



***This Integrated Report is made under the GRI Global Reporting Initiative methodology, an international standard that collects good practices in global reporting.**



Dear Shareholders:



Acknowledging the importance of upholding ethical standards and guaranteeing the long-term viability of the business, we at Grupo Éxito work toward our Superior Purpose: **Nourishing Colombia with Opportunities**. Our aim is to positively impact all our stakeholders by taking actions that lead to progress, equity, transparency, and opportunities. With this ultimate purpose in mind, we work to support the emergence of the country that we envision for both the present and the future, by embracing three axes of action for a conscious capitalism: the social, the environmental, and the economic. Beginning with the soundness of the business, we are able to address our

commitment and dedication to society and the environment.

Our operations in Colombia, Uruguay, and Argentina in 2023 remained founded on a strategy aimed at creating a modern retail, **innovating in retail formats, digital transformation, growing our complementary businesses—particularly real estate—and social and environmental initiatives** serving as main drivers. We also kept developing complementary businesses that allowed us to monetize customer traffic in our physical stores as well as from our digital channels and assets, providing our customers with a distinctive value proposition.

Omnichannel, format innovation, asset monetization, operational excellence, and sustainability remained the cornerstones of our strategy. Grupo Éxito accomplished significant progress in each of these strategic pillars throughout the year. Below we share some of them:

Omnichannel sales accounted for approximately ten percent of the Group's Total sales in all three countries we operate in.



Innovative formats in Colombia, Uruguay and Argentina accounted for 44.4% of consolidated sales, and leveraged on the growth of the Éxito Wow, Carulla FreshMarket and the expansion of the cash and carry format, which accounted for 18 openings of Surtimayorista stores in Colombia and 2 Mini Mayorista stores in Argentina. Éxito Wow stores grew 5.9% above other Exito stores. In the case of the Carulla FreshMarket format, sales grew 6.1%.



Colombia



Uruguay



Argentina

- 

The other net revenues evolved by 3.5% at consolidated level and by 10.2% excluding FX effects and showed the positive performance of the real estate business.
- 

As per to sustainability, Grupo Éxito ranked as the seventh most sustainable corporation globally and was awarded as the first company in Colombia for its sustainability standards on the Corporate Sustainability Assessment (CSA), one of the most widely recognized evaluations in the world, developed by S&P Global to assess corporations' management in the areas of corporate governance, social responsibility, the environment, and the economy.
- 

Grupo Éxito was recognized by Merco, international monitor, as the seventh most reputed company in Colombia.

Furthermore, 2023 was a unique year for the Company's corporate governance, as it established itself as the first Colombian issuer listed in two other markets: **United States and Brazil.**



Trading floor bell on the New York Stock Exchange.

As announced during the fourth quarter of 2023, Cama Commercial Group Corp. ("Grupo Calleja"), launched a tender offer ("OPA") for at least 51% and up to 100% of the Company's shares.

After the tender offer concluded, Grupo Calleja ended up holding an 86.84% stake. Grupo Calleja is a group with a successful track record in the retail business, leader in El Salvador with more than 60% market share and one of the most profitable operations in the industry across the continent.

Colombia – Grupo Éxito

The macroeconomic performance of the countries where the Company operates, posed important challenges during 2023. In Colombia, inflation fell from 13.12% during 2022 to 9.28% at the end of 2023, with food inflation showing the greatest slowdown, going from 27.8% to 5.0%. The Central Bank continued its contractive monetary policy to control inflationary levels and slightly reduced interest rates from a high of 13.25% to 13%, by the end of 2023. During the year, there was a slowdown in economic activity, being retail one of the industries that experienced the greatest impact with a 4.7% decline; this resulted in a 2.4% real drop in family spending. Similarly, pressure was placed on the Company's expenditures and cost of capital due to the increase of 16% in the minimum wage for 2023 as well as the previously mentioned level of interest rates and high inflation.



In an effort to lessen the impact of inflation on our customers, the Company worked hard to manage price increases. This was done by pre-purchasing goods and developing various business ventures to strengthen our "Precio Insuperable" (Unbeatable Price) product proposal. This strategy has evolved over time and currently has over 600 products available in all Éxito stores nationwide, as well as through e-commerce channels. These products are highly competitive in quality and with the lowest prices in each region.



Net Revenues from the operation in Colombia reached COP15.8 billion, a 3.6% growth compared to 2022, and accounted for 75% of the total consolidated revenue of the Group. Revenue performance was supported by strong omnichannel performance, the greater contribution of innovative formats and good performance of the real estate business.

Recurring EBITDA declined 7.6% to COP1.1 billion and showed a 7.2% margin as percentage of Net Revenue. This result was negatively impacted by strong inflationary pressures on costs and expenditures, especially wages, leases, and utilities. However, these effects were partially offset by an improvement of 32 bps in gross margin and by the good performance of the operational excellence program. Additionally, complementary businesses made a major contribution. Considering that local regulations now forbid companies to deduct ICA tax, in comparable terms, EBITDA would have improved by 40 bps.



Innovation and growth: The Corporation kept the organic growth pace in high-potential formats while focused on providing customers with a differentiated value. By year end, innovative formats accounted for a 42.2% share on the Company's total sales. Éxito Wow stores accounted for 36.3% of the total sales of the Éxito brand, FreshMarket 62.7% of the sales of Carulla and Surtimayorista 5.4% of the total sales in Colombia.



Éxito Wow Girardot is divided into sections such as Market Cuisine, Technology, Healthy Living, Health, Wellness, Textile, Home, and a portfolio of fruits and vegetables.

In terms of organic growth, 6 new Éxito stores opened: 4 of them were the first ones in the islands of San Andrés, Providencia and Santa Catalina, and 1 Éxito Wow store opened in the city of Girardot (the first tourism-oriented store of the Company). These stores added close to 4,300 m² of sales area. Similarly, the Éxito del Este in Medellín was converted to the Wow format, that now has 32 stores in total. Surtimayorista opened 18 new stores, reaching a total of 64 points of sale.

The Carulla brand, meanwhile, refurbished the Palmas store in Medellín, to the FreshMarket format, thus completing 31 stores under this model and converted 5 stores to the Carulla Express format. On the other hand, 3 stores of the Super Inter brand were transformed into the Vecino format, completing 38 stores that accounted for 77.9% of the total sales of the Vecinoformat. Surtimax completed 14 new stores between openings and conversions.

During 2023, the Company invested COP168,000 million in reforms, conversions, and expansion in Colombia.



The Surtimax and Super Inter Allies program celebrated its 2000 ally reaffirmed its commitment to small grocery businesses in Colombia through an associative trade model. Since first launched in 2013, the Allies programs have served as a vital pillar in the development of strong relationships between shop owners and Grupo Éxito by providing self-service, minimarket, and supermarket owners with the chance to expand and improve their businesses through a cooperative agreement. This partnership has increased shopkeeper sales and created a stronger sense of mutual trust during the past 10 years.



>>> Aliados gives owners of small, mini markets, supermarkets and neighborhood stores the opportunity to grow and develop their businesses.

Based on information from Fenalco (National Trade Federation of Colombia), there are about 500,000 small shop owners in Colombia, with 50% of those businesses run by women. Most of these small businesses belong to low to medium income owners. In 2023, 1,300 Allies were included in the program, reaching a total of 2,430. With the addition of our digital solution MiSurtii and the Allies program to our coverage of local retailers, our total sales in this channel reached COP233,000 million, making it a great option of expansion with low investment and high penetration.



Omnichannel: Reached a 12.7% sales share, driven by the double-digit growth of the Food category, which reached an 11.9% share (compared to 10.5% at the end of 2022), consolidating this business as one of the Company's key strategic growth levers. It's also important to recognize the performance of the MiSurtii App, which reached total revenues of COP79,000 million, up 37% from 2022 and nearly 168,000 orders. This App aided almost 3,000 mom and pop stores digitize their food sales.



In addition to investing in innovative technologies and systems development to expand digital commerce and logistics capabilities to pursue the efficient integration of all businesses and sales channels, we continued to strengthen the omnichannel customer experience and push digital transformation.

>>>

In 2023 we received 19.4 million of orders through omnichannel.



The Viva brand is the largest operator of shopping centers in Colombia.

In terms of **traffic monetization**, the performance and contribution of the real estate business stood out, with a total of 33 assets, 794,488 square meters of GLA (Gross Leasable Area) and occupancy levels of 97.6%, Viva Malls continued to strengthen its position as the first operator of shopping centers in Colombia, which favored the performance of our tenants and our leasing income. The construction for the new building of IKEA VIVA Envigado, the Company's first store in Antioquia, was finished in October 2023 and it is now undergoing architectural adaptation, to open in the second half of 2024 (total sales area around 54,000 m²).



Tuya, our financial business, faced a challenging year marked by the widespread deterioration of the loan portfolio in the financial sector. We focused our strategy on conservative risk management to protect business fundamentals. Tuya earned AAA credit rating by Fitch for the 13th consecutive year and reached 1.6 million cards issued and a loan portfolio close to COP3.34 billion.



The **Puntos Colombia** loyalty program showed dynamic and profitable growth and was present in one out of every three households in Colombia, being listed as #1 in brand power by Kantar. Puntos Colombia reached more than 6.9 million customers, 10.7% more than in 2022 and 224 corporate partners, thus expanding the value proposition to its customers. During 2023, 40,688 million Puntos Colombia points were redeemed, 66% of them in branded products from our own operation.



Private labels are a strategic, competitive, differential, and innovative levers.

Our private-label products continue to be a key component of our competitive, differential, and innovative strategic approach. With them, we provide our customers with exclusive, high-quality products at prices tailored to different budgets and help increase the expansion of the different categories where they play in.



Two examples of this approach are products under Frescampo and Taeq labels, whose combined sales accounted for 5.5% of the total Company's food sales in Colombia. 28% of the home category sales came from our brand Finlandek, whose sales pace continued to grow thanks to collaborative works with Colombian designers and artisans in the development of their products and collections. Arkitect, People and Bronzini brands contributed 41% of the sales of the apparel category. **With 44 million garments sold, Grupo Éxito is a major force behind the democratization of Colombian-made fashion and the country's industry today.** It is fitting to say that we "dress Colombia." In sum, 92.94% of our private label garments were made in 295 workshops that created more than 9,733 jobs in a year in the country, 75% of those jobs are fulfilled by women. Our store brands of Moda Éxito (Éxito Fashion) People, Arkitect and Bronzini, became the first brands to obtain, once again, **the certification award in the Gold Category for "Sello de Moda Sostenible" (Sustainable Fashion Seal) granted by CO2CERO**, a company that specializes in generating innovative actions facing climate change, that positively impact the planet and maintain a profitable, sustainable, and replicable business model.

International operations

Operations in Uruguay and Argentina increased their recurring EBITDA by 16,1%, contributing to the consolidated result, leveraged by a very dynamic tourist season for Uruguay and a good performance of the Cash and Carry format in Argentina.

Uruguay – Grupo Disco y Devoto



The country with the most profitable operation for the Company.

During the first half of 2023, inflation continued the downward trend that was registered in the last quarter of 2022 and reached a low of 3.87% in September 2023; however, the index was corrected upwards during the last quarter reaching 5.11% by year end. GDP growth during 2023 was impacted by drought season in the region, the temporary closure of the country's only refinery and the deterioration of the tourism balance.

Our operation in Uruguay strengthened its value proposition with the FreshMarket model, that accounted for 59% of country sales, for a total of 32 stores under the FreshMarket format. There were also three acquisitions of independent stores.

Revenue in Uruguay hit the equivalent of COP4.2 billion, which represented 20% of consolidated income and a growth rate of 9.8% compared to 2022 in local currency. First half of the year was very solid thanks to a good tourism season, compensating a bad second half of the year, that was affected by drought and reduction of consumption at the border due to the impact of the exchange rate in Argentina.



Recurring EBITDA grew 18.2% in local currency and reached a 10.7% margin, (the highest EBITDA margin in the whole Group), reflecting excellent levels of productivity and spending control.

Argentina – Libertad



Paseo Libertad Shopping Center.

Expert estimations predict a negative GDP in Argentina for 2023; inflation of 211.4% was recorded, the highest in the last three decades. However, the consumer confidence index as of December 2023 had a positive cumulative variation of 11% compared to 2022.

Libertad continued to implement its multiformat and omnichannel strategy and strengthened the Mini Mayorista format, which reached 11 stores at the end of the year, with a share of 17,3% of total sales in the country.



Libertad had revenues equivalent to COP1.1 billion, representing 5% of consolidated revenues and grew 245.5% in local currency, marked by the good commercial result of the retail business, the good performance of the Mini Mayorista format, and the launch of the first FreshMarket store in the city of Buenos Aires. Good dynamics of the real estate business that reached occupancy levels of 94%, was also a highlight. Recurring EBITDA grew 274.1% in local currency compared to the previous year, a much higher level than reported inflation and reached a margin of 4.7% in 2023.

Consolidated financial results

Grupo Éxito's net revenues reached of COP21.1 billion, a growth of 2.4% or 8.7% excluding FX effect, mainly by the strong devaluation of the Argentinian peso. The Group's consolidated net revenues were leveraged by Uruguay's strong performance, food sales in Colombia's resilient market, and the real estate industry's strong results, all the above outweighed the challenging retail environment in Colombia, which was impacted by low sales of non-food products. Additionally, there was a sales decline in Argentina, which can be attributed to the fluctuations in the exchange rate.



The Group's recurring EBITDA reached almost COP1.6 billion, decreasing -1.4% with a margin of 7.8% and; excluding exchange rate effects, EBITDA growth was 0.8% if FX effects are excluded. In comparable figures, excluding from the base not being able to discount ICA tax, consolidated EBITDA would have grown by 2.4%. The Company's net income of COP 125,998 million was explained by the retail business's strong performance, the steady contribution of complementary businesses—particularly real estate—and the successful implementation of cost-controlling action programs.

The significant inflationary effect in Argentina, the increase in financial costs brought on by rising interest rates, particularly in Colombia, and the larger provisions required to guarantee an adequate level of solvency for Tuya business, all had a negative effect on the operating performance.

The gross cash position was COP 1,0 billion and reflected the financial soundness of the organization.



Sustainability

We reaffirmed our commitment to incorporating sustainable practices into every aspect of our value chain in 2023. We collaborated with all stakeholders to create a responsible and resilient business environment, proving societal value creation and economic growth can -and must- coexist harmoniously. Our unwavering commitment to aligning with the highest standards, such as GRI, TCFD, or SASB, has enabled us to receive important distinctions like the ones described above.



Our goal of having the first zero chronic malnutrition generation among children under five by 2030 has been made possible by the progress we made last year. The Fundación Éxito benefited 72,567 children in 32 Colombian regions during 2023, by delivering 183,358 food baskets, improving their physical and spiritual well-being.



We celebrated 20 years of Goticas with a gift to La Guajira.

Additionally, 2023 allowed us to continue strengthening actions to care for our planet. Grupo Éxito has committed to a 55% reduction in Scope 1 and 2 emissions by 2025. We implemented the recommendations of the TCFD (working group on Climate Related Financial Disclosures) to generate, in the medium and long term, transformational changes in the Company as well as a business model with tools that allow us to adapt to climate change, and thus being aligned with global measurement methodologies. We did this process with the Iniciativa de Divulgación de Activos Climáticos de Colombia - CCADI team (Colombia's Climate Asset Disclosure Initiative). Moreover, in 2023, ICONTEC (Organization accredited for validation and certification services) recertified our Viva shopping malls and Carulla FreshMarket brand as carbon neutral. These facts demonstrate our commitment to continue mitigating the impact our activities may cause.





Punto Soy Re at the Viva Envigado shopping center.

Because we know how important it is to work with our customers to increase circular economy initiatives and reduce waste, in June 2023, our Carulla brand became the first retailer in Colombia to stop using plastic bags at cashiers and for product delivered from our digital channels. Furthermore, our post-consumer model Soy RE recycled 1,324 tons of packaging, 34% more than the year before.

Recognizing the importance of biodiversity in our country and the need to protect it at every stage of the supply chain, we developed a technical corporate standard for the Sustainable Livestock Model, which has been created, audited, and approved by ICONTEC. Additionally, as part of the UK Pact initiative, we worked with WWF in the country's southern and northern regions to create instruments for safeguarding biodiversity on the farms of our direct livestock suppliers.



We work for the origin, the producers and the farmers of our country.

At Grupo Éxito, we are committed to the origin, the producers, and the farmers who provide us with the highest-quality agricultural products; we also believe in developing the regions and creating new opportunities. Faithful to this premise, we were able to meet our supply target with 90.41% of local purchases and 85.16% of direct (without intermediation) purchases, which helped our country's farmers. Similarly, we implemented the project of satellite monitoring direct suppliers for those commodities that the company prioritizes for their potential environmental and social impact to develop ethical and sustainable supply chains.

In social matters, we conducted human rights due diligence, aiming to ensure decent employment and the promotion of sustainable supply chains. This oversight is crucial to mitigate risks and ensure that all aspects of our activities safeguard and promote fundamental rights.

Moreover, diversity and inclusion have become fundamental pillars for the Company; we are always committed to improving our employees' living standards and advanced the growth of our people's beings and doings. In this regard, and due to the organizational change going on over the past few years, we obtained the Friendly Biz seal certification from the "Cámara de Diversidad" (Chamber of Diversity). This organization promotes the economic empowerment of Latin America's diverse population. This international recognition attests to the principles of respect and non-discrimination in business environments.



We consolidated and strengthened our product offering to comply with Resolution 2492 on frontal labeling as part of our commitment to promoting healthy lifestyle habits that enable our stakeholders' mental, emotional, social, physical, and nutritional balance. We also worked on promoting healthy food alternatives in our stores, reducing or eliminating controversial ingredients, and ensuring our quality standards are maintained.

Regarding our employees, we participated in the Consumer Goods Forum's worldwide employee well-being campaign this year. As a result, we connected our suppliers with programs that support the physical health of over 500 employees, among other things.

Finally, the Company, coherent with its superior purpose of Nourishing Colombia with Opportunities, continued to strengthen its relationship with communities and spread different initiatives throughout the country, such as "Pigmentos Urbanos" (Urban Pigments)—which has painted urban art in our stores nationwide, as well as in the archipelago of San Andrés, Providencia, and Santa Catalina, and "Terrazas Verdes" (Green Terraces) which have spread to other Colombian cities such as Bogotá and Cali.



>>> With the help of different actors, we work for the transformation of territories and the generation of opportunities in society.

To learn about the details of our sustainability actions, we invite you to visit the Sustainability Report by [clicking here](#).



Corporate Governance and Internal Control



In order to uphold the highest standards, we continued to implement best management practices in corporate governance and to carry out the actions previously taken to support the development and strengthening of value relationships with its stakeholders.

Grupo Éxito's various processes aimed at enhancing awareness and guidance to achieve the objectives, always on the basis of acting in harmony with the principles of integrity, transparency, and good governance, were greatly aided by the leadership and commitment of Senior Management in the development of an ethical culture and integrity as a fundamental element in the sustainability of the business over time. This, in turn, generated trust and value in the construction of lasting relationships among multiple stakeholders.

The Company frames its corporate governance with actions that are aligned with transparency, aiming to satisfy and meet the objectives of the various stakeholders. These approaches include legal compliance, comprehensive risk management, and the assurance of its internal control system. The Company updated the strategic risk profile and its businesses by evaluating risks, opportunities, and trends, as well as adapting to changes in context, thus contributing to the strengthening of organizational resilience.

The core goals of Grupo Éxito's risk management, considered an integral component of the Company's overall strategy, are to safeguard and create value, leverage the accomplishment of strategic pillar results, encourage thoughtful and informed decision-making, and maximize competitive advantages. Additionally, the Company aims to strengthen its ability to anticipate, plan for, respond to, and recover from any given event in a timely and assertive manner through collaboration with business continuity management.



Thanks to Senior Management's dedication and empowerment, the 2023 strategic risk profile was established, along with treatment measures to mitigate its occurrence and negative effects, as well as opportunities that can be maximized. This was based on understanding the dynamics of the political, economic, social, technological, environmental, and legal fields, along with an assessment of internal changes and sector knowledge regarding business operations.

Furthermore, the Strategic Business Impact Analysis (BIA) was updated, new crisis management procedures were established, and simulation workshops were conducted as part of the actions aimed at strengthening our Business Continuity Management (BCM). These actions increased awareness among the Corporation's management team. Additionally, capacities and instruments were enhanced to support, organize, and simplify decision-making processes during a potential organizational crisis.

The administration certifies that the internal control system did not present any shortcomings that prevented the proper recording, processing, summarizing and/or presentation of financial information; nor did it suffer significant fraud that affected its condition, quality, and integrity. The financial disclosure was confirmed to be accurate and compliant with current requirements, guaranteeing that as of December 31, was appropriate and contains no defects, inaccuracies or errors that would have prevented interested parties from learning the Organization's actual asset condition.

For more information on
Corporate Governance and the
Company's Internal Control
System, please visit the
Corporate Governance Report
by [clicking here](#).



Transactions between Related Parties

The transactions between related parties carried out during the 2023 period were made with the full observance of the Policy and Procedure of Transactions between Related Parties in force, complying with the corporate procedure required before the Audit and Risks Committee or the Board of Directors, as appropriate. Details of such transactions can be found in the Corporate Governance Report and Note 9.2 of the financial statements.

Intellectual Property and Regulatory Compliance

The Company owns a portfolio of more than 1,300 duly registered trademarks, in different classes of the Nice International Classification. We own trademarks records in 36 countries, more than 700 of these records are in Colombia, including, among others, the Éxito, Carulla, Surtimax, Super Inter, and Surtimayorista brands associated with the retail business; Ekono, Frescampo, Taeq and Porchi, related to the food business; Arkitect, Bronzini, and Finlandek, to the textile, fashion, and home decoration industries. Our subsidiary in Uruguay has also been licensed to use our textile brands in that country. As of December 31, 2023, no patents are registered.



Regarding Intellectual Property, we complied with the applicable standards for Colombia and the other countries where we carry commercial operations. Likewise, we have been granted all the required licenses for using distinctive signs and other copyrights that belong to third parties. Concerning copyright, we complied with the applicable copyright rules and with the conditions defined in software licensing agreements.

In view of the corporate commitment to the protection of personal data of all our stakeholders, the management of risks associated with privacy, and the construction of an integral program, we developed activities and strategies aimed at complying with current regulations and the good practices applicable in this field, having the recognition of privacy and respect for the fundamental right of Habeas Data as a principle.



Finally, we have not, in any way or shape, limited the free circulation of invoices issued by suppliers of goods or services, and we are not in the midst of any investigation relating to restrictive competition practices.

Closing remarks

The macroeconomic environment of the three countries where we operate posed major challenges for the Company during 2023. We managed these challenges with a strategy that maximizes operational efficiency and with the determination to help build a stronger nation across all regions. We were able to strengthen our omnichannel offer throughout the year, maintain our innovative format development with the intervention of 56 stores in the region, these innovative formats accounted for 44.4% of our total sales; we also prioritized customer satisfaction, and kept taking steps that lead to a greater social effect and a smaller environmental footprint.

Our consolidated gross cash position reached COP1.0 billion, thanks to the action plans implemented to control spending and the work done in working capital, where significant reductions in inventory levels were obtained in Colombia and Argentina, as well as greater efficiency levels in the management of the operational cash. This cash performance allowed the Corporation to avoid taking on more debt while investing COP522 billion focused on growth opportunities and asset maintenance.


Our business faces a great deal of pressure to adjust to increasingly unstable environments, where customer preferences are changing quickly, the economy is becoming more interconnected and exposed to external and unpredictable factors, and the local competitive scene is getting more intense. Agility, the capacity to innovate and adapt to changing circumstances, and a constant focus on our customers' needs—their satisfaction and desire to return to our stores and virtual channels—as well as a persistent search for our businesses' competitiveness, profitability of operations, and ability to preserve the interests of our stakeholders and the environment—are critical components of responding to the constant challenges faced by the mass consumer industry.

We have developed strong trust over time. Thanks to the dedication of our 43,000 employees in Colombia, Uruguay, and Argentina, who work every day with a spirit of great delivery and service, making sure that every customer feels welcomed and happy, we can stay we are the customers' favorites in today's competitive market. To them, my gratitude and recognition. Also, to our 6,600 suppliers and 9,6 million customers who challenge us to give every day the best in us. We extend a particular gratitude to our shareholders for their support and to Grupo Calleja, our new controlling entity, for believing in the Company, our subsidiaries Disco y Libertad, our staff, and the growth prospects of the three countries where we run our businesses.

Carlos Mario Giraldo Moreno

CEO Grupo Éxito

Corporate Governance Report



***This Integrated Report was created using the GRI methodology. The Global Reporting Initiative is an international standard that collects best reporting practices worldwide.**

Introduction

In terms of corporate governance, 2023 was a crucial year for Grupo Éxito because we became the first Colombian corporation ever to enter two international capital markets as an issuing entity in addition to Colombia: The United States (the world's largest stock market and worldwide transactions leader), and Brazil (South America's largest and most liquid stock market).



Similarly, the company continued improving its Corporate Governance instruments, enhancing the Company bylaws, the Rules of Procedure of the General Shareholders Meeting and the Policy of Election and Succession of the Board of Directors. These changes were approved in the Extraordinary General Meeting of Shareholders that took place on April 27, 2023.

Listing securities in the aforementioned markets, and thus making Grupo Éxito the only Colombian company to be listed in all three of them, came into reality as a result of the project developed by Casino Guichard Perrachon ("Casino") and Companhia Brasileira de Distribuição ("GPA" or "CBD"), project that was released to the market on September 2022, and lead the company to three major changes: (i) the implementation of a Brazilian Depositary Receipts Level II (BDRS Level II) program; (ii) the modification of the deposit receipt program to American Depositary Receipts Level II (ADRS Level II); and (iii) the reduction of capital and reimbursement of GPA contributions, which happened in Brazil. This allowed GPA to distribute 83.26% of its owned capital in Éxito to its more than 50,000 shareholders¹. As a result of this operation, GPA shareholders became direct Éxito shareholders and received their shares through ADRS Level II or BDRS Level II, (the "Project").

The key information related to reaching this milestone is as follows:

- (i) April 4: The "Comissão de Valores Mobiliários de la República Federativa de Brasil" ("CVM") and the Bolsa B3 S.A. – Brasil, "Bolsa, Balcão" ("B3") approved the company's application for listing and admission for trading in the "Novo Mercado" segment of BDRS Level II.
- (ii) July 25: The application for registration (Form 20-F) of its ADRs Level II with the Securities and Exchange Commission of the United States (SEC) was declared effective and the New York Stock Exchange ("NYSE") approved the listing of the ADRs Level II.
- (iii) August 23: Transfers of the 1,080,556,276 outstanding ordinary shares of the company owned by GPA were perfected (equivalent to 83.26% of the company's outstanding ordinary shares) to the Company's Level II Brazilian Deposit Receipts Program | Itau Unibanco S.A. – BDR Program to the Company's Level II American Deposit Receipts Program ("ADRS Level II") | J.P. Morgan Chase Bank NA FOB Holders of DR, whose local custodian is BNP Paribas Securities Services Trustee.

¹ GPA distributed 1,080,556,276 common shares of the company, in the form of Brazilian Depositary Receipts Level II, and American Depositary Receipts

Following the completion of these transfers, the company's share participation changed by more than 5% of its capital, and the market was appropriately notified via the relevant information channel provided by the Financial Superintendency of Colombia ("SFC," by its acronym in Spanish).

- (iv) September 6: The bell ringing ceremony was held in the Brazilian Stock Exchange, B3, marking the beginning of the trading of the BDRS level II in the Novo Mercado segment of said exchange, which have been trading in that country since August 23, 2023.
- (v) September 15: The iconic ring bell was held on the United States Stock Exchange, New York Stock Exchange (NYSE), as a protocol ceremony to celebrate the start of trading of the ADRs Level II on said exchange, which have been trading in that country since August 23, 2023.
- (vi) September 20: The bell ringing in the Colombia Stock Exchange was made, as a symbolic ceremony through which the presence of the company in the three stock markets is recognized, and therefore, all bell rings are then closed.

Later, on October 16, it became widely known—through information that Grupo Casino had published as relevant fact and that the company had replicated—that Cama Commercial Group, Corp., a prospective buyer, and Grupo Casino and GPA, potential sellers, had signed a pre-agreement whereby the latter two committed to sell their entire share of the company (a total of 47.36%) to the prospective buyer through the public takeover bids that the buyer would make in Colombia and the United States (the "OPAs" in Spanish, "Colombian or US TO" for Tender Offer).

The simultaneous takeover bids were launched on December 10 in Colombia and on December 18 in the US, subject to a minimum acquisition condition of at least 51% of the outstanding shares. Once the US TO ended on January 18, 2024, 106,158,488 American Depositary Shares (or "ADS") representing 849,267,904 common shares of the company were received, which is equal to 65.44% of its total share capital. The number of ADS offered includes 55,238,285 restricted ADS owned by Grupo Casino, representing 441,906,280 ordinary shares, equivalent to 34% of the company's share capital. In reference to the Colombian TO, which expired on January 19, 2024, 1,152 acceptances were obtained, corresponding to 277,849,737 shares of the company, equivalent to 21.41% of its share capital.



In this context, Cama Commercial Group, Corp. would become the owner of 86.84% of the stock of the company.



See the changes in the shareholding composition [here](#).







In the final quarter of the year, an internal assessment of the Board of Directors' and its committees' performance was conducted, adhering to the company's good practices and the regulations set forth by the Board. The evaluation methodology included: (i) a self-assessment, (ii) a peer review, (iii) an evaluation of the functioning of the Board of Directors and the support committees, and (iv) an assessment of the knowledge of internal regulation and recommendations about it.

As the assessment process progressed, it became clear that the establishment of the Board of Directors and its supporting committees are distinguished as bodies that are characterized by their exceptional qualifications to handle the many difficulties inherent in their administration and operation. In addition, the directors' knowledge, experience, and exposure to various senior management roles in various contexts and industries, along with their analytical management skills, strengthen their vision for evaluating and managing the strategic affairs of the company on a national and international scale, thereby contributing to the economic and commercial transformation of the nation.

To explore more details on the results of the evaluation process, please visit the [section](#) on the subject contained in this report.

Furthermore, the company continued to work to implement best management practices in corporate governance and followed up the measures adopted that contributed to maintaining high standards. For the year 2023:

-  Through completion of the best corporate practices survey (Country Code), the Company achieved a 97% adoption rate of the SFC's recommended best practices.
-  On the **S&P Global Corporate Sustainability Assessment (CSA)**, received a score of 73 points, achieving the 97th percentile of the industry. The company placed in the 96th percentile of the industry with a score of 69 in the corporate governance chapter. Similarly, the Company ranked #7 among the most sustainable Food & Staples Retailing companies in the world, ranking #1 in Colombia and #2 in Latin America.
-  For the eleventh year in a row, Grupo Éxito was recognized by the College of Higher Studies of Administration (CESA), in conjunction with the Colombian Stock Exchange (BVC), for its willing adoption of best practices in the areas of information disclosure and investor relations.
-  According to the Business Monitor of Ibero-American Corporate Reputation (Merco), Grupo Éxito was ranked as the seventh most reputable company in Colombia. Éxito also maintained its position as the most reputable *retailer* in the country. Our CEO, Carlos Mario Giraldo, was ranked fifth in the same ranking, moving up one spot from the previous year's ranking of leaders. Additionally, our communications department was ranked third in a survey conducted among journalists.

The key driver behind the promotion of internal processes within the organization aimed at raising awareness and achieving goals in line with the principles of integrity, transparency, and good governance—principles that foster enduring relationships and trust with various stakeholders—was the leadership and dedication of Senior

Management in the development of an ethical culture and integrity as a fundamental element in the sustainability of the business over time.

The Company guides its corporate governance within the framework of transparent action, utilizing approaches to ensure legal compliance, comprehensive risk management, and the assurance of its internal control system. This allows the Company to meet and satisfy the goals of various stakeholders who benefit from the achievement of business objectives. To strengthen the culture of integrity as one of the key components in the management of compliance risks that create value and aid in the accomplishment of organizational goals, the management of the compliance program highlights actions that incorporate the concept of continuous improvement and that were directed to comply with the legal framework applicable to the management of compliance risks. Other actions include the development of automatic alert detection tools for timely and effective risk management and its articulation with various internal processes.

The primary goal of Grupo Éxito's risk management is to protect and create value, leverage the achievement of strategic pillars, drive informed and conscious decision-making, and maximize competitive advantages. It also works in tandem with business continuity management to develop the company's capabilities to anticipate, prepare for, respond to, and recover from a specific event in a timely and assertive manner. All these goals are intrinsic to the company's corporate strategy.

In 2023, a strategic risks profiling process was established based on an understanding of the dynamics of the following environments: political, economic, social, technological, environmental, and legal. Additionally, comprehension of the sector of the business operations and internal change analysis was considered. This was made possible by the dedication and empowerment of the Senior Management Team. Treatment strategies were also established to mitigate the likelihood of these hazards occurring and their detrimental effects, as well as to identify opportunities that may be fully used.

As part of our program to strengthen Business Continuity Management (BCM), new crisis management protocols were established in certain processes, simulation workshops were held, the Strategic Business Impact Analysis (BIA) was updated, and a new strategy formulation raised the awareness of the company's management team. Furthermore, capacities and instruments were reinforced to support, organize, and simplify decision-making during an organizational crisis.

The ability to adapt, together with decision-making agility and risk-based thinking, will be crucial for maintaining corporate competitiveness and ensuring long-term growth that benefits all stakeholders.

In addition to guaranteeing regulatory compliance, organizational internal control is designed to add strategic value to the organization by enhancing productivity, preserving information integrity, assisting in decision-making, and safeguarding the organization's reputation, all founded on a culture that uses self-management and corporate principles as the pillars of an essential management system for all the different businesses.

Company Ownership Structure

Capital and Structure [GRI 2-4]

Each share that's listed in the Shareholder Register shall entitle the corresponding holder to one vote at the General Shareholders' Meeting, without restriction in terms of the number of votes that the holder or its proxy can make, but maintaining the prohibitions or ineligibilities established by law to vote on certain decisions, such as the case of company administrators and employees in the events indicated by law, as well of those contained in the use of privileged information policy that is on the Corporate Governance Code. Thus, Grupo Éxito shall recognize and guarantee shareholders the same rights and privileges.

In light of the listings in the US and Brazil stock exchanges mentioned in the report's introduction, as of August 23, 2023, shareholders are registered in the Itau Unibanco S.A. Shareholder Register (being this entity, the depositaries of the BDRS Level II Program), each of which is equivalent to four common shares of the business; and J.P. Morgan Chase Bank NA FOB, acting as depositary of the ADRS Level II Program, each representing eight common shares of the company.

As of December 31, 2023, the Company has 1,590 million common shares authorized of which 1,344.72 million have been issued and 46.86 million are being held in reserve. Out of the issued shares, 1,344,720,453 are outstanding and 46,856,094 have been repurchased

As of December 31, 2023, there were 10,525 shareholders. A total of 96.26% of which are people that account for 0.97% of the total ownership of the Company, and 3.74% are other legal entities that own 99.03% of the total ownership of Grupo Éxito.

Major Direct and Indirect Shareholders [GRI 2-9]

As of December 31, 2023, Grupo Casino indirectly owned 34.05% of the Company's share capital through its subsidiaries Casino Guichard Perrachon S.A., Geant International B.V., Helicco Participacoes LTDA, and Segisor S.A.S. via the ADRS Level II and BDRS Level II programs.

Conversely, following the capital reduction of GPA as outlined in this report's introduction, GPA kept a 13.26% share capital holding in the Company, of which 8.26% came directly from GPA and 5% through GPA2 Empreendimentos e Participações Ltda.

Except for the participation of all depositary entities in the BDRS Level II and ADRS Level II programs, and the shares of Grupo Casino and GPA, none of the remaining shareholders owns a holding that is equal to or higher than 10% of the company's share capital.

Shares and Securities held Directly or Indirectly by Board Members, Senior Management, and other Administrators, Trading, and the Rights to Vote they Grant



As of December 31, 2023, Luis Fernando Alarcón Mantilla, Chairman of the Board of Directors, held 30,000 common shares. The acquisition of these shares was duly authorized and disclosed in 2016, and no transactions were made in 2023 that should be reported.

Christophe Hidalgo as a result of the capital reduction made by GPA received 62,109 BDRs Level II from the company.

No other member of the board of directors owned corporate securities as of December 31, 2023, including ordinary shares, BDRs Level II, or ADRs Level II.

As of December 31, 2023, three members of Senior Management (levels one and two of the company's organizational structure) were listed as owners of a total of 5,277 shares. During 2023, these persons did not carry out any transactions with the organization's shares.

No other Senior Management member held securities (ordinary shares, BDRs Level II, or ADRs Level II) of the company as of December 31, 2023.

As reported on December 20, 2023, through the relevant information mechanism provided by the SFC and before the respective authorities in Brazil and the United States, the Board of Directors authorized two administrators; Director Christophe Hidalgo, who executed the transaction in January 2024, making available 62,109 BDRs Level II, and a member of the senior management, who did not execute the transaction.



Since these were public operations and outside speculation, in the case of the Board of Directors member, authorization was approved by all members of the Board, with the applicant not included; similarly, in the case of the Senior Management member, authorization was approved by all members of the Board. In both cases, the time limit for the disposition of their securities has been granted for the period of acceptance of the takeover bids.

Currently, the company does not have securities other than ordinary shares, BDRs Level II and ADRs Level II.

Family, Commercial, Contractual or Business Relationships that Exist between Major Shareholders and the Company, or between Major Shareholders

As previously mentioned, as of December 31, 2023, the following stakes in the Company were held indirectly by Grupo Casino: (i) 34.05% of the Company's share capital; and (ii) 13.26% of the Company's share capital via GPA.

As previously reported, as a result of the Company's listings on the public markets in Brazil and the United States, Itau Unibanco S.A. is listed in the Shareholder Register as a depository of the BDRs Level II Program, and J.P. Morgan Chase Bank NA FOB, as depository of the ADRs Level II Program of the company.

Except for the aforementioned companies, no other shareholders of the company own substantial positions that are defined as owning a number equal to or exceeding 10% of the outstanding shares.

When the operations covered by the aforementioned takeover bids are completed, Cama Commercial Group, Corp. will own 86.84% of the company's share capital.



See shareholder structure [here](#).

Shareholder Agreements

On September 1, 2023, the shareholder agreement signed by GPA, Grupo Casino, and other Casino-controlled entities was registered before the company.

The Company disclosed this information to the market through the relevant reporting mechanism provided by the SFC and before the authorities of the United States and Brazil. This shareholder agreement established certain principles and procedures to ensure the continuity of the Casino Group's control over the Company, as well as to coordinate and optimize any future disposal of the respective shares in the Company.



To access the shareholder agreement, click [here](#).

Company Management Structure and Related Operations [GRI 2-9]

Composition of the Board of Directors and Committees

According to Article 31 of the bylaws, the Board of Directors is made up of nine Members, elected by the General Shareholders' Meeting. At least three of these members must be independent, as required by Law 964 of 2005 or other norms or rules that amend or add to it.

The resignation of Mrs. Ana María Ibanez Londoño, who had been an independent member since March 20, 2014, was received on May 16, 2023, and became effective on May 30, 2023, leaving the Board of Directors with just eight members as of December 31, 2023

Board of Directors [GRI 2-9]



For the Board of Directors Rules of Procedure, please click [here](#).

Board of Directors Elected by the General Shareholders' Meeting for the 2023-2025 period [GRI 2-10]

On March 23, 2023, the General Shareholders' Meeting during its annual meeting elected the Board of Directors.

In keeping with the administration's commitment to promoting the diversity criterion in the Board of Directors election process and thus contributing to better corporate governance, the formation of the Board of Directors was characterized by complementarity between its members (in professional and academic aspects, as well as personal ones, such as nationality, race, among others) and the provision of multiple identities and perspectives for proper decision-making.

See the profile of each of the members of the Board of Directors, by clicking on each photo.



Independent members [GRI2-9]



Luis Fernando Alarcón Mantilla
(Chairman [GRI 2-11])



Felipe Ayerbe Muñoz



Ana María Ibáñez*




Ana Fernanda Maiguashca

Non-independent members [GRI2-9]



Christophe José
Hidalgo




Guillaume
Michaloux



Rafael Russowsky



Bernard Petit



Philippe Alarcón


>>>

*On May 16, 2023, Mrs. Ana María Ibáñez Londoño, who had served as an independent member since March 20, 2014, submitted her resignation, which became effective as of May 30, 2023. Her resignation was due to the fact that, since June 1, 2023, she has held the position of Vice President for Sectors and Knowledge of the Inter-American Development Bank (IDB), an entity that demands exclusivity to hold such a position.

The Board of Directors is comprised by three independent members and five additional non-executive or non-management patrimonial members.

Main Functions of the Board of Directors and Senior Management

The Board of Directors understands the broadest mandate to manage the Company as a delegated role. As a result of the previous, the Board of Directors primarily performs the following functions:



- ✓ Approve, review, and monitor the Company's strategy.
- ✓ Monitor corporate governance and the effectiveness of the measures put in place.
- ✓ Encourage an adequate control environment in the workplace.
- ✓ Recognize and manage conflicts of interest that arise and define rules for transactions between related parties.
- ✓ Authorize and define financial and investment management.
- ✓ Regulate the operation of the Board of Directors by presenting before the General Shareholders' Meeting aspects that are within their competence
- ✓ Designate Senior Management members.
- ✓ Examine the financial and non-financial information to be made public.
- ✓ Regulate all things related to the company's shares.



For more information about the roles and functions of the Board of Directors, please click [here](#).

Senior Management, for its part, primarily performs the following functions by area:



- Chief Executive Officer**

Overall Company coordination and supervision, including commercial and financial management, as well as investor and market relations, maintaining the focus toward corporate strategy.
- Chief Operating Officer - Colombia:**

Accompany, support, and supplement the CEO on strategic issues, government and media relations, expansion plans, investor relations, and new business initiatives, among other things, ensuring the integrity of the complete cycle of the retail operations.
- Vice-President of Services:**

Plan, direct, and guide support processes (services, asset management, resource protection, information technology, and operational excellence) in accordance with the Company's and the law's policies.
- Vice-President of Corporate Affairs and General Counsel:**

Support and advise the CEO on legal issues that affect or may affect the Company's normal operations. Similarly, this position contributes to the sustainability strategy, compliance, risks, insurance, institutional relations, and external communications.
- Vice-President Commercial and Supply:**

Direct, plan and define commercial, logistics and replenishment strategies, according to the policies, needs and results of the Company.
- Chief Financial Officer:**

Direct, plan, and define the Company's financial strategies while following the policies of the Board of Directors and all legal requirements, seeking to generate the highest profitability for the Company, the lowest costs in working capital management and the information necessary for decision-making.
- Real Estate Vice-President:**

Define, identify, and propose new business alternatives from a real estate and property perspective based on expansion plans and commercial strategies, to guarantee value generation and maximize the profitability of the Company's areas and spaces.
- Vice-President of Marketing:**

Direct, plan, and guide each brand's strategy and marketing activities to ensure market performance, supporting sales and the commercial strategy
- Vice-President of Omnichannel and Innovation:**

Define, plan, and direct the Company's omnichannel strategy, digital transformation, and innovation, leading initiatives and the development of new skills that improve customer experiences and revenue.
- Vice-president Human Resources:**

Plan, direct, and strategically guide personnel management processes while keeping the Company's and the law's policies in mind, resource protection and loss prevention considering the policies established by the Company and the law to achieve the objectives of the Company with qualified personnel.
- Vice President Retail:**

Oversee the omni-customer sales and operation strategy for brands and complementary retail businesses, through physical and digital consolidation.
- Internal Auditor:**

Define and direct the internal audit strategy to ensure its implementation and compliance..



To learn more about our management team, please click [here](#).

Board Members who belong to the Boards of Directors of Subsidiary Companies or Hold Executive Positions thereof

Bernard Petit is an alternate member of the board of directors of Uruguayan subsidiaries Supermercados Disco del Uruguay S.A. and Odaler S.A.

Philippe Alarcón is a principal member of the boards of directors of Uruguayan subsidiaries Grupo Disco Uruguay S.A., Supermercados Disco del Uruguay S.A., Odaler S.A., and Devoto Hermanos S.A. as well as subsidiary Libertad S.A. in Argentina.

Christophe Hidalgo is a principal member of the boards of directors of the Uruguayan affiliates Grupo Disco Uruguay S.A., Supermercados Disco del Uruguay S.A., Odaler S.A., and Devoto Hermanos S.A.

Guillaume Michaloux serves an alternate member on the boards of directors of the Uruguayan subsidiaries Grupo Disco Uruguay S.A., and a principal member of the Uruguayan subsidiaries Supermercados Disco del Uruguay S.A., Odaler S.A., and Devoto Hermanos S.A.



Policies Approved by the Board of Directors in the 2023 Reporting Period

The Board of Directors assessed the proposed revision to the Board of Directors' Election and Succession Policy, releasing a favorable concept and encouraging the General Shareholders' Meeting to approve it at its extraordinary meeting on April 27, 2023. This proposal, which the General Shareholders' Meeting properly accepted at that meeting, included changes with the following goals:

- (i) Include in the personal skills the Board of Directors' required validations about the applicants' conflicts of interest, incompatibilities, and impairments.
- (ii) Establish a thorough system for impairments and incompatibilities that aims to guarantee that all members of the Board of Directors meet the suitability requirements.
- (iii) Clearly state the sources that provide the requirements for independence that a candidate must fulfill to be considered for an independent seat on the Board of Directors.
- (iv) Include guidelines for identifying possible conflicts of interest from the procedure of evaluation of candidates to the Board of Directors, to prove personal suitability for the exercise of the role under principles of integrity, objectivity, and impartiality.
- (v) Establish the procedures to be followed if the Board of Directors' and its Committees' performance evaluations show that a director's work needs to be improved or demonstrate that a director has failed to carry out any of their responsibilities.

The Board of Directors approved the creation of one single policy during 2023, in accordance with Securities and Exchange Commission Rule 10 D-1, which addresses the recovery of compensation based on incentives wrongfully granted to executive directors based on any measure of inaccurate financial reporting.

In other words, if the business needs to re-express the financial statements because of significant inaccuracies in any financial report, a process is in place to identify the proper incentive that ought to have been given using accurate data and recover the amount paid in excess.

Consistent with its pledge to implement optimal practices in corporate governance, the Company conducted analyses and evaluations of its policies based on national and international standards, as well as practices of comparable issuers in the securities markets where it operates (Colombia, USA, and Brazil). The objective was to detect potential concerns that might result in a higher level of maturity.

Procedure for the Election of Members to the Board of Directors [GRI 2-10]

The General Shareholders' Meeting approved the Policy for the Election and Succession of the Board of Directors on March 17, 2015, which has been strictly followed to date. Subsequently, after analysis and favorable recommendation by the Board of Directors, on March 25, 2021, the General Shareholders' Meeting approved the amendment to the policy, to expressly clarify that the election of the Board of Directors considers the diversity criteria, as a matter promoted by the Company.

The General Shareholders' Meeting of 2023 approved on April 27, 2023, the proposal to amend the Board of Directors' Election and Succession Policy, whose goals were outlined in the preceding chapter (policies approved by the Board of Directors during the period 2023), following analysis and a positive recommendation by the Board of Directors.

Strict adherence was maintained to the guidelines in the aforementioned policy and procedure during the 2023 Board of Directors election process.

This information can be accessed [here](#).

Likewise, it should be noted that, in addition to the referred policy, since February 24, 2016, the Board of Directors approved the procedure for the election of the members of the Board of Directors, the amendment of which was approved by the Board of Directors in December 2023. The proposed amendment was made, among other reasons, to increase transparency and to make sure that the process used to elect the Board of Directors' members complies with the legal requirements for voting by ADRS and BDRS holders in the US and Brazil, respectively.

The policy and procedure govern, among other things, the deadline and process for nominating candidates, the independence criteria that candidates must meet, the methodology used for their evaluation, and the composition of the candidates' profiles (functional and personal).

Both the policy (Section 2.2.2 of the Corporate Governance Code) and the procedure, as well as the resume model and acceptance letter, are all available on the corporate website.

Board of Directors Compensation Policy [GRI 2-19] [GRI 2-20]

On June 11, 2015, the General Shareholders' Meeting approved the Board of Directors Compensation Policy, which establishes that members of this body shall be entitled to a fixed remuneration for attending meetings,

both in person and virtually, the value of which for the corresponding period shall comply with a set of principles and criteria and shall be defined by the General Shareholders' Meeting at the meeting at which the election is held. Accordingly, the remuneration received by the Board of Directors during 2023 corresponded to that approved at the annual meeting of the General Shareholders' Meeting, on March 24, 2023.

The Company's adopted Board of Director remuneration system does not account for the recognition of a variable component linked to the Company's performance over the medium and long term.

More information on this policy can be found in Section 2.2.3. of the Corporate Governance Code.

Remuneration for the Board of Directors and Senior Management [GRI 2-19] [GRI 2 -20]

The remuneration of the Board of Directors for the period 2023-2025, approved by the General Shareholders' Meeting, at its Annual Meeting held on March 23, 2023, is as follows:

	Board of Directors	Committees
Chairman of the Board	Fee of fourteen million five hundred and fifty-five thousand Colombian pesos (COP14,555,000) for the preparation and attendance of each meeting of the Board of Directors.	A fee of nine million seven hundred three thousand two hundred Colombian pesos (COP9,703,200), for the preparation and attendance of each meeting of the respective committee.
Other members	A fee of nine million seven hundred three thousand two hundred Colombian pesos (COP9,703,200), for the preparation and attendance of each meeting of the Board of Directors.	A Fee of Four million eight hundred fifty-one thousand six hundred Colombian pesos (COP4,851,600), for the preparation and attendance of each meeting of the respective committee.

As a result, in 2023, the Company paid its Board of Directors members a total of COP2,886,039,902 for their attendance to Board and committee meetings.

The Board of Directors approved the Senior Management Remuneration and Assessment Policy on September 14, 2016, which establishes the criteria and guidelines that need to be considered for the remuneration and other financial benefits for Senior Management, i.e., the CEO, Chief Operative *Retail*/Colombia, VPs, the General Counsel, and the Internal Audit Officer. The policy specifically states that the total annual compensation of Senior Management is made up of a fixed compensation component and a variable compensation component.



To learn more about the compensation methodology outlined in the policy, click [here](#).



For the composition and professional profiles of Senior Management, click [here](#).

Senior Management remuneration is disclosed in Note 9.8 to the Company's financial statements and can be found on the corporate website: www.grupoexito.com.co/en

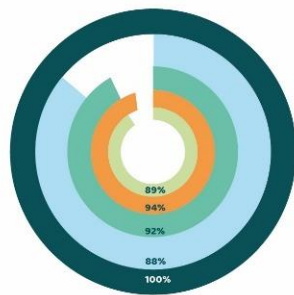
Board of Directors Support Committee

The Board of Directors had five management support committees in 2023, assisting management or decision-making functions. [Click here](#) for more information.

Attendance of Board of Directors and Committee Meetings

Quorum and attendance 2023

Board of Directors Member attendance



Member	Attendance	Percentage
Luis Fernando Alarcón Mantilla	18/18	100%
Felipe Ayerbe Muñoz	18/18	100%
Ana María Ibáñez Londoño ¹	7/8	88%
Ana Fernanda Maiguashca ²	12/13	92%
Christophe José Hidalgo	17/18	94%
Guillaume Michaloux	18/18	100%
Rafael Russowsky	16/18	89%
Bernard Petit	18/18	100%
Philippe Alarcon	16/18	89%

¹ Mrs. Ana María Ibáñez Londoño submitted her resignation to the Board of Directors on May 16, 2023, which was effective from the 30th day of that month.

² Ms. Ana Fernanda Maiguashca was appointed to the Board of Directors on March 23, 2023.

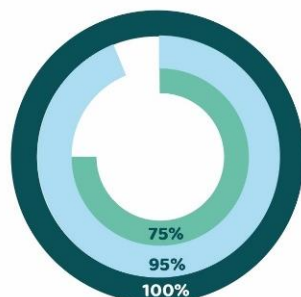
Audit and Risk Committee Member attendance



Member	Attendance	Percentage
Luis Fernando Alarcón Mantilla (Chairman)	20/20	100%
Ana María Ibáñez Londoño ³	7/9	78%
Felipe Ayerbe Muñoz	20/20	100%
Ana Fernanda Maiguashca	15/16	94%

³ Mrs. Ana María Ibáñez Londoño submitted her resignation to the Board of Directors on May 16, 2023.

Guest attendance



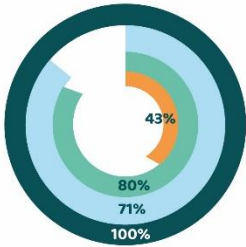
Member	Attendance	Percentage
Bernard Petit ⁴	19/20	95%
Christophe José Hidalgo ⁵	15/20	75%

⁴ Mr. Bernard Petit serves as a permanent guest on the Audit and Risk Committee.

⁵ Mr. Christophe José Hidalgo serves as a permanent guest on the Audit and Risk Committee.

Financial Committee

Member attendance

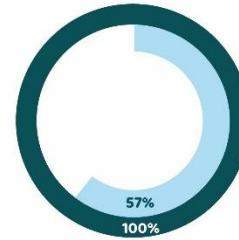


Member	Attendance	Percentage
Christophe José Hidalgo (Chairman)	5/7	71%
Luis Fernando Alarcón ⁴	2/2	100%
Felipe Ayerbe Muñoz	7/7	100%
Ana Fernanda Maiguashca ⁷	4/5	80%
Rafael Russowsky	3/7	43%
Guillaume Michaloux	7/7	100%

⁴ Mr. Luis Fernando Alarcón was a member of the respective committee until March 23, 2023.
⁷ Mrs. Ana Fernanda Maiguashca was appointed a member of the respective Committee on March 23, 2023.

Sustainability Committee

Member attendance

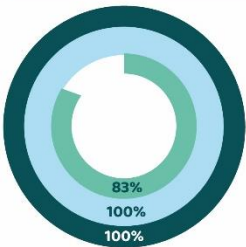


Member	Attendance	Percentage
Philippe Alarcón (Chairman)	7/7	100%
Ana María Ibáñez Londoño ⁹	3/3	100%
Felipe Ayerbe Muñoz	7/7	100%
Luis Fernando Alarcón ¹⁰	5/5	100%
Rafael Russowsky	4/7	57%

⁹ Mrs. Ana María Ibáñez was a member of the respective committee until May 30, 2023.
¹⁰ Mr. Luis Fernando Alarcón was appointed a member of the respective committee on March 23, 2023.

Appointments, Remuneration and Corporate Governance Committee

Member attendance

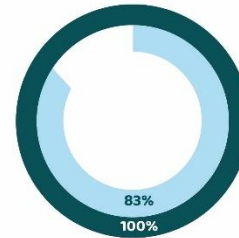


Member	Attendance	Percentage
Felipe Ayerbe Muñoz (Chairman)	10/10	100%
Luis Fernando Alarcón Mantilla	10/10	100%
Ana María Ibáñez Londoño ⁸	5/6	83%
Philippe Alarcón	10/10	100%

⁸ Mrs. Ana María Ibáñez was a member of the respective committee until May 30, 2023.

Business and Investment Committee

Member attendance

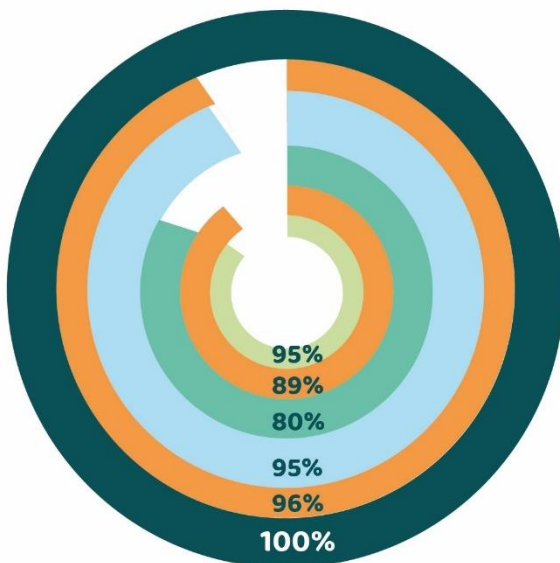


Member	Attendance	Percentage
Christophe José Hidalgo (chairman)	8/8	100%
Luis Fernando Alarcón Mantilla	8/8	100%
Philippe Alarcón	5/6	83%
Bernard Petit	8/8	100%
Guillaume Michaloux	8/8	100%
Ana María Ibáñez ¹¹	0/1	0%

¹¹ Mrs. Ana María Ibáñez was a member of the respective committee until May 30, 2023.

Quorum for Board and Committee Meetings

In 2023, the quorum of the Board of Directors was 95%. To know more details about it, click [here](#).



Committees	Percentage
Audit and Risk Committee	95%
Financial Committee	80%
Appointments, Remuneration and Corporate Governance Committee	96%
Sustainability Committee	89%
Business and Investment Committee	95%

For more details, click here.

Chairman of the Board of Directors [GRI 2-11]

Luis Fernando Alarcón Mantilla is the Chairman of the Company's Board of Directors. He was elected as Chairman on June 11, 2015. In addition, he has led and supervised the organization of the Board of Directors meetings, adhering to the agenda, and developing the proposed topics.

He must also carry out the functions outlined for this position in Article 33 of the Company bylaws, which can be found [here](#). The Chairman is treated differently than the other members in terms of obligations and remuneration due to the scope of his functions and his time commitment.

The Chairman of the Board of Directors is an independent member, who does not work for the Company's management team.



Board of Directors Secretary

Since December 9, 2019, Claudia Campillo Velásquez has served as Secretary of the Board of Directors and the General Shareholders' Meeting, as well as Vice-President of Corporate Affairs.

The duties of the General Secretary are provided in Article 43 of the Company bylaws, found on the following [link](#).

Relationships of the Board of Directors with the Statutory Auditor, Financial Analysts, Investment Banks, Rating Agencies, and with the Board of Directors from its External Advice

The relationship between the Board of Directors and the Statutory Auditor is characterized by the active participation of the members of the Audit and Risks Committee in the follow-up of auditing processes on the quarterly and year-end financial statements conducted by the Statutory Auditor to ensure the reliability of the financial statements and business figures of the Company and its subsidiaries. Along with reviewing and approving the Statutory Auditor proposed scope of services and costs, the Committee also considers the statutory Auditor's needs to fulfill their obligations.

At the Audit and Risks Committee meetings, the Statutory Auditor reports progress regarding the auditing plan, the findings, and recommendations related to the internal control system, the accounting and financial processes, and systems, as well as the follow-up of compliance with the action plans proposed by the Administration to ensure the integrity and ongoing reliability of the Group's financial information.

The Board of Directors and the Audit and Risks Committee also participate in the follow-up of the issues resulting from the SOX control model, by monitoring the plan defined for the period and the results of the execution of controls and promotion, in the Senior Management, timely attention to the identified gaps, so that accounting, financial and business information is assured, while strengthening the internal control system and its protection of value in the strategy and results of the organization.

Management of Board of Directors Information

During 2023, the Company complied with the term provided in the Corporate Governance Code for forwarding information to the Board members regarding the items on the agenda for the respective meeting. This information was prepared by the Secretary of the Board of Directors and Senior Management under the leadership of the Chairman of the Board.

After each meeting of the Board of Directors and its respective Committees, the General Secretary and the secretaries of each body took responsibility for the custody of the information and ensured it serves as support to draft the minutes for the respective meetings.

During 2023, the Company continued using the application where all supporting material is made available to all Board Members and their respective supporting committees prior to each meeting. The application ensures secure custody of information and traceability of updates. It also provides tools for interaction with its content.

Board of Directors Committees Activities [GRI 2-9]

Audit and Risks Committee

The Audit and Risks Committee is made up of the three independent members of the Board of Directors. The Committee carries out its supporting role in the monitoring and supervision of accounting processes, information and financial reporting, strategic risk management, corporate governance, the internal control system and architecture, internal audit and Statutory Auditor review processes, compliance with laws and regulations, and internal codes of conduct, as well as monitoring transactions between related parties and conflicts of interest within their jurisdiction.

In 2023, the Committee's activities focused primarily on the following:

Analyzed the individual and consolidated interim and year-end financial statements before submitting and disclosing information to the market.

Followed-up to the Disclosure of Information Procedure (Financial, non-financial, and relevant information), complying with the regulations established in the Corporate Governance Code, as recommended by the Financial Superintendence of Colombia in the Country Code Survey. In addition, it reviewed and approved the Annual Disclosure Report 2022.

Monitored compliance with the Sarbanes Oxley (SOX) Law in Colombia, Uruguay, and Argentina.

Reviewed and approved the scope, resources, and annual plan of the Internal and Statutory Audits. The Committee was in charge of following up based on performance, independence, indicators, and the outcomes of the evaluated and advised processes. In addition, it considered the level of implementation of the main action plans agreed with the administration to improve the Group's Internal Control System. Along with risks and the outcomes of the audits and consultations, the follow-up contained the most pertinent suggestions.

Had knowledge of the internal audit strategy for the period 2023 – 2025, as well as Follow-up on strategic initiatives aimed at ensuring competence, relevance, and evolution in the provision of a superior service that protects and adds value to stakeholders by strengthening governance, risk, and control processes, based on methodologies and practices aligned with international standards and the Company's strategy.

Considered the annual plan, scope, resources, results, audit strategy, responsibilities and communications required, as well as independence in the provision of the Internal Auditor service by KPMG. In addition, reviewed the opinion issued on the individual and consolidated financial statements for 2022.

Reviewed and approved the scope of services and fees to be provided by the Internal Auditing firm KPMG, current auditors, and Ernst & Young Audit S.A.S., previous auditors, for the Company and its subsidiaries.

Was aware of the action plans established by the administration in accordance with PCAOB standards and the control deficiencies found by the KPMG Internal Auditing.

It had comprehensive risk management monitoring, including analyzing and updating Grupo Éxito's strategic risk profile for 2023 – 2024 and management strategies, as well as the temporality

of risks and the level of influence and dependence that some risks have on others. For this period, 13 risks were identified (five extreme, five high, and three medium), of which one is new for this period the "use of Artificial Intelligence." The Committee provided recommendations and guidelines to continue evolving with the level of maturity of the Company's Integrated Risk Management System.

Followed-up on managing events that may indicate irregular activities against processes, people, or the Company's facilities.

Monitored the efficiency and proper functioning of regulatory compliance, including the Transparency and Ethics Programs, Personal Data Protection programs, and the Prevention and Control of Money Laundering, Financing Terrorism, and Financing of the Proliferation of Weapons of Mass Destruction (ML/FT/PWMD) prevention system; this last program including the review of the Compliance Officer's management reports before approval by the Board of Directors as part of a due diligence process, the Internal Reports of Unusual Operations, and the External Reports to the Financial Information and Analysis Unit (UIAF, for its acronym in Spanish)

Reviewed and approved the ML/FT/PWMD Risk Matrix update.

Had knowledge of information about the Company's relationship with inspection, surveillance, and control authorities.



Had knowledge and approval of transactions between related parties submitted by management, including analysis of materiality, value generation, protection of the interests of the parties, equal treatment between shareholders, and market conditions validated by independent third parties, ensuring compliance with the defined policy and procedures; as well as on the release of the Annual Report of Transactions Between Related Parties. In addition, the transaction procedure between related parties was reviewed and approved, prior to approval by the Board of Directors, in compliance with regulations and good governance practices.

Reviewed the conflicts of interest of the Board of Directors and Senior Management according to the rules established in the Corporate Governance Code, aligned with global good practices.

Reviewed and approved the modification of the rules of procedure of the Audit and Risk Committee, prior to approval by the Board of Directors, in compliance with Standard 10A-3 of the Securities Exchange Commission (SEC).

Reviewed and approved the Annual Report 2022 (Corporate Governance Report and Management Report of the CEO and the Board of Directors), prior to approval by the Board of Directors.

Trained with external specialists in topics related to strategic risk and responsibilities of the Audit and Risk Committee of the Board of Directors in listed companies.

In addition, the Committee, within the framework of its functions and powers, supported the administration and the Board of Directors in the supervision of the financial information disclosed to the market within the implementation process of the Interest Project for Éxito, GPA and Casino, in which the Company expanded its shareholder base, with securities listed in Colombia, the United States and Brazil, and whose purpose is to generate value for the Company and all shareholders through access to capital markets.

In accordance with the Company's Corporate Governance Code, the Committee issued a favorable concept, considered by the Board of Directors, in relation to the presentation of the financial statements by predecessor Internal Auditor Firm Ernst & Young Audit S.A.S., corresponding to the years ending on December 31, 2021 and 2020, with the adjustments in format required in the disclosures of notes, as well as the presentation of the financial statements by the current Internal Auditor KPMG, for the annual year ended on December 31, 2022 and the quarter ended on March 31, 2023. All of them, prepared in accordance with the guidelines of the International Accounting Standards Board (IASB) audited under the rules of Public Company Accounting Oversight Board – PCAOB, to meet the implementation requirements of the American Depositary Receipts Level II – ADRS II program at the New York Stock Exchange – NYSE before the Securities and Exchange Commission – SEC.

The Committee also reviewed and approved the financial statements ending June 30, 2023 of Almacenes Éxito S.A., to be disclosed in a note within the financial statements of the Companhia Brasileira de Distribuição – CBD published on July 26, 2023; the foregoing in accordance with IFRS 5 – Assets held for sale and discontinued operations.

It is noteworthy that the Audit and Risks Committee of the Board of Directors carried out the scheduled regular sessions, complying with the established agendas.

During 2023, these main issues and the other analyzed during the sessions of the Committee were presented by the Chairman of the Committee for the attention of the Board of Directors, to ensure the cohesion of the governing bodies and the relevant approval bodies.

Appointments, Remuneration and Corporate Governance Committee

The Committee monitored the policies and main indicators related to the Company's human resources strategy, including:

In **corporate governance**, presented to the Board of Directors its assessment and concept of the proposed reforms to corporate governance provisions, to provide continuity to the permanent improvement of the standards in this matter and contribute to the construction of value relations between the Company and its stakeholders.

In this regard, the company has maintained its corporate governance standards at a percentile of 97 points in the CSA Sustainability Index, placing sixth among the world's top-performing food *retail* corporations, thanks to the best practices in these areas that the Committee has advocated for.

In terms of **performance evaluation processes**, the Committee:

- Advanced the Senior Management performance evaluation process. The Chairman of the Board of Directors evaluated the CEO, while the CEO assessed the Vice Presidents. Both cases produced satisfactory results.
- Within the framework of its powers and functions, and in accordance with the provisions of the Regulations of the Board of Directors and in compliance with good practices in corporate governance promoted by the Superintendency of Finance, an internal process for evaluating the performance of the Board of Directors and its Support Committees was carried out, which included (i) a self-assessment, (ii) a peer review, (iii) an evaluation of the functioning of the Board of Directors and support committees, and (iv) an assessment of knowledge of internal regulation and recommendations thereof. The results of such an evaluation will be presented later in the chapter designated for this purpose in the Corporate Governance Report.

In the area of **remuneration**, the Committee, submitted to the Board of Directors during 2023: (i) the salary increases for 2023 applicable to base staff, which was the result of the negotiation that the Company advanced with the trade union organizations; (ii) the proposed salary increases for the rest of the staff; and (iii) the negotiating committees of the salary increase with the trade union



organizations. It also followed up on short-and long-term variable compensation frameworks and approved plans for restructuring and adjustment to expenditure and staff costs. In relation to the compensation of senior management, approved its annual salary increase and the investment of resources corresponding to the year 2023 of the long-term variable compensation scheme.

In terms of **appointments**, the Committee, after carrying out a rigorous evaluation process and issuing a favorable concept, recommended to the Board of Directors approval of the appointments of the Vice-President *Retail* and the Vice-President of Omnichannel and Innovation.

In the area of **human resources**, the Committee monitored talent and leadership planning models, the gender equality and equity management system, achievements and challenges in diversity and inclusion, climate assessments and commitment and leadership, the omnichannel *retail* operation model, the state of our people and the issues that were the subject of labor reform promoted by the National Government during 2023. In this sense, in December 2023, the Company obtained the recognition of "Friendly Biz" seal, that promotes respect and non-discrimination in business environments.

Financial Committee



During 2023, the Financial Committee closely monitored the Company's cash levels to guarantee liquidity and proper management of its resources, ensuring compliance with investment policies. In addition, it regularly monitored macroeconomic and market indicators, mainly the intervention interest rate of the Banco de la República (Colombia's Central Bank). Even by participating in discussions with experts on strategic macroeconomic risks.

Likewise, the Financial Committee oversaw reviewing the Company's debt position and interest rate and exchange derivatives, constructing proposals and strategies for restructuring debt and hedging, achieving optimization of the financial cost, decreased risk of rate variation, and improved economic indicators.










The Committee also monitored the behavior of net financial debt, with special emphasis on behavior and projections of working capital, CapEx execution, and cash generation to shareholders.

Finally, the Financial Committee examined the Company's financial performance by thoroughly examining the income statement and its projections.

Business and Investment Committee

According to its purpose, the Business and Investment Committee actively participated in the definition and follow-up of the strategy for the expansion of the Company's real estate and *retail* businesses, closely monitoring the execution of Capex in 2023 to ensure the solid and profitable growth of the organization's various businesses and investments.

Similarly, the Committee addressed different requirements of the Group's brands and their complementary businesses on the following areas:

-  Followed-up to the investment and performance plan, as well as the strategies and value proposals of the Éxito and Carulla brands.
-  Reviewed objectives, scope, and strategy, as well as the performance and results of the Company's complementary businesses. Seguros Éxito (insurance business in partnership with Grupo Sura), Logística, Transporte y Servicios Asociados S.A.S., and Viajes Éxito (travel via Éxito Viajes y Turismo S.A.S. subsidiary), and the Company's loyalty program Puntos Colombia.
-  Post-Investment evaluations for 52 projects ran by Éxito, Carulla, Surtimax, Super Inter and Surtimayorista brands that have been operating for the past one to three years, and their results compared to the initial financial model.
-  Followed-up to the execution of the 2023 Capex and its estimated figure for the end of the year. A similar analysis was done on the forecast for 2024, which will support project development and business expansion.
-  Reviewed the renewal and extension of the leases of the Distribution Centers: Avenida 68, Vegas, Caribe, and Carulla Pepe Sierra, that received positive recommendation by the Board of Directors to move forward with their modification.
-  Reviewed and followed-up of the Puerta del Norte shopping mall expansion project, including the estimated timeline; participation schemes; project roles and profitability.
-  The goal of the CEDI Cali project was to streamline the city's logistical operations. Reviews and analysis were performed on the existing situation and the next measures needed to keep the project going.
-  Reviewed the Kiire brand that seeks to create an acquiring and merchant processing business focused on electronic transactions through a joint venture with Redeban.
-  Analyzed the financial and organizational structure, construction, and management of the real estate project Azul de Arenas, where the new Viva Cartagena has been proposed to be located. Furthermore, it has been disclosed that the Company has decided not to move forward with this project's investment.

Sustainability Committee [GRI 2-14]



In 2023, the Sustainability Committee reviewed and analyzed strategic issues relevant to the Company's different stakeholders and the progress in the Company's sustainability strategy, materializing the superior purpose of Nourishing Colombia with Opportunities. The most relevant actions are those related to biodiversity protection, climate change strategy and circular economy, sustainable supplier development and their georeferencing, advances in the strategy of the Fundación Éxito, the development of the strategy and the relationship strategy with the communities surrounding our facilities.

Among the matters managed by the Committee during said period, the following stand out:



Setting priorities for climate plan-related matters that aim to manage the Company's environmental Mega commitments and to align those with international standards that aim to support the strategy. Within this pillar, the Committee was informed about and supported:

- Implementation of short, medium, and long-term actions to reduce Scope 1 and 2 emissions of the carbon footprint to ensure compliance with the environmental Mega declared for 2025.
- Measurement of new categories of Scope 3 carbon footprint and benchmark those with other companies to strengthen results on this scope.
- Implementation of quarterly indicators strategy to the Company's carbon footprint with the teams involved.
- Follow-up and update of the Corporate Environmental Mega, whose goal is to reduce 55% of the carbon footprint by 2025.
- Recertification for the Carulla FreshMarket and Viva Shopping Malls brands in carbon neutrality by the Colombian Institute of Technical Standards and Certification (ICONTEC, for its acronym in Spanish).



Follow-up to the "DivulgaAccion" initiative (transformation program to accelerate the disclosure of climate-related financial information) by the Colombian Climate Asset Disclosure Initiative (CCADI), team that supported the Company in the implementation of the recommendations of the Task Force on Climate-Related Financial Disclosures (TCFD) and that seeks to generate, in the medium and long term, transformations in the Company and a business model resilient to climate change, aligning with global measurement methodologies ahead of regulations.



Bolstering the business's circular economy strategy, giving priority to actions aimed at reducing the use of single-use plastic in accordance with national regulations, and encouraging recycling beyond what was produced by the business through the SoyRE post-consumption program, an initiative that aims to make recycling a regular part of customers' lives.




Enhancements to the Sustainable Livestock Model and biodiversity conservation throughout the supply chain were identified and put into practice, which improved communication with various stakeholders. In this regard:


- The Committee reported on the status of sustainable livestock monitoring.
- It also was informed about the progress made in the development of the first business technical standard for the Sustainable Livestock Model in collaboration with ICONTEC and respective audits.
- Furthermore, an update on the Alliance for Accelerated Climate Transitions UKPact project's implementation in the south and north of the country's prioritized territories was provided, along with a description of the tools that emerged from this fieldwork and will help to improve biodiversity protection and thus support the project's second phase.





The project for georeferencing direct suppliers for the Company's prioritized commodities and its connection to the local and direct purchase program, which enables the analysis of risks in the region through map crossings and knowledge of pertinent supplier features, was also informed and supported.


In addition, the Committee managed the social strategies as follows:

- 

Followed-up on the Company's initiatives to promote healthy living and wellbeing at work, particularly those that were implemented in collaboration with the Consumer Goods Forum, that aims to support business practices that positively impact the environment and the planet.
- 


Assessed the implementation of the Diversity, Inclusion, and Gender Equity Model with a focus on strengthening it, better internalizing within the Organization, and socializing its achievements with various external stakeholders.
- 

Reviewed, with the recommendations from an external expert, the Company's exposure to strategic social risk, the nation's sociopolitical context, and potential social risks.
- 

Discussed the application of the community model through initiatives pertaining to good neighbor tactics and community relations—among which “Pigmentos Urbanos” (urban pigments) and “Terrazas Verdes” (green terraces) are particularly noteworthy.
- 


Observed and discussed the Fundación Éxito's strategy.

Regarding strategies for sustainability governance, the Committee implemented the following:


- 

Approved and monitored the sustainability strategy indicators during all Committee sessions, particularly on or about:

 - Corporate Social Mega.
 - Corporate Environmental Mega.
 - Local and without intermediaries procurement.
 - Indicators of diversity and inclusion within the Company.
 - Indicators related to the strategy of “Vida Sana” (healthy living).
- 

Reviewed and approved variable remuneration metrics related to the sustainability strategy.
- 

Updated the Sustainability Policy and its associated standards [GRI 2-22] on or about:

 - Biodiversity Policy.
 - Packaging and Container Policy.
 - Human Rights Policy.
 - Diversity and Inclusion Policy.
 - Occupational Health and Safety Policy.
- 

Defined the risks associated with the sustainability strategy for the Company 2023-2024.



Informed about the 73/100 rating obtained by the Company in the Corporate Sustainability Assessment, one of the most relevant market sustainability indices. This result highlighted the Company's ongoing development and places it among the top *retailers* worldwide.

Board of Directors and Senior Management Assessment [GRI 2-18]



According to the provisions of Article 14 of the Rules of Procedure of the Board of Directors and following best practices in corporate governance, an external evaluation of the performance of the Board of Directors and its committees was performed during 2022. The evaluation methodology included: (i) a self-assessment, (ii) a peer review, (iii) the overall performance of the respective governing body and the support committees, and (iv) an assessment of the knowledge of internal regulation and recommendations on the topic.

The results showed that the directors valued and emphasized the freedom of expression as well as the completion of agendas whose issues are framed in the Group's strategy. They also highlighted the dynamics and structure of the meetings of the Board of Directors and its support committees, considering them adequate and allowing productive, meaningful, and effective meetings.

Regarding the committees, they emphasized the seriousness and significance of the conversations held there, which feed into the ensuing thoughtful and tactical conversations at the Board of Directors level. Directors also agreed that they are aware of the Board of Directors' and its support committees' operating guidelines and that they are kept up to date on any changes or updates that result from management's observation of market trends.

Additionally, it was noted that there are opportunities to condense some of the issues that are discussed at meetings, considering the directors' individual analysis of the administration's pre-meeting materials and some of the committees' earlier discussions. In this way, meetings run the risk of becoming even more deliberative than informative. Furthermore, the directors recommended that the Board and its support committees incorporate in their meeting dynamics face-to-face interactions in addition to remote ones, since this fosters stronger integration and more engaged involvement from all.

Directors recommended that the following topics be discussed at future Board of Directors and its supporting committees' meetings: information technology ("IT"), *retail* trends, environmental, social, and corporate governance issues ("ESG"), risks in general, with a focus on political, macroeconomic, and national risks; new trends in the application of artificial intelligence in the Group's businesses; the competitive landscape at the national and international level and the Group's strategies against such risks; and the behavior of the Company's values in all three markets (Colombia, Brazil, and the United States), among others. The directors further suggested that the relevant committees conduct periodic analyses of matters such as the profitability of the Company's operations and investments, its obligations as an issuer in the US and Brazilian securities

markets, its level of compliance, the mitigation of country and financial business risks, and the optimization of cash flow in the face of slow growth and high interest rates.

The directors also emphasized the importance of attending expert meetings on interesting and strategic topics. These meetings result in valuable contributions to management's training and updating efforts, as well as proper Company direction, corporate strategy-aligned decision-making, and competitive advantage management among the various Group businesses.

The relevant performance review was conducted for Senior Management, adhering to the guidelines outlined in the Policy of Remuneration and Evaluation for Senior Management, which is available for review by clicking [here](#). Primarily, the quantitative criteria were represented in the outcomes of the individual objectives of each executive as well as the objectives of the team and the organization, and the qualitative criteria pertaining to organizational and leadership qualities were considered.



Transactions with Related Parties

Decisions by the Board of Directors about Transactions Between Related Parties and Conflict of Interest Situations

In accordance with Article 36.4 of the Company bylaws, the Board of Directors is responsible for defining the regulations governing the evaluation and authorization of transactions between related parties.

In compliance with that goal, the Board of Directors approved the Transactions Between Related Parties Policy in January 2016, the seventh chapter of the Corporate Governance Code, and regulated the identification, classification, evaluation, approval, revelation, and follow-up of such transactions. This policy can be reviewed by clicking [here](#).

The objective of this policy is to ensure that transactions between related parties always occur at market prices to guarantee the fulfillment of the following principles:

- Satisfy the interest of the Organization and produces no harm.

- Offer better service, better prices, or better conditions to company customers.
- Generate value for the Organization.
- Not undermine or put at risk Grupo Éxito's capacity to fulfill its obligations to third parties.
- Respect the rights of minority shareholders.
- Provide transparency.
- Promote the exploitation of synergies following the limitations and restrictions established by law.

Together with this policy, in the year 2018, the Audit & Risks Committee approved the procedure for the proper treatment of transactions between related parties of the Company, the report can be found [here](#).


Throughout this process, the Company strives to ensure that the transactions between related parties occur at market rates, with the goal of fulfilling the principles mentioned previously in this report when referring to the Related Party Transactions Policy. In the case of transactions with the majority shareholder or affiliates and subsidiaries, market price analysis shall be carried out by an independent third-party expert in transfer prices.


The aforementioned Policy and Procedure were modified in September primarily to: (i) comply to the New York Stock Exchange's disclosure requirements, which include disclosing transactions involving the Company and a party in which it holds a stake of at least ten percent (10%) but not more than twenty percent (20%); and (ii) alter the process for approving transactions between Related Parties in order to establish that any transaction involving the controlling shareholder or shareholders, irrespective of their classification, must be submitted for approval by the appropriate body.

During the year 2023, the Policy and the Transaction Procedure Between Related Parties were fully implemented.


Detail of the Most Relevant Transactions Conducted Between Related Parties as Determined by the Company


The most relevant transactions between related parties in 2023 were the following:

- 

With the companies of Casino Guichard Perrachon S.A., there were transactions that generated: (i) revenue, mainly, from the provision of services and from the collection of achievement of suppliers by COP3,682 million; and (ii) costs and expenses that correspond mainly to services received, for energy efficiency, intermediation in the import and export of goods and consulting services, by COP 7,886 million.
- 

The primary transactions related to the national subsidiaries reflect revenue originating from: (i) The provision of administrative services to Éxito Industrias S.A.S., to Almacenes Éxito Inversiones S.A.S., to Transactions Energética S.A.S. E.S.P., to Logística, Transporte y Servicios Asociados S.A.S., and to Patrimonios Autónomos; and (ii) from the leases of real estate to the Patrimonios Autónomos and to Éxito Viajes y Turismo S.A.S. The income from these transactions amounted to COP52,198 million.

- 

Costs and expenses generated with domestic subsidiaries amounting to COP380,506 million, are mainly due to: (i) the purchase of merchandise and goods to be marketed by Éxito Industrias S.A.S.; (ii) transportation services received from Logística y Transporte y Servicios Asociados S.A.S.; (iii) leasing and management of a real estate with Patrimonios Autónomos (trust funds); (iv) the purchase of corporate plans from Almacenes Éxito Inversiones S.A.S.; and (v) services received, the purchase of goods and reimbursements from other subsidiaries.
- 


With regards to joint businesses, the Company obtained revenues of COP66,450 million from: (i) bond, coupon, and energy yields with Compañía de Financiamiento Tuya SA, (ii) participation in the business collaboration agreement with Compañía de Financiamiento Tuya S.A., (iii) real estate leases to Compañía de Financiamiento Tuya S.A., (iv) recovery of commercial activities, and (v) the provision of services to Compañía de Financiamiento Tuya S.A. and Puntos Colombia S.A.S. The costs and expenses generated with joint businesses of COP115,995 million were due mainly to the customer loyalty program of Puntos Colombia S.A.S. and to the commissions of means of the payment generated with the Compañía de Financiamiento Tuya S.A.


Finally, with other related parties, such as the case of the Board of Directors members, expenses were generated from the provision of services (fees) amounting to COP2,837 million. It should be noted that the Company did not enter into any transaction with the members of the Board of Directors other than the payment of fees.


The breakdown of transactions with related parties can be consulted in Note [9.2] of the Separated Financial Statements.

Detail of the Judicial Processes that have the Capacity to Materially Affect the Operation, Financial Situation and / or Changes to the Financial Situation.

Litigation and court cases that might have a significant impact on the Company's operations, financial status, and/or financial condition in 2023 included the following cases (amounts in millions of pesos):

- 

Judicial proceedings with the Dirección de Impuestos y Aduanas Nacionales (DIAN, Colombia's Tax Revenue Service) seeking the declaration of nullity of the official review liquidation, pursuant to the notification of Special requirement 112382018000126 of September 17, 2018, by which it was proposed to modify the income tax return of 2015, for COP40,780 (December 31, 2022 - COP37.066).
- 

Judicial proceeding with DIAN that seeks the declaration of nullity of the sanction resolution of September 2020, by which the refund of the balance in favor settled in the income tax of the taxable period 2015 was ordered, for COP2,211 (December 31, 2022 - COP2,211).
- 

A judicial proceeding seeking a declaration of nullity of resolutions by which the Bogotá District Tax Directorate issued the official liquidation of revision to the Company concerning the Industry and

Commerce tax for the fourth, fifth, and sixth bimonthly periods for 2011 due to an alleged inaccuracy in the payments, for COP11,830 (December 31, 2021 – COP11,830).



Judicial proceeding with the Municipality of Cali regarding special requirement 4275 notification dated April 8, 2021, in which the Company is invited to correct the codes and rates declared in the Industry and Commerce Tax for 2018, for COP 2,130 (December 31, 2022 - COP2,535).

Conflicts of Interest [GRI 2-15]

The Company Bylaws define the responsibilities of the Board of Directors concerning conflicts of interest as follows:



To know and manage conflicts of interest that arise between the Company and its Shareholders, Board Members, and Senior Management.



To approve policies to manage conflicts of interest and use of privileged information by any employee. To regulate the creation and operation of the Conflict of Interest Committee.



Additionally, the Board of Director's Audit and Risks Committee is responsible for fulfilling the following roles related to conflicts of interest:



To assess and inform the Board of Directors of conflicts of interest in which a major shareholder or member of the Board of Directors or Senior Management could be involved directly or indirectly or through a related party, making the necessary suggestions to manage the situations.



To assess and inform the Board of Directors of possible conflicts of interest that could arise between the Board and branches and/or subsidiaries, or between these entities, or between administrators and related parties, making the necessary suggestions to manage the situations.



Following prior authorization from the Board of Directors, to examine and inform the Board about direct or indirect operations of the Company with Board members, controlling or major shareholders, as defined in the Company's ownership structure, or members of Senior Management at levels one through three, and of operations between companies of the Corporate Group or entities related thereto (operations with related parties) that, because of their value, nature or terms, pose a risk for the Company.



To verify that operations are carried out according to fair market conditions and do not compromise equal treatment of shareholders.

During 2023, situations of conflict of interest reported by Board members and Senior Management members were settled by the instances and under the rules set forth in the Conflict of Interest Policy contained in the Company's Code of Ethics and Conduct, as described in the next chapter. Similarly, the situations reported by

the Company's other employees were properly managed in conformity with the policy, which will be discussed later in the Compliance chapter.

Lastly, the Board of Directors issued updated reports about potential conflicts of interest and circumstances that have ended during the previously indicated period in accordance with the guidelines set forth in the Conflict of Interest Policy.

Conflicts of Interest that Arose, the Action of Board Members, and Resolution Mechanisms Between Related Companies and their Application During Fiscal Year [GRI 2-15]

The Company has adequate mechanisms in place oriented toward fulfilling our policies of Good Governance and Transparency. These include those pertinent and suitable to report, analyze and manage situations of potential conflicts of interest reported by members of the Board of Directors and the Senior Management Team.

The following are the main activities that demonstrate the handling of these mechanisms and their implementation during 2023

a. Quarterly reports of conflicts of interest, delivered by the Board of Directors and Senior Management employees: to be able to identify and report any possible conflicts of interest correctly, the Board of Directors and Senior Management were requested, every quarter, to update information on companies in which they hold 10% or more of the share capital or over which they hold significant influence or any other situation that could result in a conflict of interest.

b. Analysis of reported situations: The analyses of the reported situations were carried out in compliance with the guidelines defined in the Conflicts of Interest Policy contained in the Company's Code of Ethics and Conduct and its provisions related to the governance structure and establishment of the Conflicts of Interest Committee. Thus, for the specific case of situations related to the members of Senior Management that are part of levels one and two of the organizational structure, the Conflicts of Interest Committee was made up of the Audit and Risks Committee of the Board of Directors. Likewise, in the case of situations relating to members of the Board of Directors, the Conflicts of Interest Committee was made up of the remaining members of the Board of Directors not involved.

c. Mechanisms for the management and resolution of conflicts of interest: the Company ensured the proper functioning of the mechanisms for reporting situations of possible conflicts of interest for members of the Board of Directors and Senior Management, which enabled the guarantee of their timely communication. The cases reported by Senior Management consisted mainly of the participation of one's own or a family member on the Boards of Directors of other companies or entities and in the shareholding in other companies with possible links to the Company.

In front of each of the reports received, the respective analyses were carried out and the recommendations were issued by the respective Conflict of Interest Committee, aimed at the resolution and handling of the

situations reported, to safeguard the objectivity and impartiality in the actions of the reporter, and protect the confidentiality of confidential and privileged information of the Company.

None of the situations under analysis affected the operations, nor did they have such an impact that it would make it impossible for the person concerned to exercise their position or role as a member of the Board of Directors or Senior Management.

Finally, it is reported that, during 2023, only one member of the Board of Directors reported a new situation with potential conflict of interest and another situation that had been previously reported, resulted in cessation. Members of the Board of Directors abstained from deliberating and making decisions on those who had previously known and managed conflict.

Risk Management System

Internal Control System and its Modifications during the Year



Grupo Éxito carried out activities to strengthen the Internal Control System during 2023, in accordance with the provisions of the Corporate Governance Code.

The components that deploy the system are highlighted by the following points during the year:

Control Environment

The Control Environment operates within the established guidelines of the bylaws, the Corporate Governance Summary and the policies and procedures. It's also backed up with a strong commitment, led by Senior Management and supervised

by the Board of Directors and their supporting committees.

- 


The Company reviewed the strategy, challenges and initiatives that guide it toward strategic pillars, objectives, mission, and corporate values.
- 


The Company applied corporate governance standards, consolidating good practices, and building value relationships with stakeholders.
- 


The Company designed and modified processes, according to the requirements of the surroundings and organizational needs. The Board of Directors was aware of and approved the adjustments in the organizational structure reviewed by Senior Management, considering staff turnover, internal promotion and the execution of succession and career plans.
- 

As part of the corporate self-management program, during 2023, analyses that had started the previous year were continued, strengthening the identification of mechanisms for measuring processes from

the integral management, modeling early alerts and control panels that facilitate the monitoring of operations, at all levels (strategic, business, project and processes) and enabling a unified view of internal control and a quick and effective response to the needs of the corporate environment.

- 

The Company continued to move forward in the ongoing adoption of best practices and best standards for the prevention of the risks of fraud, bribery, corruption, money laundering and terrorist financing, complying with local standards and international regulatory requirements that apply indirectly by its parent Company.
- 

Compliance programs for managing risks related to fraud, corruption, bribery, money laundering, financing of terrorism, privacy, and the protection of personal data were tailored to the circumstances of economic recovery. These programs have allowed the Company to make use of organizational strategies while adhering to both domestic and international legal requirements. All this, along with compliance with good practices, has enabled the generation of value in making informed decisions.
- 

The Board of Directors' Audit and Risk Committee was trained in subjects pertaining to strategic risks and responsibilities in listed businesses with the assistance of external experts.

Risk Management

The Integral Risk Management System of Almacenes Éxito is overseen by the Department of Integral Risk Management, a division within the Vice-Presidency of Corporate Affairs. This department is tasked with designing and implementing the risk methodologies and models at various organizational levels, while also fostering a risk management culture with a particular focus on its contribution to achieving strategic objectives.

Description of the Risk Policy and its Implementation During the Financial Year 2023

Risk management at Grupo Éxito contributes to the sustainability of the Company over time, ensuring continuity and enhancing organizational resilience. It enables the reinforcement of the capacity to anticipate, prepare for, respond to, and recover from any given event, ensuring compliance with its strategic pillars, through a systematic and approved process of risk and opportunity management.

The Integral Risk Management Policy establishes the purpose, principles, scope, and general framework of action for the comprehensive management of risks. It also defines the governance framework at different levels of risk management: strategic, business, projects, and processes.

The risk management methodology is an integral part of the policy and has as its main reference the ISO 31000 and COSO ERM standards. The detailed methodology is outlined in the Risk Management Handbook, which encompasses seven main stages: Setting context, risk identification, analysis, assessment, treatment, communication and consultation, and monitoring and review. The goal is to find management strategies that

maximize opportunities while minimizing risks and their negative impacts on the economy and reputation by applying this methodology.

In 2023, the Company's Risk Management System underwent development in maturity levels, considering recommendations from the Board of Directors' Audit and Risk Committee during the handbook's update that specifically addressed:

- ✔ Improving the level of exposure of the strategic risk profile, internal analyses, and context monitoring.
- ✔ Strengthening the risk rating system and introducing two additional components for measurement:
 - a) Temporality, which refers to the pace of the risk and the time available for the Company to manage it before it materializes.
 - b) Influence – dependence, describing the behavior of the risk ecosystem based on the level of influence and dependence they have on each other.
- ✔ The methodology's definition divides strategic risk management measures based on their execution and success in reducing likelihood and adverse effects. This segmentation helps management prioritize its efforts

Implementation of the Risk Policy during 2023 [GRI 2-12]

As stated in the World Economic Forum's 2023 Global Risks Report, the world is currently experiencing a "polycrisis" because of the concurrent dynamism of the political, economic, social, technological, and environmental contexts. Emerging risks are interconnected, converging, and require collaborative and all-encompassing management.

Considering the numerous opportunities and challenges Grupo Éxito is exposed in the global and national context, the Company focused on long-term sustainability in 2023, managing the risks that could impact the fulfillment of its corporate strategy and leveraging new opportunities for its resilient culture.



Throughout 2023, an analysis of the primary risks and opportunities was conducted in accordance with the **Comprehensive Risk Management Policy, involving the participation and leadership of Senior Management, to ensure the continuity and sustainability of the business. This analysis was done at a global and sectoral level,** considering the impact of industry dynamics on the Company's operations and strategic vision, as well as the political, economic, social, technological, environmental, and legal contexts. A new strategic risk profile was derived from this analysis and subsequently extended to the Company's various businesses through the updating of its risk management matrix initiatives. The strategic level risks and their mitigation measures were reviewed periodically by the Audit and Risk Committee, with subsequent validation performed by the Board of

Directors. Experts in politics, macroeconomics, human rights, and cybersecurity monitored risks identified as being of extreme severity in 2023. These experts took part in the various Support Committees of the Board of Directors and conducted a thorough analysis of the current local and global contexts, the outlook for the short and medium terms, and important suggestions for enhancing risk management.

[GRI 2-17] Concerning the identified strategic risks, **particularly on strategic cybersecurity risk, a training session conducted by a certified external expert was provided to members of the Audit and Risk Committee of the Board of Directors**; in this training, a detailed perspective of the perception and landscape of cyber risk worldwide, the most critical cases of cyber-attacks, the state of global cyber resilience, the different types of attacks, and good practices to mitigate the occurrence and negative impacts of these attacks were discussed.

In 2023, various strategic planning sessions with Senior Management were held under the leadership of the Strategy and Innovation Management Department. An activity was developed at one of these sessions based on the question: 'What lies ahead for us?' **with the objective of determining the possibilities and dangers related to trends and new elements of the consumer from a human perspective; and that may have an effect on the Company's five (5) strategic pillars in a favorable or negative way.**

The Company's Sustainability Committee participated in a correlation analysis between corporate risks and global risks, with an emphasis on ESG concerns (Environmental, Social, and Governance), as reported by the World Economic Forum. **This analysis allowed to identify key elements that can positively or negatively impact materiality and sustainability strategy** to determine the main treatment measures in risk mitigation and maximization of opportunities.

Similarly, a collaborative effort was undertaken by the Company's Risk and Sustainability Department and a group of experts from CCADI (Colombian Climate Asset Disclosure Initiative) using the TCFD methodology (Task Force on Climate-Related Financial Disclosures). **The aim of this effort was to improve governance, strategy, and risk management concerning climate change adaptation and mitigation, which over time could result in substantial transformations within Grupo Éxito.**

Grupo Éxito's Comprehensive Risk Management System underwent a maturation process in 2023 that included **strengthening the process of quantifying strategic risks and building political and legal risk modeling. The goal to assess the impact of external factors, both political and economic, on the internal environment of the business and determine the maximum expected loss in monetary terms.**

Furthermore, in 2023, the Company inspected eight (8) stores and eight (8) shopping centers under the VIVA brand, following the advice of an Allianz specialized team. The purpose of the inspection was to assess the current physical risk of the facilities, considering factors such as construction, occupation, exposure, and protection. Each inspection concluded with favorable findings about their physical condition.

In order to identify the most effective risk management strategy, a tool was developed in 2023 to assess the degree of risk and anticipated benefits on each of the leased and/or shared-ownership premises, where the Company develops its commercial and logistical activities. This tool reached the pilot phase and will likely be implemented within the company in 2024.

In 2023, Grupo Éxito's **Business Continuity Management (BCM)** continued to increase company governance, structure, and responsiveness to adverse events which might affect stakeholders' security and integrity, information security, profitability, operational ability, and/or Company reputation. In this regard, Almacenes Éxito and Industria de Alimentos were included in the development of the quality and safety crisis management protocol; additionally, the cybersecurity crisis management protocol and its essential annexes were updated.

Additionally, throughout the year, Senior Management, **business operations, and personnel from the food industry received training on organizational crisis management supported by international experts.** This training session was based on a hypothetical simulation of a catastrophic scenario that would affect the quality and safety of products and/or food, an issue that has also been identified as one of Grupo Éxito's major strategic risks.

In terms of the **Business Continuity Plan (BCP)**, an initiative was launched in the first half of 2023 to identify and update important procedures that, if Grupo Éxito's operations were interrupted, need to be recovered as a priority. More than 80 leaders from Almacenes Éxito and other affiliated companies participated in this activity. Furthermore, **the Strategic Business Impact Analysis (BIA) was updated** to align with Senior Management's vision. In order to create the tactical and operational BIA and update the contingency strategies for every crucial business process, a prioritization structure was established. On the other hand, as one of the requirements to keep certification as an Authorized Economic Operator (AEO), an improvement project is being conducted to the current continuity plan, applicable to the international supply chain.

The Company carried out 204 nationwide social audits in 2023 of our private label suppliers of food, non-food, and home products, assessing the risks related to the following areas:

- Hiring child labor.
- Forced labor.
- Diversity and inclusión.
- Disciplinary practices.
- Harassment and abuse.
- Freedom of association and complaint mechanisms.
- Working hours and overtime.
- Health and safety at work.
- Quality and safety.
- Environment.

A total of 92.15% of the audited suppliers achieved satisfactory results. Action plans were created for the remaining suppliers to quickly close the gaps discovered during the audits.

In total, **the Company audited 56 international manufacturers of our private label under the multisectoral initiative ICS (Initiative for Compliance and Sustainability)**, seeking to improve working conditions in the global supply chain. One hundred percent of these suppliers approved the audits.

A systematic follow-up in specialized areas was conducted to advance risk workshops in the context of various projects and activities inside the Company, assessing a total of 50 risks. Additionally, 45 key stakeholders of the Company received training in risk management and business continuity management throughout the year.

The Chief Operating Officer *Retail* at Grupo Éxito was invited to a panel among other top executives from leading firms in Colombia during the II Meeting of Trends in Risk Management, that was organized in October 2023 by the EAFIT University and ISA Intercolombia. They exchanged insightful thoughts on the value, advantages, and difficulties of thorough risk management in businesses as well as important insights on organizational resilience.

“Where there is a risk, there is always an opportunity. The great invitation is to substitute fear with realism and look at opportunity with optimism.”

José Gabriel Loaiza Herrera, Chief Operating Officer *Retail* Colombia (2023).

Strategic Risks



Strategic Risks

Macroeconomic

Description

High volatility in the macroeconomic environment's primary factors, such as inflation, devaluation, interest rates, FX rates, and/or commodity prices, substantially impact financial objectives, Company activity, or the development of the Group's strategy.

Opportunities

- Guarantee the Company's long-term financial sustainability and market consolidation.
- Create market competitive advantages due to the Company's ability to avoid passing on the consequences of inflation to the final customer.
- Strengthen relationships with suppliers, allies, financial institutions.

Main Treatment Measures for Priority Strategic Risks

- Control of expenditure
- Strengthening private label and "Insuperables" (unbeatable prices) strategy
- Monitoring debt levels
- Working capital management for cash flow efficiency
- Coverage strategies

Cybersecurity

Description

Cyber vulnerability, with the potential to compromise key digital assets, which may affect the continuity of operations and/or digital information security.

Opportunities

- Promote a self-care-oriented workplace culture
- Develop digital companies in a safe manner

Main Treatment Measures for Priority Strategic Risks

- Access management for authentication and authorization
- 24x7 SOC (Security Operations Center) event monitoring
- Management of privileged users
- Review of cybersecurity measures of critical third parties
- DRP (Disaster Recovery Plan) established and tested

Social

Description

Social unrest and instability that could have an impact on trust in the Company's stakeholder relationships, operational environment, and corporate strategy development.

Opportunities

- Strengthen the perception of a "Buen Vecino" (Good neighbor)
- Understanding the customer as a contributing member of society
- Strengthen our relationships with our stakeholders

Main Treatment Measures for Priority Strategic Risks

- Strategic social reinvestment projects
- Community development program through actions such as employability and sustainable trade
- Reputational Positioning on Higher Purpose and Strategic Social Investment Actions
- Foster new partnerships between institutions for community development
- Child nutrition initiatives

Product and Food Quality and Safety

Description

Marketing and/or manufacture of unsafe food, which can have major consequences for community health and create customer distrust.

Opportunities

- Food safety increased awareness, culture, and commitment to product and food safety.

Main Treatment Measures for Priority Strategic Risks

- Standards of operational control over products, processes, practices, and equipment
- Quality and safety evaluation program for facilities, CEDIS, Industry and suppliers of raw materials, private labels, and services.
- Food microbiological analysis tests
- Comprehensive management plan of the Quality and Safety Management System (SISCA) in stores for control intervention.
- Protocol and simulation of quality and safety crisis management

Personal Data Management and Privacy

Description

Infringement of the right to privacy of the holders of the information, in line with the personal data protection law.

Opportunities

- Strengthen the program for protecting personal data and the risk monitoring systems.
- Create initiatives focused on data usage and monetization within the legal framework related to personal data protection.

Main Treatment Measures for Priority Strategic Risks

- Fostering corporate awareness
- Monitoring attention of requests of the right of habeas data of the holder of the information.
- Monitoring of regulatory changes
- Supporting the company's projects from design
- Implementation of policies, procedures, and guidelines for the protection of personal data.

Risks are monitored by the Audit and Risks Committee and informed to the Board of Directors

Strategic Risks

Climate change

Description

Increase in the severity of extreme weather events and/or inability to articulate timely climate change adaptation strategies in the context of proliferation of new environmental regulations.

Opportunities

- Update our refrigeration equipments
- Conversion to renewable energy
- Generate added value to brands, trust, and reputation.

Risk Monitored by Senior Management and Informed to the Audit and Risk Committee when they are Outside the Risk Appetite Versus Valuation Annual Risk

Human Talent

Description

Challenges in implementing the Company's strategy, because of problems in the processes of human talent attraction, achievement, development, and loyalty, as a result of generational transitions and a strong labor offer in the market.

Opportunities

- Enhance skills in the face of new challenges
- Create multiple possibilities for individuals while also providing adequate living circumstances.
- Strengthen the employer brand's external reputation.

Use of Artificial Intelligence

Description

Potential for algorithmic biases to influence strategic decisions or the inability to quickly deploy artificial intelligence in a way that is consistent with corporate strategy, market dynamics, operations, and company values.

Opportunities

- Transform the business model
- Agile processes optimization
- Offer a frictionless customer experience

Strategic Risks

Political and legal

Description

Legal, regulatory, or legislative uncertainty, which may affect the operating environment, the commercial activity, or the development of the Group's strategy.

Opportunities

- Develop adaptable skills to innovate and transform the business.
- Increased consumption by the population that can be positively impacted by social investment.
- Strengthening of local purchasing and production chains with a social focus.

Information security

Description

Significant impact on the Company's vital digital and physical information's availability, integrity, and/or confidentiality as a result of outside factors and/or failure to comply with custody procedure regulations.

Opportunities

- Promote a self-care-oriented workplace culture.
- Strengthen compliance and create an environment of trust.
- Strengthen the internal control environment.

Market Share and Demand Behavior

Description

Loss of competitive advantages because of competitor entry or faster expansion or difficulty responding swiftly to market developments and to adapt to the demands of consumers who want a unique (omni-channel), customized, fast, convenient, innovative, and sustainable shopping experience.

Opportunities

- Position Colombia's leading hypermarket.
- Strengthening omnichannels
- Raising consumer awareness
- Development of local Industry

Financial

Description

Liquidity and/or working capital constraints that limit the timing of strategic investments or the execution of financial commitments.

Opportunities

- Improve use of assets, people traffic, pursuit of new business initiatives.
- Make effective use of capital to support resource expansion and increased profitability.
- Generate higher return over investments

Supply Chain

Description

Supply chain interruption impacting the needed supply of raw materials and/or available goods, resulting in shortages, delays, and loss of sales opportunity.

Opportunities

- Increase sourcing flexibility
- Create competitive advantages over management and risk-mitigation tactics.
- Strengthen response capacities for the resilient supply chain.
- Improve processes digitalization

Risks Monitored by Senior Management and Informed by the Audit and Risk Committee

Emerging Risks

Emerging Guidelines and Standards for Carbon Pricing

Potential rise in expenditure for carbon footprint management in reaction to new carbon pricing rules and regulations. Furthermore, the market has mandated new standards for disclosure and transparency on the Company's efforts in this regard.

Possible main impacts

- Increase in tax or investment spending required to minimize the carbon footprint.
- Possible reputational impact, in case of not achieving the adjustment to the new standards.

Main mitigation actions

- Development of initiatives to replace renewable energies
- Reduction of refrigerant gases
- Purchase of solar energy production for stores supply
- Climate Change Policy
- Communication and annual declaration of environmental responsibility
- LEED Certification of selected Viva shopping centers (Leadership in Energy & Environmental Design Certification)
- Implementation of energy plants and solar panels in several facilities

New Consumption and Purchasing Patterns or Changes in Consumer Preferences and Habits

The possibility of suffering negative consequences in developing commercial activity and strategy implementation due to unexpected variations in consumer needs, tastes, preferences, and priorities; in a context of generational and demographic changes, and greater awareness of physical and mental well-being, as well as more excellent environmental protection. These situations require agility, adaptation, and customization of new consumption and purchase habits, particularly those associated with health, ecological, sustainable, and digital trends, by the Company.

Possible main impacts

- Market share loss
- Financial losses
- Negative impact on business reputation
- Loss of competitive advantages

Main mitigation actions

- Ongoing monitoring of purchasing and consumption trends worldwide
- Format innovation Business ecosystem development

Cybersecurity Management

In 2023, Grupo Éxito experienced no cybersecurity incidents resulting in the disclosure or loss of data, including personally identifiable information [FB-FR-230a.2]. To fortify our technology and information security strategy, the organization embraced ISO 27001, NIST, and PCI as reference international standards and best practices in the field of information security. We have also instituted and executed technical and operational controls to identify and manage security risks within our current environment. Recognizing the significance of identifying and controlling component and information system vulnerabilities, these elements are integral to our incident prevention efforts and form a fundamental aspect of our implemented security plan [FB-FR-230a.2].



In line with our commitment to safeguarding customer data, **Grupo Éxito achieved Payment Card Industry (PCI) certification in 2023 for e-commerce transactions.** This certification attests to the implementation of sufficient safety procedures to prevent incidents involving data from payment methods like credit cards, fostering customer trust.

The Audit and Risk Committee conducts ongoing monitoring of cybersecurity risks and their management plan on an annual basis. Simultaneously, it provides regular reports to the Board of Directors.

Materialization of Risks during the Fiscal Year

One of the significant risks that materialized in the fiscal year was economic losses resulting from damage to real estate, specifically the Super Inter Castilla store in Pereira, which suffered a fire incident in October 2023. This event impacted merchandise inventory, real estate, and assets. The evaluation of damages is currently underway.

Risk Transfer and Retention Initiatives

The risk management of the Company encompasses the transfer of risks treatable through traditional mechanisms or insurance policies, with which it seeks to cover the main threats, particularly those of greater severity, such as damage to the Company's assets, possible losses during the transportation of goods, liability of managers, internal and external fraud, liability for damages to third parties, cyber risk, and risks arising from the contracting process of goods and services.

Throughout the year, strides were made in the financial optimization of cybersecurity risk and material damage. This allows us to assess the likelihood of exceeding the risk tolerance capacity, the insured loss limit, the Economic Cost of Risk (ECOR), and the Premium Efficiency Ratio, estimations were also conducted to

quantify risks associated with civil liability of directors and managers, as well as earthquake- related risks. The goal of the preceding activities is to establish an appropriate framework for risk transfer.

Control Activities

The control activities are outlined in internal policies and procedures for process management, with an ongoing effort to optimize and excel in all the operational, technological, and digital transformation processes and through the application of constantly improving methodologies.

- 

The Company oversees its control system and, in order to increase strategy alignment, evaluates the organizational control system's maturity level every year and creates improvement initiatives that support its performance.
- 

Likewise, during the year, the Company implemented the Sarbanes Oxley Act (SOX) control architecture. The tests revealed scope and control gaps, which were reported to the appropriate government agencies, who then developed and organized compliance-ensuring measures.
- 

Throughout the year, the Organization regularly implemented several projects including Six Sigma, Task Robotization, Lean, and Agile, with the goal of improving process optimization and continuous improvement.
- 


The Company had management systems in place that strengthen the control system, some of them related to occupational safety and health, road safety, BASC - Business Alliance for Secure Commerce, Anti-Smuggling Business Coalition; OEA - Authorized Economic Operator (for its acronym in Spanish)-- for the logistics and transport operations.
- 

The Company completed the mapping of fraud, bribery, and corruption risks in accordance with the French Sapin II Law and the French Anti-Corruption Agency's requirements (AFA). This initiative will allow the Company to identify the level of exposure to the aforementioned risks, with the goal of strengthening the controls in place for their prevention and response.
- 

The Organization updated several cybersecurity policies and procedures to better meet customer demands in a setting that encourages more certainty in sales, discounts, and payment transactions. The changes were progressive and implemented throughout the year.
- 

At the administrative level, the Company continued to operate under a hybrid model. The package of tools that enable remote and collaborative work allowed business continuity, digital connectivity, information management, and user and team engagement within an environment governed by technology and information security regulations.
- 


Promoted by Grupo Casino, Grupo Éxito carried out an internal self-assessment control, with the aim of making a diagnosis of general controls of the process of Information Technology and Human Resources. In addition to this project, past years' improvement initiatives were tracked.


- 

In accordance with the SEC (Securities and Exchange Commission) regulation issued on July 26, 2023 "Cybersecurity Risk Management, Strategy, Governance, and Incident Disclosure (the "Final Rule"), regarding the obligation for companies to disclose material cybersecurity incidents; the Company determined the quantitative and qualitative criteria to identify what type of cybersecurity events are considered material incidents for Grupo Éxito, established the organizational structure for its identification, analysis and evaluation; and defined the guidelines to comply with the respective eventual and annual disclosure to said agency of the United States Government.

Information and Communication


- 


The Organization operates under platform and information and communication systems applying adequate internal policies and information security practices under a centralized governing system for all Colombian branches and subsidiaries belonging to the Group.
- 


Senior Management maintained communication with important ecosystem partners and third parties with the goal of keeping them up to date about regulatory matters, human resource management, operations, omnichannel, strategic initiatives, financial results, among others.
- 

The changes in key positions in the structure were communicated to the Organization, establishing roles and important dates for the transition.

In compliance with legal obligations, the information about the Casino Group's ultimate divestment of its whole interest in Almacenes Éxito S.A. has been made available to the public.





- 

The Company developed internal communication and training campaigns, disseminating the main elements of the corporate governance structure and processes, complying with the main regulatory frameworks and the best practices to prevent the most relevant risks.
- 

The Financial and Non-Financial Disclosure Policy was consistently applied, and information communication was coordinated based on the Disclosure Policy and good corporate governance practices.

Monitoring and Supervision

- 

The supporting committees of the Board of Directors: Audit and Risks; Appointments, Remunerations and Corporate Governance; Financial; Sustainability; and Business and Investment carried out their functions of managing and monitoring important elements of the Company's governance.
- 

The Audit and Risk Committee supported the Board of Directors in overseeing financial information and reporting, risk management, internal audit, and statutory auditing review management, relevant internal

control, regulatory compliance issues, and transactions between related parties and conflicts of interest within their competence.



The Audit and Risk Committee reviewed and approved the amendment to its rules of procedure prior to approval by the Board of Directors.



Company management participated in the Governance Committees and Boards established for national and international subsidiaries.



Internal Auditing performed the function of independent assurance, compliance with corporate governance rules and standards, risk management and control, and major strategic projects. Within the framework of a risk-based plan put to management and the Risk and Audit Committee at the beginning of the year, the Company's processes were audited, including national and international legal entities of the Group.



Internal Auditing also supported the Company in the investigation of possible fraud cases submitted via reporting channels. Evaluations have promoted action plans with Senior Management and process leaders to improve the design and operation of the Internal Control System.



The Statutory Audit Firm, KPMG S.A.S., conducted assessments, which covered the accounting and financial processes and systems; the preparation and disclosure of financial information; the risks and internal control that have an impact on financial information; and compliance with the legal regulations, the Company Bylaws, and the decisions made by the Board of Directors.



In 2023, the Sarbanes Oxley Act (SOX) compliance assessment was implemented as part of the annual compliance program. The Audit and Risk Committee was informed of the control deficiencies found and the action plans established by the Administration.



The Internal Control System for Éxito and its four national subsidiaries had its second maturity-level examination, which was carried out by Internal Audit. The assessment confirmed the system's strengths that were identified the year before and emphasized the need for improvement on components that performed below expectations.

The Financial Disclosures to the Market during the Company Securities Listing Process in Brazil, the United States, and Colombia were supervised by the Audit and Risk Committee.



Compliance



The Senior Management team is fully dedicated and convinced in the role that an ethical culture and integrity play in the long-term viability of the business served as a major catalyst for the Organization's various processes aimed at enhancing awareness and orientation to accomplish goals, always in accordance, with the values of integrity, transparency, and good governance. These procedures **demonstrated consistency between the Organization's policies and practices, which fosters trust and value with several stakeholders.**

In 2023, the management of the compliance process, which integrates the programs of Transparency, Prevention of Money Laundering, Financing of Terrorism and Financing of the Proliferation of Weapons of Mass Destruction, and Personal Data Protection, continued to strengthen and make visible its **approach to compliance by conviction rather than obligation.** In addition to actions aimed at complying with the legal framework applicable to the management of these risks, the process of evolution and continuous improvement of the programs involved the analysis and compliance with the new applicable regulations as a result of the process of listing the Company's shares in new markets, developing automatic alert detection tools for timely and effective risk management, and the **continuity to develop strategies aimed at building and strengthening a culture of integrity, as one of the key components in the management of compliance risks.**

Senior Management's dedication to the creation and ongoing enhancement of the compliance program encouraged procedures within the Company to increase awareness of the accomplishment of the goals, always in accordance with the values of honesty, openness, and sound governance.

Management of the Transparency Program [GRI 2-26] [GRI 205-1]



The Company has a Transparency Program that incorporates, among other policies and processes, the Donation Policy, the Code of Ethics and Conduct, and the Gifts and Attention Policy. These documents are to provide a framework for ethical and coherent conduct under corporate principles and values. Similarly, the reach of these policies and processes extends to national subsidiaries, who assess and modify the corresponding documents in accordance with the needs and features of their businesses. Nonetheless, these policies might not conflict with the regulations and standards established by its parent company.

The Company's sustainability plan incorporates the "Somos Integros" pillar (We are integral), which aims to foster trust with stakeholders within an integrated and sustainable approach, as part of its commitment to

develop its actions on an ethical and transparent framework, within high standards for human rights respect, ethics, transparency, and corporate governance. In this respect, **the Company carried on managing the Transparency Program in 2023, concentrating its efforts on ingraining a culture of self-management that motivates staff members to remain committed, coherent, and responsible for advancing a culture centered on adherence to corporate ethical values and principles;** this also enables the company to forge valuable and long-lasting relationships with all stakeholders. Consequently, the Company, drawing inspiration from global standards and best practices, outlines the key components that combine the activities and that were handled for risk management, such as bribery and corruption, as well as the program improvement:



Leadership and Organizational Commitment Under corporate ethical principles and values and following the responsibilities and roles designated within the Transparency Program's organizational structure, the Company's management and Senior Management continued their active participation in the supervision and management of fraud, corruption, and bribery risks. In addition, it is also highlighted the role of the Board of Directors and its Audit and Risk Committee, in relation to the supervision of the Program; the approval of the risk assessment exercises in the matter; updates and the articulation of policies designed in the light of recent regulatory requirements; the participation of the Ethics Committee, as a body representing the Senior Management, from its strategic leadership and the monitoring of the different elements and management of the Program. **The Operational Committee to Combat Fraud and Corruption was permanently involved in the management of the reports received by the complaint channels.** Based on the nature and criticality of the reported facts, the Committee evaluated, recommended, and followed up on the information.



[GRI 205-1]: **Supervision:** In accordance with the duties assigned to the Board of Directors, the management of the Transparency Program was overseen through the monthly and semi-annual management reports and the annual report that the Compliance Officer submitted, which includes a detailed account of the major developments concerning each component of the Transparency Program. Similarly, because of the internal audit role and its regular assessments of the various business processes, constant monitoring is done to find measures that allow the ongoing enhancement of the risk management systems.



[GRI 205-1]: **Risk Assessment** The Company finished updating the bribery and corruption risk mapping project, **which started in 2022 and was created in accordance with the guidelines of the French law Sapin II and the French Anti-Corruption Agency's (AFA) regulations.** The project's goal was to identify preventative measures for bribery and corruption. This exercise made it possible to identify the procedures that comprise the Company's value network, the degree to which employees are exposed to these risks due to the nature of their jobs, the controls in place, and the treatment strategies that lessen the likelihood of an incident occurring and its effects.



[GRI- 205-2]: **Disclosure and Awareness** The Company's ongoing transparency communication campaign, centered around the idea of "Soy Transparente (I am transparent)" and the phrase "Sin nada que esconder (Nothing to Hide)," was directed towards all its associates, including its national subsidiaries. It was built around three main pillars:

- **"Yo - Ética y Transparencia" (I - Ethics and Transparency)**, for the sake of promoting ethical behaviors.
- **"Nosotros" (We)**, safeguard the Company's processes by encouraging process control awareness and self-management.
- **"La Organización" (the Organization)**, determination in managing resources and adhering to an integrity-centered culture extended to associates and stakeholders.

Thus, in line with the principles of the Global Compact, communication and awareness strategies were developed to support the fundamental ideas and directives outlined in the various policies and procedures that oversee company operations. Additionally, the goal was to leverage the development of the country within a framework of fairness, transparency, and good corporate governance. The main communication and awareness-raising actions developed during 2023 are highlighted below.



Internal Communications [GRI- 205-2]: Communication actions were carried out aimed at employees at all levels of the organizational structure working for the Company, through focused actions, related to the nature of the processes and functions they performed. With these actions, special focus was given to the key policies that comprise the Transparency Program, including general principles for the delivery of donations, guidelines, and standards of conduct for the acceptance and delivery of gifts, and management of objective relationships with our suppliers by being aware of the circumstances that may give rise to potential conflicts of interest and strengthening definitions of what constitutes a conflict of interest. Similarly, the standards and guidelines that have to be followed for managing interactions with public authorities and government employees were also informed.

In addition to the aforementioned, the Compliance Officer updated the Board of Directors on several initiatives pertaining to the administration of the Transparency Program and its many components, including the policies and procedures that integrate it, through the monthly management reports.



[GRI- 205-2]: **External Communications** Actions aimed at external audiences were carried out, through which the main policies developed by the Company for the management of integral and transparent relationship with stakeholders were shared. Furthermore, as part of our communication strategy with our suppliers, anti-corruption elements are incorporated into established commercial and contractual connections with third parties. **These provisions set forth the suppliers' duty and commitment to be aware of and follow these rules.**



[GRI- 205-2]: **Internal Awareness** in response to additional actions for the prevention and management of bribery and corruption risks. **The process of selecting positions that are more likely to be associated with bribery and corruption due to their duties led to the creation of the "Transparency Program," a targeted training initiative for the selected positions.** This course covered topics such as the components of the Transparency Program, definitions, and concepts on the risks of bribery and corruption, and the Company's developed procedure for handling situations received through the complaint channels. It also reinforced collaborators' commitment to promoting integral relationships. During 2023, a total of 5,397 employees were trained in this program.

Emphasis is placed on the workers' active involvement in forums and regulatory compliance initiatives, which have made them stand in for these initiatives, which seek to maintain neutrality in their interactions with all stakeholders. Among the actions the following are highlighted:



Spaces to raise awareness about the value of ethics and its contribution to the fulfillment of the Superior Purpose: "Nourishing Colombia with Opportunities," reaching different brands, for example, Carulla, Super Inter, Surtimax, Surtimayorista and VIVA Brand Managers Summit. **Managers and store leaders received relevant training in these events.**



A training program started for 33 employees who work in the Department of Business Sales and the Commercial and Supply Vice-Presidency. The program's focus was on processes and areas that, by virtue of their duties, have some sort of relationship with third parties. The training reinforced the ideas, guidelines, and framework of action outlined in the Transparency Program and other related policies and procedures.

As part of the actions of the **community "LiderAndo,"** (I am being a leader) a discussion meeting was held aimed at those who are part of this audience. Guests in this space included Yolanda Ruiz, a renowned national journalist, and Juan Luis Mejía, former president of EAFIT University. Through their varied reflections and embodied examples of ethical dilemmas, they addressed key concepts about understanding the value of ethics and transparency in the role of leaders, as well as the obligations they must take on to promote ethics and transparency as pillars that guide the teams' fulfillment of the Superior Purpose. Furthermore, this area was incorporated into the collaborators' learning route, and by 2023, **31,343 employees were reached.**



*(Invitation sent to the LiderAndo community to strengthen tools to manage the Company's Superior Purpose based on ethics and transparency).

Complaint Channels [GRI 2-26, 205-3]

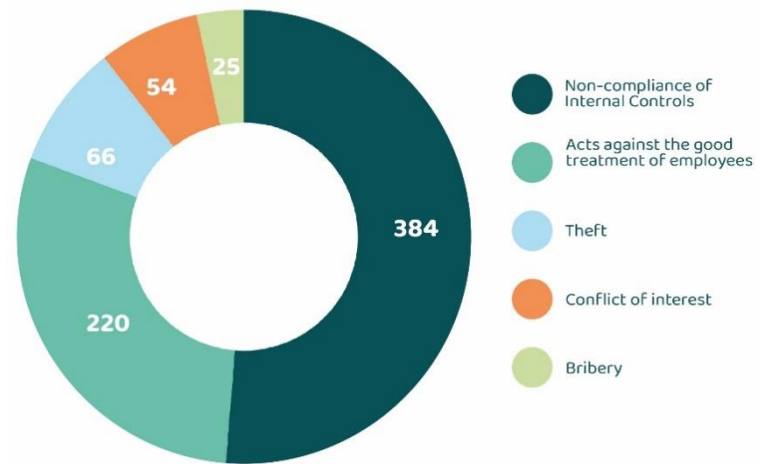
The Company managed the reporting channels thoroughly in 2023, keeping a close eye on their administration, efficiency, confidentiality, and operation. **It recognized that these channels served as a useful instrument for tracking program effectiveness and risk.**

The reporting channels were incorporated into the internal and external communication strategy as a crucial component of the yearly communications plan, with the goal of encouraging their thoughtful and responsible usage to take proactive measures to control and mitigate the risks of fraud, bribery, and corruption. It was widely disseminated through a variety of internal and external media, turning these platforms into a theme axis in discussion boards, supplier training spaces, social media, websites, and the corporate intranet.

In keeping with the preceding, the Company motivated by adopting international standards and good practices, has created the Non-Retaliation Policy, which goal is to set general guidelines and regulations that allow guiding and adhering to a reporting culture within the Company as well as the protection of individuals who report and/or complain in good faith.

[GRI 205-3] In 2023, the Company received **777 reports**, for alleged acts against ethics and transparency through various reporting channels, all of which were investigated without exception. Such management was developed in accordance with the definition of roles and responsibilities established in the respective internal procedure, which incorporates the participation of expert managers in charge of the investigation, based on the nature of the reported situation, with the permanent support of the Anti-Fraud and Corruption Operating Committee, which works for the compliance and oversight of strategic and tactical guidelines against fraud and corruption. By the total number of complaints received in 2023, the five main typologies were as follows:

Top five cases received for alleged non-compliance with the Transparency Program provisions



The information provided refers to cases received through the complaints channel rather than proven cases.

Of the total reports completed in 2023, 23% were substantiated. None had a significant impact on the Company. The following are the five main types of proven cases, along with their respective behavior over the last four years:

Top five proceeding typologies



[GRI-205-3] In response to the completed and verified reports, the following measures were implemented in line with the definitions foreseen and reported in the Code of Ethics and Conduct. The main measures implemented were:

- **888** feedback measures for employees.
- **77** control update processes, including procedure adjustments, automatic controls, policy design, and monitoring, among others.
- **18** disciplinary measures, including reprimands and suspensions.
- **17** administrative decisions on termination of employment contracts.
- **12** training actions.
- **Seven** employee transfer processes.
- **Four** judicial actions.
- **One** recovery measure.

None of the completed and verified reports related to bribery or corruption with public officials, or to events associated with money laundering, financing of terrorism or financing the proliferation of weapons of mass destruction.

The Company is not currently engaged in administrative or judicial proceedings in courses related to corruption and bribery.

Employee Conflicts of Interest Management

In addition to the management of conflicts of interest of members of the Board of Directors and Senior Management, described in the respective chapter of this report, the Company complied with the Conflict of Interest Policy set forth in the Code of Ethics and Conduct, and supported in the constant training, and the creation of culture within employees, about the importance of giving timely management to those situations that can generate a potential risk of loss of objectivity in the development of their work, and in the mechanisms to record such situations. Said compliance was reflected in the total number of declarations received, especially since the establishment of the annual day for declaration of conflicts of interest, which turned out to be a historical result **achieving the mobilization of the Company on the target audience for the registration of the declaration of conflicts of interest, obtaining a total of 5,597 declarations, which indicate the absence or existence of a possible conflict of interest.** Faced with situations of possible conflicts of interest, the largest number of declared situations corresponded to the category of “working with a relative or affective partner in the Company.

The Conflicts of Interest Committee made pertinent recommendations to safeguard the Company's interests in response to situations reported by employees at levels 3, 4, 5, 6, and 7 of the corporate structure.

Relationship with the State and Government

In the various initiatives of management of the Company's interest, the rules of conduct for relations with state and public servants established in the Code of Ethics and Conduct were complied with.


In 2023, and since 2015, the Company has not made donations to campaigns, candidates, or political movements.

Furthermore, the social donations made in 2023 were in line with the Company's Sustainability Policy and the value approved in the donation proposal by the General Shareholders' Meeting, equivalent to COP2,107,400,000. In addition, these actions complied with the guidelines and rules of the Grants Policy and its associated internal procedures.

Program Management for the Prevention and Control of Money Laundering, Financing Terrorism, and Financing of the Proliferation of Weapons of Mass Destruction (ML/FT/FPWMD).

Risk management for the Prevention and Control of Money Laundering, Financing Terrorism, and Financing of the Proliferation of Weapons of Mass Destruction (ML/FT/FPWMD) is viewed by the Company as an enabler for the culture of transparency and integrity. In this way, the Company manages policies, practices, and controls that are focused on fostering trust within the parameters of the social objective development with the various interest groups and **with the aim of establishing long-lasting relationships over time. All the above, to continue the establishment of sustainable business relationships.**

The following program management actions of the risk prevention system, based on its main structural elements are highlighted:

-  **Leadership and organizational commitment:** the Company, as evidence to its commitment to and focus on continuous improvement in the development of the ML/FT/FPWMD Risk Management System, has a functional structure defined by the Board of Directors, the body in charge of fostering the expansion and ongoing improvement of the system through the approval of policies and procedures and ongoing oversight of it through the various committees. In keeping with the foregoing and underscoring the importance of risk management for the Company, it uses its various actions **to build and foster a culture of integrity, openness, and trust in which there is harmony between the policies and practices that are ultimately implemented in real-world situations.** The Board of Directors is kept regularly informed and updated on the management of the Risk Management System of ML/FT/FPWMD, through the development of the various sessions of the Board of Directors, Audit and Risk Committee, and Ethics Committee, as well as through the monthly and semi-annual management reports.

✔ **Risk Assessment:** As part of the risk-based approach, and under industry standards and best practices, the ML/FT/FPWMD risk matrix was updated, which considered the expertise, viewpoint, and involvement of several process leaders. The risk matrix serves as the Company's foundation for promptly preventing and controlling these risks, enabling effective risk mitigation **while providing a transversal and holistic view of the various events that the Company could face. This enables the Company to set priorities and focus efforts on proactive and preventive risk management.**

✔ **Due Diligence:** The Company recognizes the value of knowing its stakeholders, therefore it has established a due diligence process that enables business transactions to be carried out in accordance with open, transparent, and trustworthy standards. As a demonstration of this process, Almacenes Éxito conducted 201,035 due diligence processes in 2023, for restrictive and binding lists and public sources for the management of ML/FT/FPWMD risks on the different stakeholders that Grupo Éxito established a commercial and/or contractual link with, such as suppliers, business customers, employees, shareholders, and other related third parties,

Furthermore, in 2023, the due diligence procedure was revised in accordance with the principle of continuous improvement compliance processes. This update integrated the new aspects of the current regulation along with the established best practices in this area.

✔ **Monitoring:** Understanding the potential benefits and value creation that come with utilizing new technologies, **the Company has leveraged the development and continuous improvement of the ML/FT/FPWMD risk prevention program through the design and implementation of data science and digital analytics-supported solutions** that are focused on monitoring and producing alerts that enable prompt decision-making and efficient action for the prevention and mitigation of the risks to which the Company is exposed to as a result of the growth of its social object and its interactions with various stakeholders.

Training and dissemination: Activities to increase awareness, train, and disseminate the guidelines, objectives, principles, elements, and duties of the various actors that comprise the risk prevention system of ML/FT/FPWMD are components that aid in the construction and promotion of a culture of transparency. In this regard, a communication and training plan was structured and implemented during 2023, involving holding several internal and external focal training days as well as the development of a communication campaign to reinforce the core policies and procedures. The channels for reporting unusual operations were given special attention as they are an essential mechanism for timely and effective management, starting with prevention.

✔ [GRI 2-27]: **Regulatory compliance** in the field of ML/FT/FPWMD risk management is in line with the most recent regulatory requirements as well as international standards. **The Company continued to maintain a theoretically sound framework of obligations and ongoing updates that enabled it to comply with within the terms and requirements of normative duties in 2023.**

Additionally, to articulate the guidelines and methodologies in the field of risk management while respecting and differentiating the unique needs of each economic sector to which the subsidiaries belong, a joint alignment, accompaniment, and training effort was conducted with the Company's subsidiaries that are required to implement this type of systems.

Management of the Personal Data Protection Program



The key strategies in managing the Comprehensive Program of Protection of Personal Data during 2023 were the creation and reinforcement of an organizational culture of privacy as an essential principle of the business, the ongoing enhancement of data processing, based on accountable and transparent relationship with the various stakeholders regarding the management of their personal information, and the identification and assessment of privacy and data protection as a strategic risk for the Company. The prior was underpinned by an action framework that prioritizes the adoption of industry best practices for the protection of the fundamental right to privacy as the program's main principle and by proactive, transparent management that aims to comply with all applicable laws and regulations.

In order to comply with applicable regulations, the Company developed a framework of action for strengthening its privacy culture and continuously improving its personal data protection program. Proactive and transparent management was also adopted, with the main goal of the program being the assurance of the fundamental right to privacy through the adoption of best practices.

Some relevant components of management are highlighted:

- ✔
Management and Senior Management Commitment: Their commitment was made visible through the active and proactive participation of the Board of Directors, the Audit and Risk Committee, and the Executive Committee for Personal Data Protection, which held seven sessions during 2023. These Senior Management entities fulfilled their obligations regarding data protection through the oversight and ongoing monitoring of the Program, as well as the development and promotion of strategic guidelines to manage the major changes in the current regulations, reduce the risks associated with

data management, and uphold the fundamental right to privacy. Similarly, the Board of Directors and Senior Management were regularly informed on program reports and plans to mitigate relevant risks linked with personal data privacy and security.

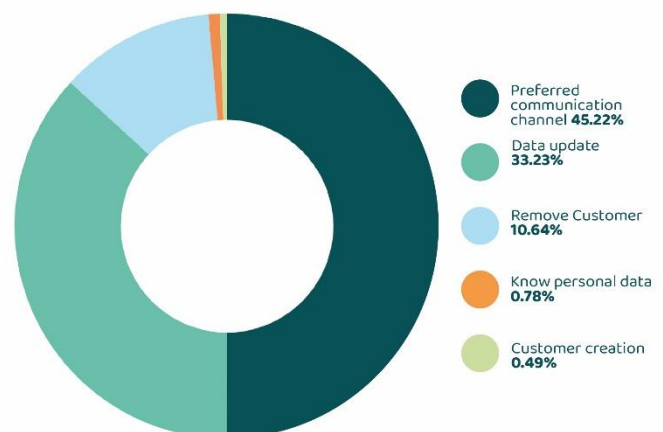


Risk-focused Management: The Company, through its constant updating and monitoring exercises, continues to recognize the risk of personal data and privacy management as a strategic level risk and thus is evidenced within the corporate strategic risk profile; this implies the search for continuous improvement of the program and the strengthening of treatment measures for the mitigation of this risk, with exercises that involve those responsible for the processes as fundamental actors in risk management. As part of the improvement and strengthening actions, a workshop was held to identify and assess risks associated with the protection of personal data. Leaders in charge of personal data handling coming from various corporate processes attended the workshop. The risk matrix was updated; and top priority was granted to the actions and treatment plans that need to be created to guarantee better efficacy in the management of this risk.



[[GRI418-1][FB-FR-230a.1]FB-FR-230a.2]
Management of Habeas Data Consultations and Claims in 2023. The Company received 3,421 applications from the holders of personal data, through the channels of habeas data provided and available for permanent consultation by the stakeholders in our Privacy Policy. These applications were processed in accordance with the procedure defined by the Company. These requests are mainly associated with the following typologies:

Top five typologies of habeas data applications



Program Documentation: based on the Company's commitment to promote the fundamental right to privacy and develop a proactive action focused on respecting the rights of information holders, activities were designed aimed at identifying opportunities for improvement in the policies of the Company, which resulted in the structuring and updating of the available information so that the owner of the information can consult, at any time, the conditions of the treatment of their data. As a result, the Privacy Policy was updated, including sections on the data retention timespan and the prohibition of collecting data from minors, except for specific situations, such as their registration and assistance in activities that contribute to their development or use their image for advertising campaigns of the Company, but always safeguarding their fundamental rights and the prevalence of the interest of minors is ensured. The data collected during those activities is properly authorized by the minor's parent or legal tutor, as established by the regulations in force. At the same time, modifications were implemented to the consent for data processing that our customers grant to distinguish and keep track

of the treatments connected to the transactions they conduct and the additional treatments they consent to, like the distribution of promotional materials.



Program Monitoring: An internal audit of the Personal Data Protection Program was conducted with the goal of monitoring and assessing adherence to the action plans created during earlier audits. Additionally, the audit aimed at evaluating other business operations to determine whether they adhered to appropriate information use regulations and best practices for safeguarding the personal data of our stakeholders. All of this is **done proactively and with respect for privacy; the Company is committed to data privacy management because of the excellent procedures that have been created and put into place**, as well as the ongoing process improvement, program strengthening, and monitoring. In turn, during 2022 it was possible to assess the careful consideration of requirements pertaining to personal data through an audit procedure carried out with the assistance of a third-party company knowledgeable in the field. Work plans were created throughout 2023 to fix the gaps found, based on the audit's conclusions.

In order to guarantee that the right to habeas data of the information holders receives proper attention, monitoring procedures were also conducted in relation to the availability of channels for the habeas data PQRS system (claims and complaints) as well as with the procedure of in-depth care.



Regulatory Compliance: The Company, for the sake of its commitment to comply with the regulations in force, **delivered within the terms established by the various regulatory reports**, all legal obligation to update the databases registered in the National Database Registry (RNBD, by its acronym in Spanish) and the information on claims received by the Company from the personal data owners, under the criteria defined by the applicable regulations. According to records found in the corresponding Company information system, a total of five claims were made in the first half of 2023 and two claims in the second half. These claims pertain to data holders who escalated their requests to notify any gaps in the solution offered. The responsible teams have adequately handled each of these requests.



Requests by Authorities: **The requests and filings for personal data protection from the competent authority were fulfilled within the authorized time frames.** Two sanctions were linked to specific, isolated incidents in 2023. These incidents have since been resolved, allowing the Company to move forward with adopting measures for the ongoing process improvement. However, these actions do not align with the Company's strict commitment to upholding the fundamental rights of data owners and protecting personal information, nor with the security measures that have been put in place.

Participation in External Forums and Events

The Company participated in the development and promotion of best practices for the management of compliance-related risks as a member of the "Comité de Cumplimiento Empresarial Colombiano" (Colombian Business Compliance Committee, CCEC, for its acronym in Spanish) and the "Red Latinoamericana de Cumplimiento" (Latin American Compliance Network).

The company hosted and welcomed the other members of the Comité Empresarial Colombiano at its corporate headquarters in 2023. During the meeting, which covered topics connected to the evaluation of controls and monitoring of compliance programs, the Company was joined by Puntos Colombia, Éxito Industrias, and LTSA, within the ethical framework as a cornerstone for achieving our Superior Purpose.



(The image above illustrates the "Soy Transparente" initiative working for risk management and control during the Comité Empresarial Colombiano event).

Furthermore, as member in the Global Compact, the Company is part of the "Red de Oficiales de Cumplimiento" (Compliance Officers Network), from which **it received an invitation to share best practices in training and communication for the Transparency Program.**

Training and Awareness in Compliance Programs [GRI 205-2]

Concerning the areas mentioned above and major exposure processes, a total of **642 employees** were trained in each of the compliance programs, specifically in: (i) Transparency Program policies and guidelines, (ii) the process of reporting and managing unusual operations, as well as due diligence in ML/FT, and (iii) the importance of personal data protection.

In addition to training internal staff, the Company, within the framework of its strategic pillar "Somos Íntegros" (We are integral) **developed strategies aimed at disseminating and training its suppliers in relation to the main elements and policies related to the Compliance Program.** In these meetings, the importance of stakeholders aligning and continuing to act as partners in the management of the risks of fraud, bribery, corruption, ML/TF, and those related to the management of personal data, with the goal of having an impact on 492 suppliers by the year 2023, was discussed. The Company's vision was one of transparency and trust.

Through its online training programs and in-person training sessions, the Company trained 41,435 employees in 2023 in the essential module known as “Guardianes Grupo Éxito”, (Grupo Éxito Guardians) which covers the fundamental aspects of the compliance programs. This allowed the employees to receive guidance on the appropriate management of the risks associated with fraud, bribery, corruption, ML/TF, and the management of personal data, as well as compliance with applicable regulations and good practices that the Company has welcomed in the area. Moreover, with respect to the management of ML/TF risk, 6,091 employees were trained based on a methodology that focused on key elements for the control of certain risks with higher exposure in particular domains and procedures, such money orders and cash registers, remittances, and bank branches.



The coffee Especial Aroma de Occidente, is produced in the mountains of Dabeiba in the department of Antioquia, this municipality is known as “La Puerta de Urabá”. There, the word “resilience” has marked the culture of its inhabitants.

General Shareholders' Meeting

Annual Meeting



The General Shareholders' Annual Meeting took place on March 23, 2023, and 70 shareholders—or 97.14% of the quorum—who hold 1,260,698,119 shares participated, both in person and by representation.

This annual meeting was conducted in person at the company's administrative headquarters.

Main Decisions

The General Shareholders' Meeting approved the [following decisions](#) during the meeting:




- Approved the [Management Report of the CEO and the Board of Directors for 2022 and the Annual Corporate Governance Report for 2022](#).
- Approved the [financial statements as of December 31, 2022](#).
- Approved [the election of members of the Board of Directors for the period 2023 – 2025](#).
- Approved [Board fees for the period 2023 – 2025](#).
- Approved the [Profit distribution proposal](#).
- Approved [the donations proposal](#).

Extraordinary Meeting of the General Shareholders'

On April 27, 2023, the extraordinary meeting of the General Shareholders' Meeting was held, which had the participation of 12 shareholders —or 97.1% of the quorum—who own 1,260,269,760 shares participated, both in person and by representation.




Main decisions

At said meeting, the General Shareholders' Meeting approved the [following decisions](#).

-  Approval of amendments to the [bylaws](#) concerning: (i) the system of shares; (ii) the rules of procedure for the General Shareholders' Meeting; (iii) the rules of procedure for the Board of Directors; and (iv) various final provisions.
-  Approval of [the amendments to the Rules of Procedure of the General Shareholders' Meeting](#), to aligning them with the Company bylaws.
-  Approval of the amendments of the [Election and Succession Policy of the Board of Directors](#).

Differences in the Operation of the General Shareholders' Meeting between the Minimum System of Current Regulation and that Defined by the Company Bylaws and Rules of Procedure of the General Shareholders' Meeting

The activities required for adequate development of the General Shareholders' Meeting in 2023 were different from the minimum legal requirements established in the following aspects:

-  The Company has surpassed the legally provided timeframe for the call to the General Shareholders' Meeting for a greater period for the members to familiarize themselves with the matters to be discussed. The Company bylaws and the Rules of Procedure of the General Shareholders' Meeting establish a 30 calendar days call period for ordinary meetings and 15 calendar days for extraordinary meetings², which are greater than the legally required terms.
-  The Ordinary Meeting of General Shareholders' Meeting was held on March 23, 2023, and was called on February 18, 2023.
-  The Company granted shareholders a period of five (5) calendar days following the call to the regular meeting of the General Shareholders' Meeting, which began on February 19, 2023 and ended on February 23, 2023, to: (i) propose the inclusion of one or more items on the agenda of the meeting; (ii) submit new proposals for decisions on matters on the agenda; and (iii) request additional information or ask questions on such matters.

²According to Colombian regulations, the General Shareholders' Meeting must be called at least fifteen (15) working days in advance for an ordinary meeting and at least five (5) calendar days in advance for an extraordinary meeting (Commercial Code, article 424).



The Extraordinary General Shareholders' Meeting held on April 27, 2023, was called on April 05, 2023.



Published a proxy template form on its corporate website that included the vote on each of the items on the agenda to be discussed and/or approved at the meetings of the General Shareholders' Meeting held in 2023, so that the shareholders could indicate to their proxies how they would vote.



The Company published the calls for meetings of the General Shareholders' Meeting of 2023 on El Tiempo and El Colombiano newspapers; on the Primera Página and Valora Analitik websites; through the relevant information mechanism, provided by the Financial Superintendence of Colombia; in the corporate website; and in the newsletter News to Investors, sent by the Investor Relations Department.

Actions Taken during the Year to Encourage Shareholder Participation

The Company fully complied in 2023 with the requirements of the Corporate Governance Code and the Financial Superintendency's Circular Externa 028 of 2014, which was issued in relation to providing shareholders with sufficient notice of the General Shareholders' Meeting and timely, clear, and comprehensive information.

In this way, the Company encourages shareholders' participation and guarantees respect for their rights.

The following activities were carried out to promote the participation of shareholders in 2023:

- Four publications on quarterly results.
- Four teleconferences on quarterly results.
- One ordinary meeting of the General Shareholders' Meeting.
- One extraordinary meeting of the General Shareholders' Meeting.
- One Investor Day in Colombia.
- One Investor Day in Brazil.
- Twenty-four Non-Deal Road Shows (NDRs) in six countries for a total of 184 contacted funds in 73 meetings, one live event (online) with 3,957 funds connected.
- Attendance to five international bank events with 110 funds that were invited.
- Four conferences for individuals on the Colombian market organized by the investment platform Trii with the participation of 810 attendees.
- Thirty-four meetings and/or calls with market analysts who cover our stock.
- Forty-one meetings and/or calls with local and international investors.
- Three events of bell ringing at New York, Sao Paulo and Bogotá Stock Exchanges within the framework of the listing of ADRS and BDRS.

Information and Communication to shareholders

During January of 2016, the Board of Directors crafted the Information Revelation Policy in the Corporate Governance Code.

This policy aims to provide the Company's stakeholders with information on our business units' status, evolution, and progress so that members will have enough knowledge to make wise decisions.

Implementing and enforcing this policy is the responsibility of the Disclosure Committee, whose composition and responsibilities can be found [Disclosure Procedure](#) approved by the Audit and Risk Committee, available on the corporate website. This procedure is based on the Financial and Non-Financial Disclosure Policy contained in the Corporate Governance Code of the Company and the Code of Best Corporate Practices of Colombia (Encuesta Código País - Country Code Survey).

- Call to the meeting.
- POAs for a legal person, natural person, parents of a minor, and parent of a minor to a third party.
- Management Report.
- Corporate Governance Report.
- Integrated report (contains sustainability report).
- Financial Statements as of December 31, 2022, together with their attachments and other legally required documents.
- Donations proposal.
- Profit distribution proposal.
- Proposal of candidates for the election of members of the Board of Directors.
- Board of Directors' remuneration proposal.
- Assessment report of candidates for election to the Board of Directors.
- Candidates' resumes and letters of acceptance to serve on the Board of Directors. In the case of independent members, there is also their independence certificate.

The following documents were published on the corporate website in the "Shareholders Meeting" section for the April 27, 2023 meeting:

- Call to the meeting.
- POAs for a legal person, natural person, parents of a minor, and parent of a minor to a third party
- Proposal to amend the Company Bylaws.
- Proposal to amend the Rules of Procedure of the General Shareholders' Meeting.
- Proposal to reform the Election and Succession Policy of the Board of Directors.

During 2023, the Company published 55 releases through the relevant information mechanism provided by the Financial Superintendence. By way of these, the Company informed the markets on important decisions made by the Board of Directors and the General Shareholders' Meeting; the Company's quarterly and yearly results; and about the information regarding the implementation of the Éxito, Casino and GPA Interest Project, which ended with the listing of the Company in the United States and Brazil stock exchanges.

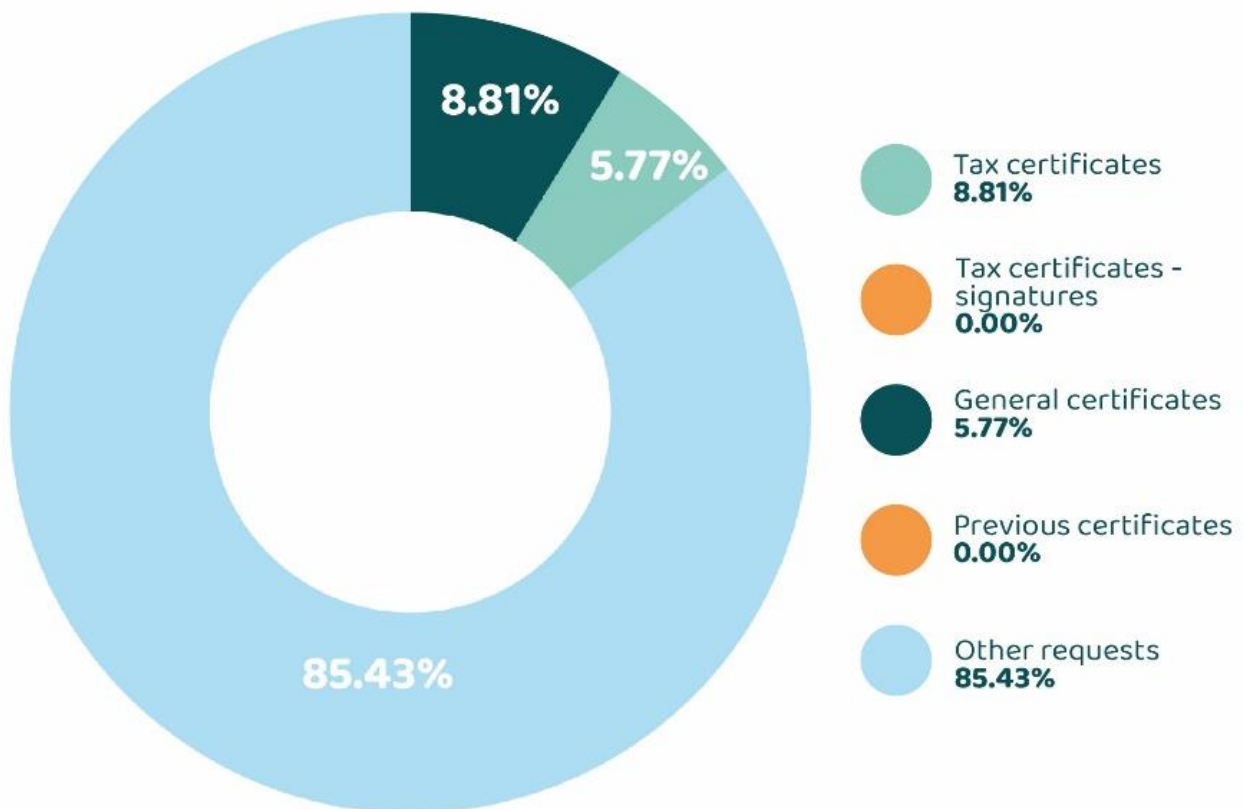
For more information on the shareholder protection mechanisms implemented by the Company, click [here](#).

Number of Requests and Matters on which Shareholders have Requested Information from the Company

The Company addressed the requests of approximately 154 shareholders, through telephone calls through DECEVAL, the current administrator of the Company's Shareholder Program.

In total, 954 shareholder requests were handled, including rights of petition, related to the following matters:

Shareholders Requests



Sustainability Report



- **Materiality Analysis.**
- **Sustainability Risks.**
- **Sustainability Strategy.**
- **Zero Malnutrition.**
- **Sustainable Trade.**
- **My Planet.**
- **Healthy Lifestyle.**
- **The success of Grupo Éxito is in its people.**
- **Governance & Integrity.**

***This Integrated Report was created using the GRI Global Reporting Initiative methodology, an international standard that represents best reporting practices from throughout the world.**

Forward-Looking Statements

This report includes forward-looking statements regarding the company's sustainability objectives and plans, addressing intentions, expectations, goals and beliefs. Such statements, identified by terms such as "believes", "expects" and "anticipates", cover non-historical matters, including environmental, social and governance ("ESG") initiatives detailed in this report.

The company cautions that these forward-looking statements involve risks and uncertainties, and that actual results could differ from those expressed in this report due to various factors, including the company's ability to meet its ESG objectives. Although the statements are current as of the date of this report, the company undertakes no obligation to update or revise them in the event of new information or future events.

It should be noted that subsequent oral and written forward-looking statements are subject to the foregoing caveats. The information presented focuses on ESG performance and initiatives for fiscal year 2022, unless otherwise indicated. The inclusion of information should not be construed as a characterization of materiality or financial impact, and certain terms, such as "material", are used to highlight difficulties or priorities, not to be confused with terms defined in securities legislation or financial reporting.



Double materiality analysis



[GRI 3-1] The Double Materiality Analysis is a method that allows us to identify the most important and interesting topics for the organization in areas related to social, environmental, economic, and corporate governance matters (ESG) for our Company and its stakeholders. Material issues are measured and quantified every two years to respond to the constant environmental change, market dynamics, stakeholder expectations, global standards, megatrends, and sustainability evaluation organizations.

This technique enabled us to create time frames to assess issues that will be critical in the near, medium, and long term. As a result, the Company's initiatives align with the emerging materiality and topics the various stakeholders prioritize. [GRI 2-29]

For 2022-2024, the Materiality Analysis was carried out considering corporate, sustainability, and climate change risks, using the "Double Materiality" methodology. This has provided a more comprehensive context on what stakeholders consider relevant to be managed, both from our operations and the financial impact.

The double materiality analysis is the responsibility of the Sustainability Department [GRI 2-13].

To prioritize the strategic issues, we considered these steps:

Materiality

Step 1

Identification of Topics

We reviewed external inputs through benchmarks such as megatrends, Sustainable Development Goals, sustainability standards, and indexes.

Also, internal inputs include the Company's sustainability strategy, policies, and corporate sustainability risks.

Step 2

Definition of Stakeholders

We developed a mapping solution to select the key stakeholders to be consulted, representing prioritized representatives. We considered the Board of Directors, Senior Management, employees, customers, suppliers, opinion leaders, media leaders, sustainability-focused academics, and community leaders. [GRI2-29]

Step 3

Dialogue with Stakeholders

We conducted interviews and surveys with a sample of more than one thousand surveyed from different stakeholders. This approach allowed us to identify their most relevant topics, considering financial impact and environmental, social, and corporate governance (ESG). In this way, we applied the Double Materiality methodology.

Step 4

Cross Reference and Prioritization

We weighted the information collected in earlier stages and created a priority matrix to evaluate impacts related to sustainability on the X-axis and financial consequences on the Y-axis.

Step 5

Validation

To guide the management system toward strategic issues, we shared the Materiality Matrix with the Senior Management and the Sustainability Committee of the Board of Directors. [GRI2-14]



As a result of this process, we share the material issues framed as relevant to the Company from 2022-2025. [GRI2-16][GRI3-2]

Materiality Grupo Éxito

Strategic Topics

The topics presented below highlight the strategic and relevant focuses to continue Nourishing Colombia with opportunities

1 Climate Change

Manage the carbon footprint and promote sustainable mobility on different fronts: logistics, employees, and customers.

2 Local Economy and Inclusive Businesses

Promote local and direct purchasing (without intermediation), favoring the productive communities and populations in vulnerable territories or those affected by violence.

3 Circular Economy and Packaging

Promote the different principles of the circular economy: reduce, redesign, reuse, and recycle by enabling post-consumption programs, proper waste management in the Company's facilities, and work toward eco-design in packaging.

4 Managing Food Waste

Develop programs to prevent food waste and promote food donations to food banks and authorized institutions for their management.

5 Biodiversity Conservation

Protect biodiversity through strategies that promote deforestation-free supply chains and work toward conservation.

6 Enabling Fundación Éxito's Strategy

Encourage social investment and generation of resources for child nutrition initiatives associated with the mission of Fundación Éxito.

7 Diversity and Inclusion

Promote respect for human rights, equal opportunities, store accessibility, and inclusive, diverse, and equitable employability programs.

8 Supply Chain Management

Identify suppliers and our supply chain's social and environmental aspects that allow for mutual growth and shared value creation.

Relevant Issues

9 Human Rights



Emerging issues

- 10 Develop our work associated with communities
- 11 Attract, retain, and develop human talent
- 12 Democratizing healthy lifestyles
- 13 Animal welfare in productive practices
- 14 Contribute to sustainable economic performance / Sustainable Finance
- 15 Cybersecurity and data protection
- 16 Living wage

Transversal Issues

Transversal issues were not prioritized for analysis. However, they are managed transversally in the Company.

- Achievement of good governance and risk management practices
- Innovation
- Educating the consumer on the Sustainability Strategy issues
- Management of ethics and compliance (Habeas Data)
- Digital transformation
- Create public policies and alliances that promote topics related to our Sustainability Strategy
- Management of health and safety at work
- Communication and relationship with stakeholders

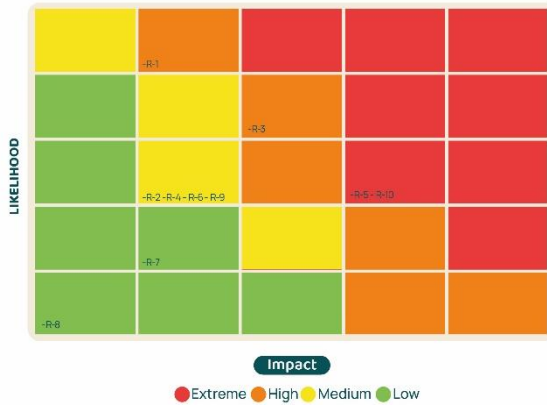
Sustainability Risks

[GRI 2-12] [FB-FR-430ª.3]

The main strategic risks associated with the company's sustainability were identified under the leadership of the Risk Management team. The ISO 31000 methodology was applied and validated by the Corporate Committee.

This evaluation is carried out periodically, as the identified risks provide a clear vision of the magnitude of the potential impacts on the company, thus allowing control measures and strategies related to social, environmental, and economic aspects to be established.

Residual risk map



Distribution by severity



Community engagement: risks associated with misperceptions about the relationship with communities may affect trust and the company's operation.

Social consequences in the supply chain: risks of non-compliance by suppliers with regulations and commitments assumed by the company concerning the protection of human rights and fundamental freedoms. This non-compliance is associated with child labor, forced labor, discrimination, lack of freedom of association, non-payment of minimum wage, and occupational health and safety deficiencies.

Biodiversity and deforestation: risks associated with the damage to biodiversity and/or deforestation linked to products marketed under the company's private label that contain edible palm oil or meat products (beef).

Circular economy (packaging): economic and environmental risks related to non-reduction of packaging (eco-design and bulk), reuse, and packaging recycling (especially plastic).

In 2023, we continue working on our higher purpose **“Nurturing Colombia with Opportunities”** with the launch of the opportunities route, a commitment to raising awareness among our interest groups to work together towards common objectives, promoting diversity, equity and democratizing the trade of healthy products and habits that take care of people's lives.

Through the Route of Opportunities, we reaffirm our commitment to the community, promoting inclusive and sustainable growth that leaves a positive mark in Colombia and in the life of every Colombian.

This is why we continue to guide our actions in light of our Higher Purpose and our Sustainability Policy, which is set out in the Sustainable Development Goals, the Global Compact guidelines and obey six challenges declared by the company.



Learn about our sustainability policy [here.](#)

- 
Zero Malnutrition: to work towards the eradication of chronic child malnutrition in Colombia by 2030
- 
Sustainable trade: generate valuable and trusting relationships with our allies and suppliers by promoting sustainable practices and support programs that contribute to their growth, local and direct purchasing, and support for productive sectors and vulnerable populations.
- 
My Planet: we work to reduce, mitigate and compensate the impacts of our operations on the planet and to contribute to the generation of environmental awareness among our different stakeholders.
- 
Healthy Lifestyle: we mobilize employees, customers, and suppliers towards healthier and more balanced lifestyles through a portfolio of products and services, allowing them to have a healthy and balanced life.
- 
The success of Grupo Éxito is in its people: We improve our employee's quality of life by promoting gender equity, diversity, inclusion, and social dialogue.
- 
Governance & Integrity: we build trust relationships with our stakeholders within a framework of integrity under standards of corporate governance, ethics, and transparency, as well as respect for human rights.



Zero Malnutrition



In Fundación Éxito we Nourish Colombia with Opportunities. That's why we work towards our Corporate Social MEGA: achieving the first generation with zero chronic malnutrition in children under 5 years by 2030.

In order to achieve it, we focus on these fronts:

- Generating and transferring knowledge.
- Establishing resources and alliances.
- Developing communication and awareness.
- Influencing public policy.
- Impacting the care of children.

We accompanied the nutrition of **72,567 boys and girls** from 32 departments and 220 municipalities, where they received better nutrition in body and soul. **20.85%** more than in 2022.

58.4% benefited from **child nutrition programs**, and 41.6% from complementary programs. [GRI 3-1]

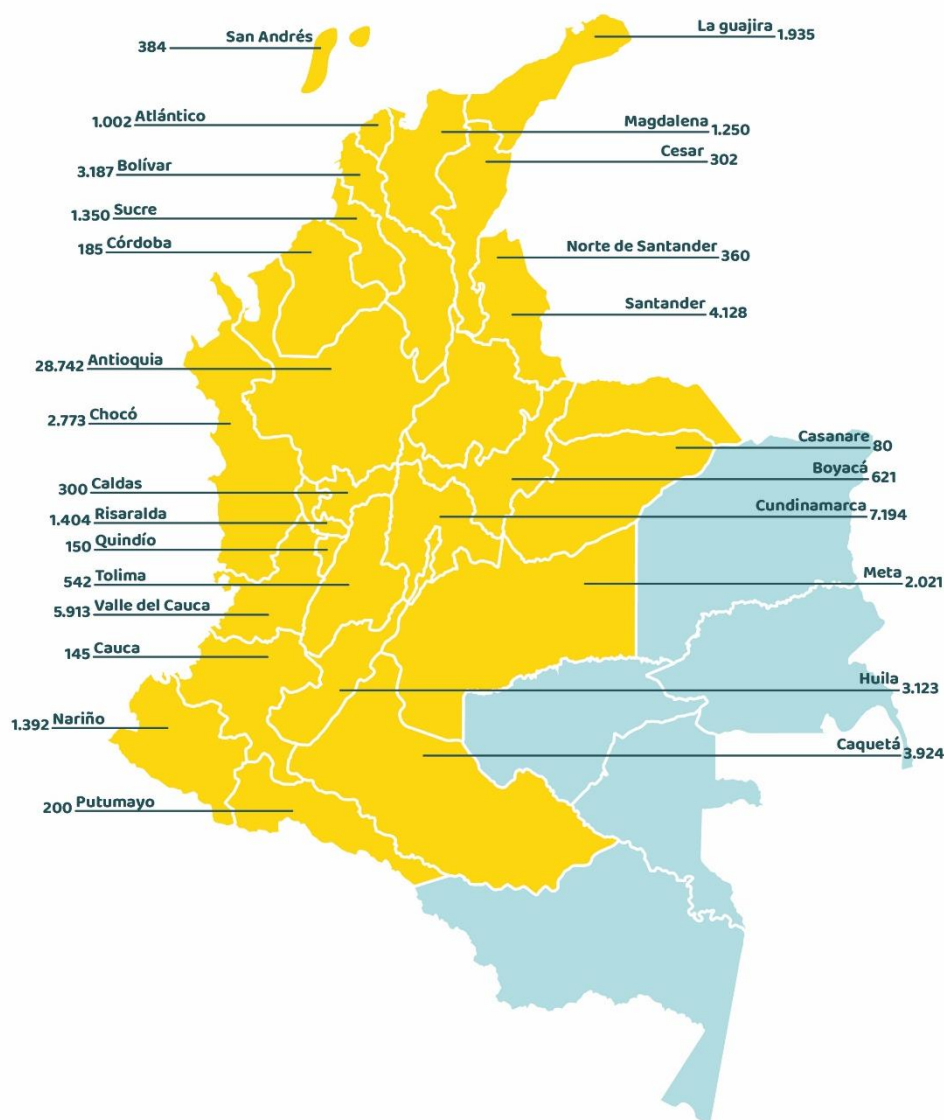
280,000 Donation certificates given.

More than 70,000 boys and girls benefited in the different departments of our country

Research studies have revealed that a child suffering from chronic malnutrition before the age of two could experience a decrease of up to 14 points in IQ when adult, five years less education, and a salary 54% lower.

Forty percent of the municipalities in Colombia meet the conditions that cause chronic malnutrition. Hence, the population under five is at risk of suffering from this condition. (Lessa Horta, B., Victora 2016).

Map of benefited boys and girls



All Boys and Girls have the Right to a Healthy Development

Chronic malnutrition, an affliction that affects physical, cognitive, and socioemotional growth, should not be a burden for any child. Eradicating this problem implies giving every human being, from their early days, the opportunity to explore their individual potential and contribute to progress both personally and for the country.

For this noble purpose, Fundación Éxito annually monitors and evaluates the impact of its interventions. These assessments provide valuable information about our actions and guide timely decisions that directly translate into the well-being of pregnant mothers and the healthy development of children who receive support.

The first 1,000 days of a human being's life, which elapse between the gestation time (270 days) and the first two years (730 days), represent the starting point for preventing chronic malnutrition.

“ Since pregnancy my daughter had chronic malnutrition, because of her low weight when she was one year-old, she had motor problems which prevented her from sitting or moving. Thanks to the support and accompaniment of **Fundación Éxito** she will be able to walk.”

Ángela López, beneficiary mother of Fundación Éxito in the city of Medellín.



>>>

The "Goticas" (cash change coupons) are one of the sources of income of Fundación Éxito that allows to carry the different programs and projects of nutrition, maternal, and childcare throughout Colombia.

The Fundación Éxito brings food packages to different departments of the country to nurture the life of children.

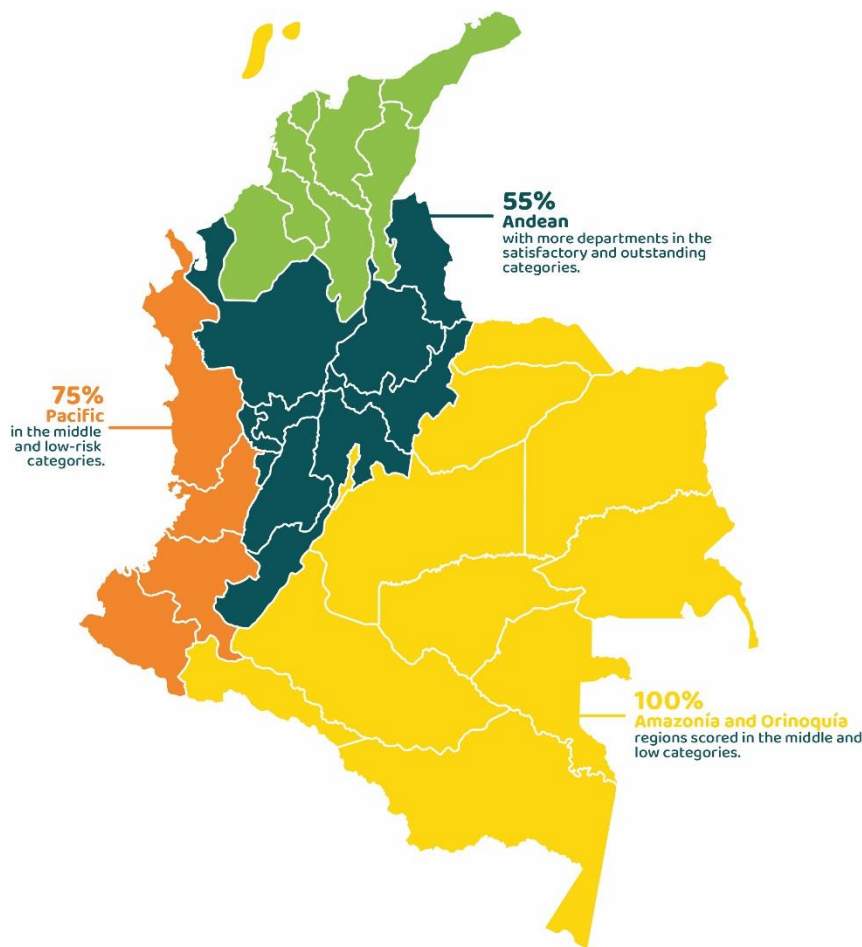


Know [here](#) the story behind all this great purposeful actions.

One Out of Every Nine Children in the Country is not Growing up Healthy Because they Suffer from Chronic Malnutrition

The results of the Chronic Malnutrition Index 2023, carried out annually by Fundación Éxito in Colombia and built using data from official sources, show the behavior of the disease between 2015 and 2021.

Each variable was categorized according to the children's risk of chronic malnutrition, such as zero critical, low, medium, and satisfactory outstanding malnutrition. A total of 45 municipalities were not included due to the absence of data on some of the variables analyzed.



The results showed that **945,875 boys and girls under the age of five (24.7% of children's population under the age of five)** are at serious risk of suffering chronic malnutrition.



Click [here](#) to determine how your municipality ranked according to the Chronic Malnutrition Index 2023.

Fundación Éxito promotes the optimal use of food and periodic support to families



>>> Parents of young boys and girls who receive a food basket every month at home were present in the audience. Inside that basket, they find food that has improved their quality of life and helped them understand what health really means.

As part of its community program, Fundación Éxito honors families' dedication to utilizing food and rewarding their seasoning by holding a culinary competition called "Goticas de Sabor," which challenges the mothers of the NGOs and beneficiary institutions to prepare the healthiest meal they can, based on the complimentary food basket that Fundación Éxito provides each month.

This event took place at several Grupo Éxito stores located in Barranquilla, Bogotá, Cali, Medellín, Pasto, and Pereira. The gathering welcomed 1,490 families, 825 of whom submitted recipes for consideration, and ten were chosen as contest finalists.

It is crucial to comprehend the social dynamics that give rise to health disparities, realizing that these are the expression of a variety of socioeconomic and cultural factors and that these should serve as the foundation for disease prevention, health promotion, and interventions aimed at the eradication of chronic malnutrition.

Paula Escobar, Fundación Éxito director.

Twenty Years of Goticas: Changing Lives with a Taste of Solidarity

The Chocó region received a gift from Fundación Éxito that aims to save the lives of expectant mothers and their unborn children

The Goticas celebrated 20 years of nourishing lives and spirits, and as a result, the Fundación Éxito honored people who also contributed to the welfare of the nation's youth.

By celebrating two decades of nutrition for children, through the Goticas, Fundación Éxito honored those who contribute to the well-being of the country's children. As part of the celebration of **#20AñosDeGoticas**, a gift was given to Asorediparchocó. This act demonstrates the commitment to creating a path of opportunity in the affected areas and safeguarding the lives of the nation's most vulnerable early childhood citizens.



>>>

A collaboration between Outtajiapulee (Indigenous primary level clinic, IPS, for its acronym in Spanish language) and Fundación Éxito. Our goal is to end chronic malnutrition in La Guajira by strengthening our presence and supporting organizations such as the Outtajiapulee clinic at the primary level of care.



See [here](#) the delivery of items that midwifery needs.

“We stopped using a pine tree bell to listen to the baby's heartbeat thanks to the Fundación's support and assistance. Thanks to this process, we can now raise the level of technical knowledge of the work of our midwives and listen to the heartbeats using a Doppler.”

Ledy Manuela Mosquera, executive director of Fundación Semillas de Oportunidades.



More than COP190.3 million invested.



More than 2,601 mothers, boys, and girls benefited.



More than 2,066 midwives benefited.



A total of 36 Zero Malnutrition kits with essential medical equipment that combines traditional medicine.

We Recognize the Work of People Committed to Reducing Chronic Malnutrition

The **20th Child Nutrition Award ceremony** brought to light the commitment and hard work of several organizations, including families, journalists, governments, individuals, and academics, who are at the forefront of the battle against chronic malnutrition. We especially honored and emphasized the contributions of El Tiempo newspaper, which has worked hard to spread the word about the value of good nutrition for children as a pillar of society.

“Today, more than ever, we must continue to ensure that the issues of nutrition, low weight, and hunger are important topics to ensure the present of our children because by achieving this, we will be building a future of opportunities and equality for them.”

Gonzalo Restrepo Chairman of Fundación Éxito's Board of Directors.



Get to know [here](#) the ideas that are born, cultivated, and become solutions that improve child nutrition.



The central theme of the Award is chronic malnutrition or stunting as a multi-causal condition that alters children's physical and cognitive development and lasts throughout their lives.

With Fundación Éxito we serve new populations

Fundación Éxito reaffirm its commitment to child nutrition in the archipelago of **San Andrés, Santa Catalina, and Providencia** by investing COP116.000.000 for 2023–2024. However, this process is anticipated to continue after it is finished. With the “Segundas Oportunidades” initiative, a food supplement project was carried out in conjunction with Acción Interna, a non-profit organization that seeks to dignify and improve the quality of life of the prison population. This initiative began in October 2023 and will run until September 2024.



One-hundred families will benefit from food supplements in the archipelago of San Andrés, Providencia, and Santa Catalina.

We provided care in the form of food baskets to more than **183,358 boys and girls.**



Learn [here](#) about support for pregnant mothers or children from 0 to 2 years.

We are Inspired to Sow Opportunities



The Mayor of Bogotá and the Fundación Éxito delivered the first "Terraza Verde" in the district of Ciudad Bolívar in Bogotá.

We persisted in our **corporate Social MEGA** to achieve the first generation without chronic malnutrition in Colombia by 2030 by implementing programs and projects that positively impact vulnerable communities.

With the aid of Fundación Éxito, it was possible to get involved in urban projects that both protect and enhance the lives of children. One such project was "**Terrazas Verdes**," a successful initiative that converted cement flat roofs into greenhouses using hydroponic agricultural production systems to grow vegetables. This project also creates jobs for some mothers who are heads of household and can work caring for and managing crops.

The "Terrazas Verdes" initiative debuted in the Ciudad Bolívar district in **Bogotá** and Comuna 20 Siloé in **Cali**, Colombia, in 2023. Areas where creating jobs through urban agriculture has served as a catalyst for local entrepreneurship and a link to community food security.



More than 150 square meters have been planted.



More than 10 women heads of household directly benefited.



More than 24 families have been benefited indirectly.



We are present in three cities: Bogotá, Cali, and Medellín.

An Action of Love for Social Mobilization



Breastfeeding saves more than 800,000 lives of children annually worldwide.

Breastfeeding is the most nutritional act of love. Breast milk is the main nutrient for humans from the beginning of life. It is natural, ecological, easy to access and transport: It is irreplaceable. For all this, breast milk is the primary antidote to chronic malnutrition.

Promoted by the Great Alliance for Nutrition and led by Fundación Éxito, the seventh version of the **#Lactatón** campaign was carried out on X (formerly Twitter) to promote that more children under five can receive breast milk. The hashtag reached more than 17 million people. In addition to making a big digital effect, this campaign ranked as the 23rd topic of discussion on the social media platform, demonstrating the significance and applicability of breastfeeding promotion for Colombian children's wellbeing.

Similarly, Fundación Éxito organized the **IV International Breastfeeding Congress** in Bogotá and Barranquilla in cooperation with Colombia's Ministry of Health and Social Protection. The congress's purpose was to raise awareness of the benefits of breastfeeding among public policy makers and health professionals.

“ **A baby's first vaccination is breast milk; it carries antibodies that will shield infants from infections during childhood and adulthood, and it also lowers the risk of diseases like hypertension, postpartum depression, breast cancer, and ovarian cancer.** ”

Nutritionist Juan Carlos Burgos, Fundación Éxito.



By Donating Food, We Nourish Life for the Most Vulnerable People

[GRI 3-1]



>>>

Grupo Éxito through the Fundación, it donates to food banks in Colombia the products suitable for human consumption that it cannot market.

Fundación Éxito is part of the **Reagro** agricultural surplus recovery program, whose management in Antioquia saved **7,853 tons** of farmers' surplus crops from being lost or wasted.

Grupo Éxito and Fundación Éxito coordinate the management of food and non-food donations from various areas, including stores, CEDIs (distribution centers), industries, corporate headquarters, subsidiaries, and other businesses. These donations are efficiently registered through the EatCloud app, linking donation points and beneficiaries across the country, such as food banks and institutions. In 2023, 559 units of Grupo Éxito made donations, totaling **60.939** donation records through EatCloud.



758 tons of food.



264 tons of non-food items.



Were donated to 23 food banks and 160 allied foundations and institutions.



Fashion Collections for Children's Purpose




>>> For every garment sold that's part of the Maternity fashion collection, our private label Bronzini donated COP5,000 to child nutrition initiatives.

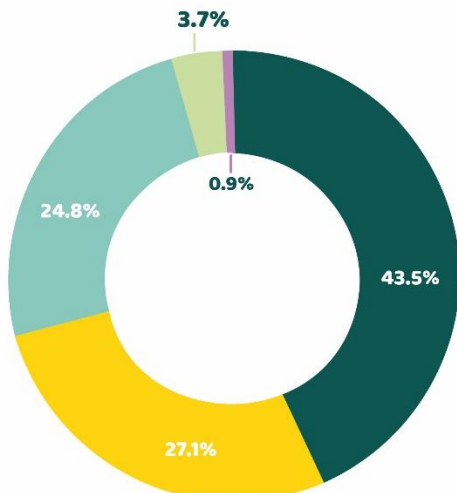
Arkitect and Bronzini, Grupo Éxito's textile brands, joined Fundación Éxito, contributing to the feeding of 900 children.

Wills that Sum Up for the Country's Child Nutrition

Fundación Éxito had a total revenue of COP \$39,534,615,597 thanks to the contribution of various partners.

100% of the money was invested in community projects

 **8.33%** more than the figures obtained in 2022.



- COP \$17,224,323,481** donations from Grupo Éxito or the sale of recyclable materials
- COP \$13,933,257,923** donated by employees
- COP \$1,702,527,925** donated by employees
- COP \$1,588,537** donated by Grupo Éxito, approved by shareholders
- COP \$10,725,087,292** donations from 3,420,715 customers in the form of Goticas (cash change coupons)
- COP \$9,832,619,032.44** own resources
- COP \$1,486,060,037** Donations from Suppliers and Partners
- COP \$266,525,755.42** from other contributions

Type of contribution

Amount in Colombian pesos

In cash contributions

COP \$12,442,450

Our employees carried out

896 hours of volunteering

Equivalent to **\$12,000,000**

Donations of products and services

\$11,249,649,44

Management expenses

\$1,160,694,962

Child Nutrition in the National Public Agenda



Fundación Éxito actively advocates for the inclusion of the fundamental right to child health and nutrition in the policies of the local, regional, and national governments.

Fundación Éxito makes a permanent effort to place child health and nutrition on the national public agenda. Focusing on public policies' impact on child nutrition, food security, and child development.

The Foundation is a member of NiñezYa, a coalition of over **200 civil society** groups whose common goal is to promote children's rights. Candidates in the territorial elections of 2023 received recommendations for the creation of government initiatives, and the territorial development plans for 2024–2027 included suggestions for the protection and promotion of children's rights.

Fundación Éxito has supported institutional strengthening with the National Planning Department (DNP) through two consultancies. These initiatives have laid the foundations for the creation of the Política Pública del Derecho (Public Policy), a project aimed at the search for royalty tax resources by territorial entities to overcome malnutrition.

Achievements 2023 [GRI 3-3]

- We benefited more than 72,000 children in nutrition projects for the body and soul.
- #Lactatón and over 17 million users reached on X (Formerly Twitter).
- Implementation of a community relationship model: Six "Goticas de Sabor" contest events held in six municipalities, 825 competing beneficiary mothers and 14 winning families.
- Celebration of 20 years of the Goticas with a gift for the Department of Chocó.

Challenges 2024

- To make the necessary efforts and to have the leadership to maintain coverage of children and the Foundation's total income.
- Ensure that the development plans of the country's main municipalities and departments include targets to reduce chronic malnutrition.
- To host a celebration event for the 10th anniversary of #Lactatón, granting one gift to a department or region of the country.

Sustainable trade



>>> A 98-year-old lady, 45 dedicated to being a supplier for Grupo Éxito, Mrs. Rita Vélez is a role model of tenacity, growth, and commitment.

We Nourish Colombia with Opportunities by promoting sustainable supply chains and co-creating products and services with our suppliers.

To Reach this Objective, We Worked on the Following Fronts:

- Promotion of sustainable supply chains that encourage fair labor practices and safe working conditions.
- Development and strengthening of the knowledge of our partners and suppliers in socially and environmentally sustainable practices.
- Promotion and maintenance of local and direct purchasing.
- Promotion of sustainable consumption patterns through education and awareness campaigns to our customers.



Scan the QR code or [click here](#) to learn more about Doña Rita's story

Sustainable Supply Chains, a Pathway for Mobilizing Opportunities

[GRI 3-1] [GRI 2-6]



We work with **around 6.600 suppliers in 26 departments (states)** to develop sustainable supply chains that creates opportunities for the country and its people.

Our supply chain goes beyond a location; it extends across the country, touching lives and communities. Each point of interaction, from the source to our stores, is a national point of connection, a commitment to the social fabric of Colombia, where we seek to be economic agents of positive change in people's lives.

This is possible thanks to the collaborative work we do every day with the following suppliers:

- ✓ **2,708** commercial vendors.
- ✓ **1,078** vendors of goods and services.
- ✓ **2,552** Real Estate agents.
- ✓ **76** directs textile vendors.
- ✓ **219** workshops in the textile industry.
- ✓
- ✓



We progress in mapping and characterizing supply chains jointly with our private label products and none brand suppliers

[FB-FR-430a3] [GRI 308-2] [GRI 414-2]

We are committed to ensuring sustainability throughout the supply chain and recognize the importance of closing gaps in transparency of processes and procedures, especially in obtaining raw materials that, due to their origin, pose greater social and/or environmental impacts. In order to achieve this, we align ourselves with the methodology set out in the Supply Chain Management Operational Guide published by the *Accountability Framework Initiative (AFI) (2019)*.

We are the first food retailer in Colombia to assess the risks associated with nature, according to the TNFD - Task Force on Nature-Related Financial Disclosure framework.



We transformed production practices in an innovative way; therefore, we work under the georeferencing methodology through the Croper.com platform to improve of the origin of raw materials, identify risks, and characterize our supply chains; likewise, we have strengthened the relationship with our suppliers and maintain, therefore, up to date information.




Evaluated Criteria:



Environment:

-  **Tree Cover Loss (GFW).**
-  **Protected Areas Registry (RUNAP, for its acronym in Spanish).**
-  **Moors (Ministry of the Environment).**
-  **Agricultural Border (UPRA, for its acronym in Spanish).**
-  **Wetlands RAMSAR (iAvH).**

Social:

-  **Indigenous Reservations (ANT).**
-  **ZOMAC Municipalities (ART).**
-  **PDET Territories (ART).**

* This methodology includes a country-specific risk analysis for the raw materials assessed.

We developed and strengthened the knowledge of our partners and suppliers in socially and environmentally sustainable practices

Georeferencing scope of suppliers:

Total direct suppliers subject to assessment: 819

Total direct suppliers assessed: 605



>>> These actions, among others in the sustainability strategy, seek to leave more social impacts and less environmental footprint.

The Supplier Development Program helps create and maintain a path of opportunities by reviewing and improving ESG practices, which ensure the guidelines set out in the **Supplier Ethics Charter**, which defines the standards applied in the supply chain and human and environmental rights. In addition, we recognize the suppliers that are committed to sustainable practices.

In collaboration with various institutions such as the **EAFIT University** through EAFIT Social, the **Promotora de Comercio Social**, the **Fondo Colombia en Paz**, **Servicios de Gestión Integral (SGI)**, **Diversey Consulting** and our Corporate Volunteering, we have trained **270** companies with our programs. These include key topics such as digital environments, diversity and inclusion with a gender focus, ethics and sustainability, creative and inspiring leadership, and ongoing improvement projects. We consolidated alliances that enrich participating companies and contribute to the sustainable progress of our communities.



In this regard, we have achieved:

27 supplier development programs totaling 66 hours of training. **Six employees** were trained through Corporate Volunteering.



171 suppliers have developed their own internal human rights documentation and policy processes.

172 suppliers have included, within their organization, activities to promote gender equality.



100 suppliers connected to Grupo DELCEN scholarships to strengthen its quality and safety system (Private Label, Food, Industry, Fresh products, among others).



203 suppliers have included, within their organization, activities to promote gender equality.



Currently with 208 commercial allies MIPYME through "Promotora de Comercio Social".



The growth of Colombian producers inspires us

Through the "Conéctate con Colombia" showroom, a joint initiative of Grupo Éxito and Promotora de Comercio Social, new opportunities were created for the country's SMBs, where **more than 300 articles** produced **by 90 SMBs** from 18 regions of the country were made visible. As a result, eight of these SMBs were listed as new suppliers for Grupo Éxito, thus totaling 938 SMBs as commercial partners through Promotora de Comercio Social.

We Promote the Transformation of Territories through Direct and Local Purchasing

[GRI 204-1]

Buying local means establishing a close link with the countryside and promoting the economic development of the less favored regions. This means forging relationships of trust with the country's producers and working together on their aspirations; it means believing in the transformative power we, as businesspersons, can achieve in the communities.

90.41% of the fruits and vegetables we sell in our stores are sourced by local suppliers.

1.84% more than 2022.



85.16% of fruits and vegetables were purchased directly from 704 regional farmers, with no intermediaries, through associations and smallholders.

1.33% less than 2022.



100% of the pork processed in the internal meats industry has the product seal by the PorkColombia Association. Additionally, about 85% of our pork suppliers have the Granja Seal, granted by the same organization.

[FB-FR-430a.2].



We purchased 97.13% of pork, beef, and buffalo meat from local producers.

0.88% less than 2022.




We acquire 82.64% of our fish and shellfish through national fishermen

5.95% more than 2022.

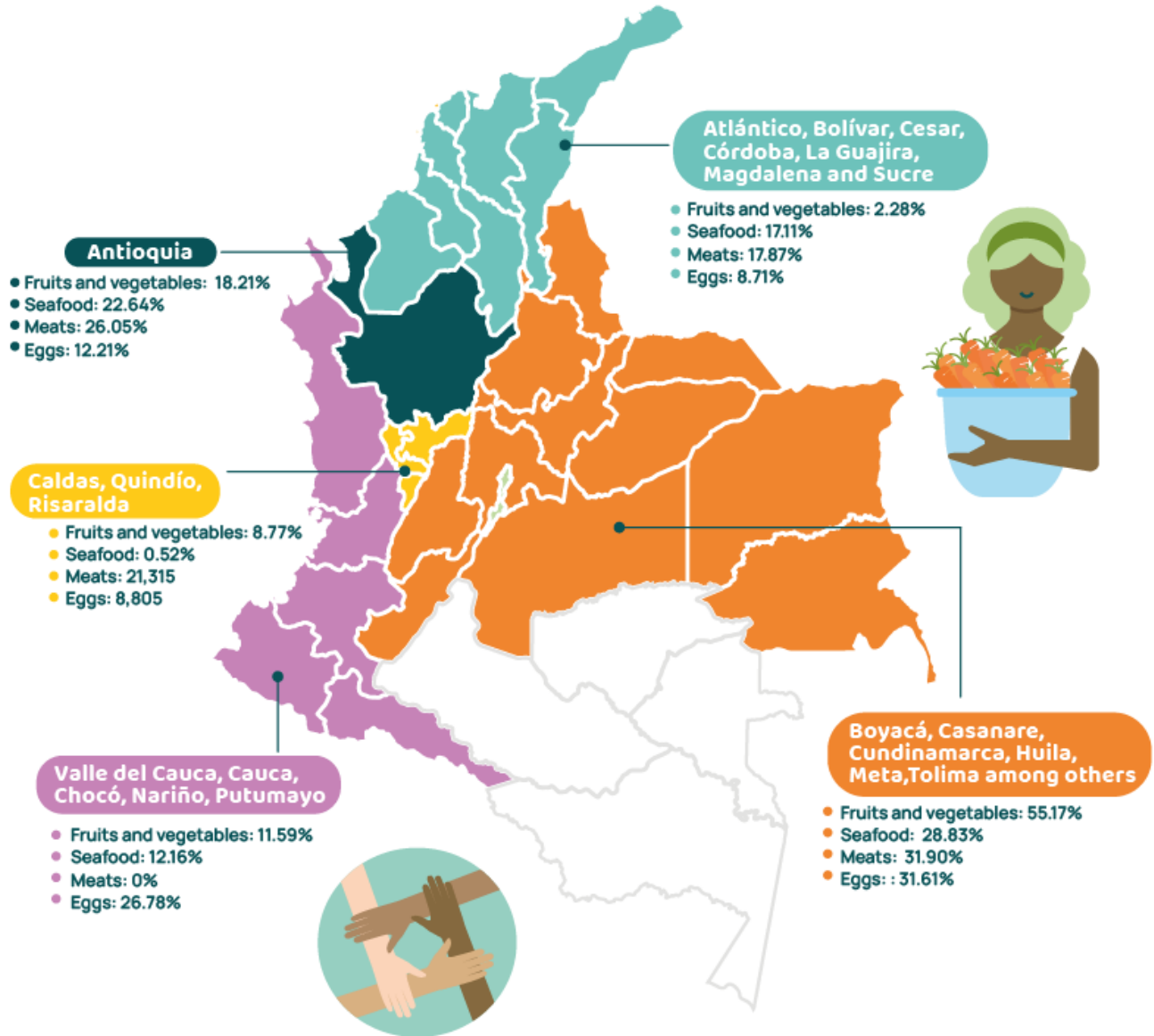


100% of our private-label eggs come from cage-free chickens
[FB-FR-430a.2].



Generating trust is contributing to the development of Colombia

We buy locally:



Partnerships to Strengthen Direct and Local Purchasing

We work together with **26 Farmer associations** and NPO's that benefit farmers in 26 departments of the country: Amazonas, Antioquia, Arauca, Atlántico, Bolívar, Boyacá, Caldas, Cauca, Caquetá, Casanare, Cesar, Córdoba, Cundinamarca, Huila, La Guajira, Magdalena, Meta, Nariño, Norte de Santander, Quindío, Risaralda, Santander, Sucre, Tolima, and Valle del Cauca.



>>> We work to generate value in productive sectors and vulnerable populations.



Comproagro initiative: More than **27.000 Families** have benefited in 27 regions thanks to the direct purchase of **501.882 units**. This has resulted in an increase of approximately 25% in profits for producers. This contributes to reducing intermediaries, which increases the farmer's income and quality of life.



Sangara - San Andrés de Tumaco: A small company that works hand in hand with the peasant and fishing communities of the Pacific and promotes good artisanal fishing practices. We marketed **229.314 units** of shrimp and fish.



Fundación SalvaTerra: A total of **9.500 Families** have benefited from the direct purchase of **225.642 units** of products, including red onion, cucumber, tangerine, pineapple, and Tahiti lemon, from PEDET and ZOMAC territories, whose objective is to promote economic, social and environmental development in those areas of the country that are most affected by the internal armed conflict. By supporting producers, we encourage territorial development, rural agriculture, good agricultural practices, and added value to products. In addition, we are adding value to products to benefit producers and the community.

During the year, we marketed 5.902 million units in collaboration with these organizations.

A contribution to the reconstruction of the social fabric of our country



PaisSana is a brand represented by a heart that symbolizes love for Colombia and its name arises from the union of the words “**country that heals**”, therefore, it becomes a seal of stories of reconciliation of the territories in which peasants (as), victims and signatories of peace, work together for the rebirth of the countryside. **This country initiative promotes productive projects from areas affected by the armed conflict in Colombia**, as part of the Development Program with a Territorial Approach (PDET).

>>> This year we worked with 20 certified suppliers linked to the PaisSana brand, represented by a heart that symbolizes love for Colombia.



Products from PaisSana can be found in 54 outlets.

32 Éxito stores and 22 Carulla stores.

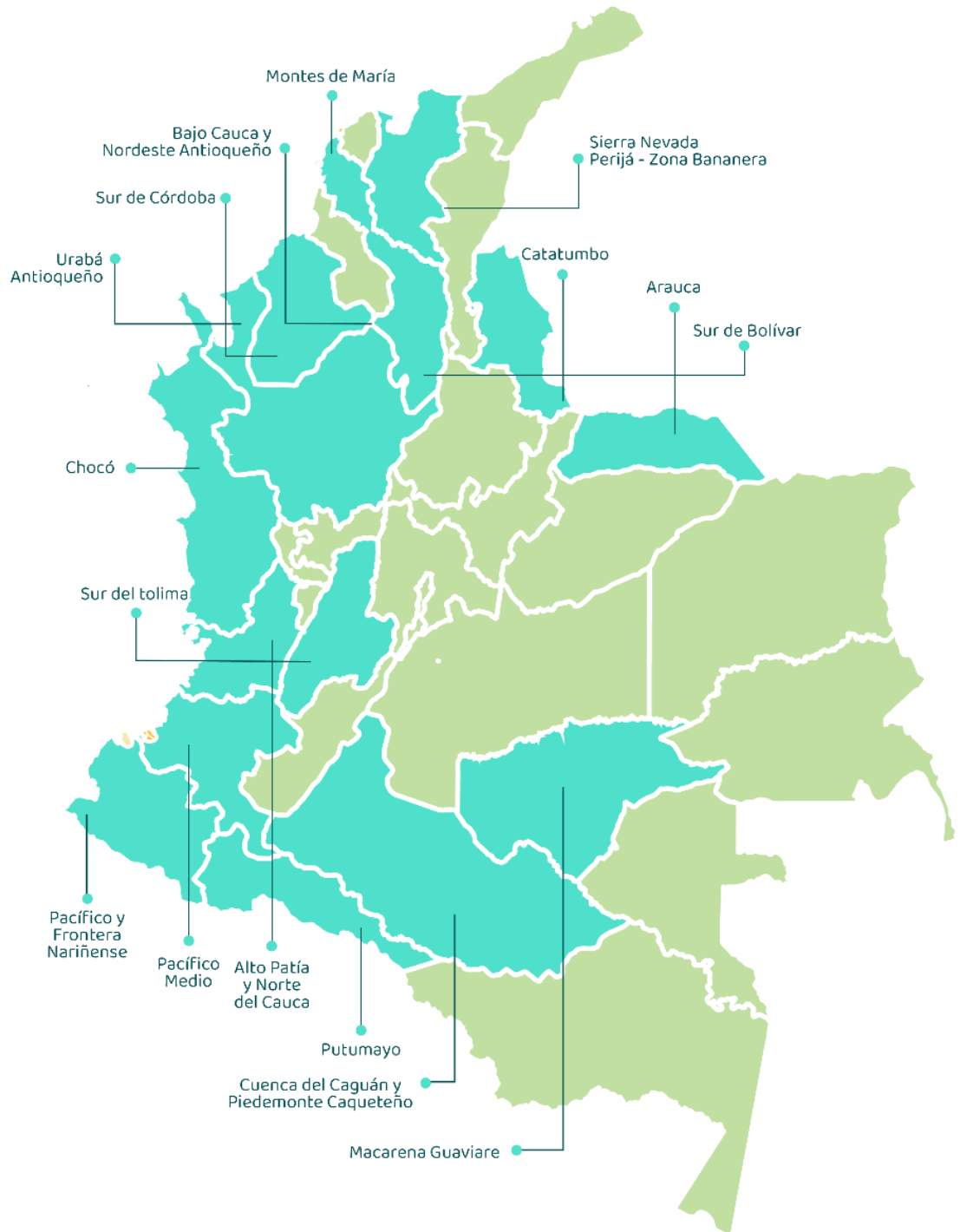


We work hand in hand with 20 certified suppliers to add to the peace initiatives through 144 products (Consumer products and fresh).



PaisSana products come from the following regions of Colombia

Our CEO, Carlos Mario Giraldo, actively participated as a promoter and official witness in the signing of a memorandum of understanding between Fondo Colombia en Paz and FENALCO. During the Gondola 2023 event, Grupo Éxito bolstered its commitment to communities and sustainability as a tool for creating new opportunities.



Scan or [click](#) to learn the history of **Café Aroma de Occident**, one of PaisSana's suppliers.

We work on value proposals that contribute to local purchasing and the development of the field

We Create Value to Strengthen the Inclusion and Productive Agricultural Development of the Regions

Through the collaboration initiative along with **Google and the Fundación Salva Terra**, we joined together to support the transformation of agriculture and promote the sustainability of the Colombian countryside. We seek to generate a positive impact in the areas affected by violence and promote its insertion in high-quality processes to provide them with opportunities and contribute to improving their living conditions.



“We contribute to the transformation of Colombian agriculture through actions that allow us to connect producers who want to cooperate with large retailers. With our support, we help them develop themselves as agribusiness, providing them with the technological tools to strengthen their initiatives. Alliances such as these allow us to reach isolated regions, create value, provide new opportunities, and bring peace to these territories.”

David Villegas, CEO of Salvaterra foundation.



Through the Salvaterra Foundation, we connected with small producers.

The Aliados associative trade program, through Surtimax and Super Inter, reached its 2,400th ally. This alliance strengthens mutual trust and has boosted the sales of shopkeepers, contributing significantly to the economy and strengthening trade in various regions of the country.



Scan or [click](#) to learn about the Aliados Program and its benefits.



➤➤➤ Grupo Éxito, through associative commerce, reinforces its commitment to Colombian shopkeepers.

#ModaHechaenColombia: 12 collections created by talented Colombian hands



We are proud to work for sustainable fashion with processes such as the use of biodegradable or recycled inputs, the reduction of water consumption and manufacturing with national suppliers, to bet on a development that maintains the balance between social, environmental and the economic. Each garment tells a story, contributes to the social fabric and leads us towards a more conscious future.

>>> We are proud to support local purchasing and encourage opportunities for our Colombian designers.



92.94% of the garments we sell under the private label are bought in Colombia.



We created 9.733 jobs, 75% occupied by women, in 295 independent third-party workshops.



Each garment tells a story, woven with skill and dedication, reflecting the richness of our culture. Likewise, we embrace sustainable commerce, ensuring that every fashion choice is a step towards a more conscious future.



>>> Our private label brands, Arkitect, Bronzini, and People, received the recertification "Sello Oro Moda Sostenible" certification (Sustainable Fashion Gold Seal), granted by CO₂CERO.

We Believe in Second Chances



>>> Collection "Conexión," a new collaboration with PEOPLE brand, to create second chances

“Conexión is a collection inspired by second chances and values such as forgiveness, love, and empathy. It is a collection inspired by destigmatization, where evolution and acceptance are the essence and where each product represents the freedom to be who we are. “Conexión” invites us to reconciliation, to connect across barriers,” says Johana Bahamón, Director of the Fundación Acción Interna”

Johana Bahamón, directora Fundación Acción Interna.



[Click here to learn more about Segundas Oportunidades.](#)

PEOPLE
CONCEPT

BRONZINI

Fundación
ACCIÓN INTERNA
Un Camino a la Reconciliación y Resocialización



We launched the second collaborative collection Johana Bahamon + People: Segundas Oportunidades (Second Chances), with 116 SKUs of footwear, leather goods, and clothing for men and women.



Jointly with Fundación Acción Interna, led by Johana Bahamon, who works with more than **120 prisons** in the country.



In 2023, we donated 250 coupons, redeemable gift cards in the Company's textile private label brands, to people who were released from prison

The Bronzini brand, committed to environmental sustainability, extended its support to preserving mangroves in Colombia by donating **3.000 mangrove trees**. This initiative reflects our dedication to the environment's health, promoting a harmonious balance between fashion and nature.

Fifteenth Edition of the Proveedores de Éxito 2023 Contest

We Build Value and Trust Relationships with our Suppliers

In 2023 we celebrated the fifteenth version of the Concurso de Proveedores de Éxito 2023 contest, an event where we awarded 14 categories and recognized our suppliers for the joint work we do every day to build a route of opportunities and generate optimism and hope in the hearts of Colombians.

It was a night full of emotions, joy, and nostalgia, during which the theme we defined for the event became truly meaningful: "Orgullo de corazón" (Proud Heart) is Grupo Éxito's sentiment for our team of strategic partners.



Scan or [click](#) for highlights from the Successful Supplier Contest.



Winners of each of the categories of the 2023 Successful Suppliers Contest.

In addition, we awarded the Successful Supplier category where the winner was Industrias Haceb, a recognition of its continuous growth, its innovation, its commitment to sustainability and for being the number one brand in sales of large appliances.



A night full of emotion, joy and nostalgia in which the concept defined for the event made sense: "Pride of the heart." "Orgullo de corazón".

To celebrate the 15 years of the Supplier Contest, we had a very special award: "Toda una Vida", which recognizes a supplier whose career with the organization is significant and rewarding. This is how we rewarded Ana Rita Vélez, a supplier who has been working with Grupo Éxito for 45 years and has been characterized by her character, her strength and her perseverance.



>>>Hand in hand with our suppliers, we make our Higher Purpose possible: We nourish Colombia with Opportunities.

Winner of the Sustainable Development category Recognized for:



- Its social and environmental commitment.
- Its commitment to the circular economy and green energy.
- 57% of its raw materials are recycled.

“ This is achieved by working among friends, that is one of the pillars of our culture. We want to continue providing solutions for a sustainable future. ”

Jenny Beatriz Angel, Mundo Ambiental Coordinator at Industrias Estra S.A.

Achievements of 2023 [GRI 3-3]

- We progressed in the project of georeferencing our suppliers, which aims to improve the traceability of raw materials, sourcing, risk identification, and supply chain characterization.
- We are the first food retailer in Colombia to assess the associated risks with nature, according to the TNFD - Task Force on Nature-Related Financial Disclosure framework.
- 90.41% of our fruits and vegetables come from local suppliers.
- For the second year in a row, our brands, Arkitect, Bronzini, and People, received "Sello Oro Moda Sostenible."

Challenges for 2024

- Progress in communicating and mitigating social risks associated with the supply chain.
- Promote the georeferencing of new raw materials.
- Promote local and direct purchase of fruits and vegetables.

My Planet



Nourishing Colombia with Opportunities by protecting the planet, the biodiversity, and its natural resources. Only through collaboration with our stakeholders we will we be able to achieve our objectives for environmental preservation and care.

We work on these fronts to achieve this:

- Take action favoring climate change.
- Promote efficiency and enable the circular economy for packaging solutions.
- Lead and implement sustainable mobility initiatives in our operations.
- Manage real estate operations with sustainability standards.
- Contribute to protect our biodiversity.
- Educate and mobilize stakeholders toward environmental protection.

Our Corporate Environmental MEGA

We commit to reducing our emissions, scope 1 and 2, by 55% by 2025, taking into account the 2015 baseline.

We are moved by actions for our planet, that is why we are committed to reducing our Carbon footprint.

We Measure our Carbon Footprint and Work to Mitigate and Offset it

[GRI 2-25] [GRI 3-3]

Scope 1 [GRI 305-1] [FB-FR-110b.1]

170,253.17

tonCO₂eq

direct emissions, from refrigerant gases, fuels, and fire extinguishers.



1.82%

more than in 2022.

Scope 2 [GRI 305-2]

63,846.14

tonCO₂eq

by emissions from electricity consumption.

The X-m-published emission factor of 0.1728kgCO₂/kWh was used. This factor increased 53.76% compared to 2022.



48.29%

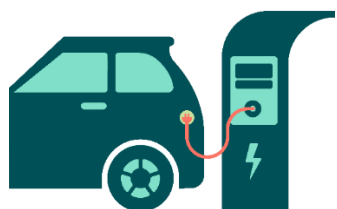
more than in 2022.

Scope 3 [GRI 305-3]

237,794.86

tonCO₂eq

for other indirect emissions.



Category	tonCO ₂ eq	% of scope 3	Observations
Upstream transportation	17,278.60	7.27	Outsourced fleet
Waste disposal	41,342.16	17.39	Generated by the operation
Business travel	308.552	0.13	Air and land
Use of products sold	173,464.212	72.95	Fuels sold at gas service stations
Assets leased downstream	5,401.33	2.27	Electricity consumption by renters
Total	237,794.86	100%	

Energy Consumption

[GRI 302-1] [GRI 302-3] [GRI 302-4] [FB-BR-130a.1]

Energy consumption (MWh)	2020	2021	2022	2023	% change (2015 vs. 2023)
Conventional energy	95,990.00	61,143.30	57,470.32	85,275.98	- 44,16
Renewable energy	321,923.59	307,121.21	325,665.18	285,204.00	N/A
Self-generated energy		3,857.45	4,534.76	10,361.15	N/A
Green certified energy			3,656.99	3,519.98	
Total	471,913.5	376,845.94	391,327.26	383,361.12	N/A

Total emissions in ton CO₂eq

[GRI 305-5]

Scope	2020	2021	2022	2023	% reduction (2015 vs. 2023) (baseline)
Scope 1	212,511.54	182,650.43	167,214.37	170,253.17	36.19%
Scope 2 *Market-based method	76,287.22	48,678.62	43,056.00	63,846.14	29.97%
Subtotal 1 and 2	288,798.76	231,329.05	210,270.37	234,099.31	34.61%
Scope 3	3,490.69	24,807.11	237,794.86	237,794.86	N/A
Total	292,289.46	256,136.16	487,950.07	471,894.17	N/A

We generated 10,361 MW of energy from solar projects, which is equivalent to the consumption of 5,500 Colombian homes in a year.

We are making progress towards complying with our Environmental MEGA [GRI 3-3]

We understand the importance of reducing our carbon footprint as a fundamental part of our commitment to care for the planet. Thus, we are working on transitioning to implement natural refrigerant gases, energy efficiency projects, and renewable energy.

How have we progressed?

Scope	Emissions 2015 tonCO _{2eq}	Emissions 2023 tonCO _{2eq}	Percentage of change
Scope 1	266,816.59	170,253.17	36.19%
Scope 2	91,176.42	63,846.14	29.97%
Total	357,993.01	234,099.31	34.61%

Some of our actions



>>> We were recognized by the LCBA (Low Carbon Business Action) for our commitment to decarbonization and the Company's progress toward more environmentally friendly and sustainable operational processes.

A total of 42% of retail m² were or are being converted to natural refrigerant gases such as CO₂ and propane, improving refrigeration systems' energy efficiency.

- ✔ We are aligned with the **Paris Agreement, the United Nations Framework Convention on Climate Change, Kyoto, and Montreal**, which set out actions to reduce greenhouse gas emissions.
- ✔ During 2023, we used 1.97% more refrigerants compared to 2022 in our refrigeration systems [FB-FR-110b.2], [FB-FR-110b.3].
- ✔ We reduced our R22 consumption by 6.74% compared to 2022.

Since 2012, we have implemented more than **251 energy efficiency projects, 22 solar energy projects, and eco-efficient energy services.**

As part of our efforts to mitigate our carbon footprint, we are developing energy generation through solar panels mounted on the rooftops of our parking lots and stores in collaboration with GreenYellow.



We installed the largest solar carport in Latin America in partnership with GreenYellow, ensuring clean and renewable energy generation.

Viva Malls received two certifications, one as a brand and another in each of its 14 shopping centers



Viva, a brand in the real estate business, receives the Carbon Neutral certification from ICONTEC for the second consecutive year.



14 Viva shopping centers were recertified as Carbon Neutral by ICONTEC, a multinational organization that promotes standardization, certification, metrology, and quality management in Colombia.



Viva has been implementing practices to measure, reduce, and mitigate the impact of our operation, which is framed in the Company's sustainability strategy. Today, we have solar panels that allow us to supply 35% of the energy consumption of the public areas of our shopping centers, we use LED lighting systems, and we implement other sources of wind power generation in some of our assets (our shopping centers have open architectural designs that allow natural air to enter).

Juan Lucas Vega Palacio, Grupo Éxito Real Estate VP.





Our Viva shopping centers have more than **15,800 solar panels**, generating clean energy and **supplying 35%** of the energy consumption for public areas. Wind and solar power generation, the migration to an LED lighting system, and open architectural design are some actions that promoted this certification.

Carulla, the first food retailer in Latin America to be recognized as Carbon Neutral, renewed its certification for the fourth consecutive year

We achieved significant energy savings at this point of consumption by transforming spaces for customers through our interventions under the **Efficiency Design initiative in the 30 FreshMarket stores** of the Carulla brand. We implemented improvements in lighting, natural refrigerant gases in cold systems, and installing doors in refrigerators. This transformation was carried out with different tones and intensities of LED lighting.



The Colombian Institute of Technical Standards and Certification (ICONTEC) has recertified our brand Carulla FreshMarket as Carbon Neutral for each of its 30 stores.

“ We renew for the fourth time our Carbon Neutral certification granted by ICONTEC, we want to be characterized by reducing our environmental impacts to the maximum. This is why we ratify, through this declaration, our commitment to the planet and specifically to mitigation, compensation and adaptation to climate change. ”

Andrés Restrepo, Corporate Manager of the Carulla brand.

We track our Water Consumption
[GRI 303-5]

Year	2020	2021	2022	2023
Water consumption (Thousand Million m³)*	2,010	2,059	2,106	2,408
* Million cubic meters.				

We Evaluated the opportunities and Risks of Climate Change

[GRI 201-2] [GRI 2-25]

As part of our risk and business strategy, we address the disclosure of climate aspects not only as a strategic measure, but as an essential component of comprehensive risk management and our business.



We recognize that climate risks not only impact environmental sustainability but also directly influence our business resilience. By incorporating the recommendations of the TCFD (Task Force on Climate-Related Financial Disclosures) into our strategy, we seek to anticipate, assess, and manage climate risks and opportunities proactively. This integration aligns us with the best international practices, strengthening our position in a constantly evolving business environment.

During 2023, we collaborated with **Transforma, a Colombian think tank that promotes climate action and ecological transitions, and UKPACT** within the Climate Asset **Disclosure Initiative (CCADI)** framework to enhance our capabilities and prepare for disclosure under the **TCFD**. These efforts represented an evolution and complemented the progress made in previous years.

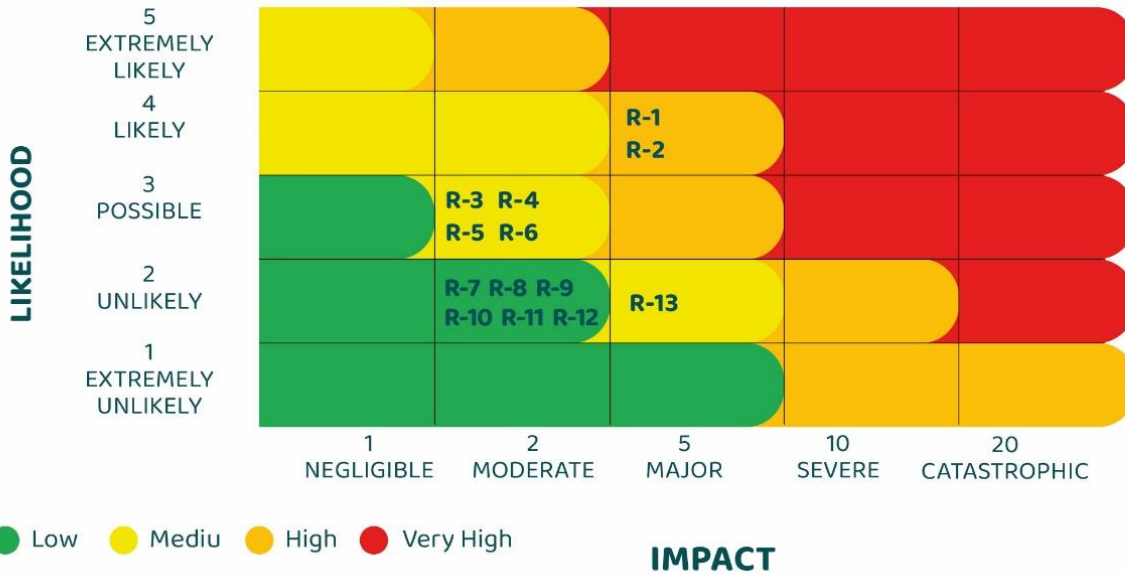
Transition risk management

[FB-FR-430a.3]



Physical risk management

[FB-FR-430a.3]



Risks

R-1	Need to adapt to changes in the energy matrix, given the occurrence of physical climate change events, which may lead to an unintentional increase in GHG emissions.	R-10	Oversupply and increased pressure on inventory management.
R-2	Competition for resources that are becoming increasingly scarce, resulting in conflicts with communities neighboring the facilities where the company carries out its commercial and/or administrative activities.	R-11	Unforeseen rate increases for resources such as water or energy.
R-3	Increase in extreme weather events and/or natural disasters that affect insurance policy expenses or reduce the insurability of assets.	R-12	Extreme weather events that impair the health or well-being of employees.
R-4	Increased frequency and intensity of extreme weather events that affect suppliers' production and their delivery capacity.	R-13	Increased capital investments for adaptation or relocation of assets to new weather conditions.
R-5	Partial or definitive shutdown of operations due to damage and/or loss of assets.		
R-6	Delays in delivery times.		
R-7	Interruption in the operation due to alteration in the supply of resources such as energy or water.		
R-8	Wear and tear, loss or damage to assets and infrastructure.		
R-9	Damage or interruption of road infrastructure, which increases logistical costs or affects supply.		

In line with this first analysis, we have identified three strategic areas that will ease the continued integration of climate change into our business operations by focusing on:

- ✔ **Strengthening risk management by considering climate change as a financial and non-financial risk.**
- ✔ **Providing comprehensive support to our suppliers.**
- ✔ **Capitalizing on the opportunities that arise in this new scenario.**

1 Cross-cutting integration of climate change into the organization's strategic pillars of the organization:

Leading the transformation to a business model that sets an example resilience in the face of climate challenges.

- Identify, understand, prioritize and incorporate the effects of climate change into the business model into the business model.



2 Operational optimization and inclusion of and support for suppliers:

Promoting a chain with a low carbon footprint and high responsiveness to external climate events.

- Coordinated work with suppliers to promote adaptation/mitigation measures climate change
- More carbon-efficient production/distribution processes.

3 Development of new products and services:

Offering innovative innovative products and services risk mitigation risks related to transmission towards a economy.

- Search for solutions linked to the transition and capitalization of new consumer preferences .

Promoting Sustainable Mobility

[FB-FR-000.C] [FB-FR-110a.1]



>>> Our vision is to contribute to the development of more environmentally friendly mobility, driving responsible and sustainable practices at every stage of our supply chain.

- We updated **36 vehicles: 15 rigid (self-driving vehicles intended for cargo transport with a capacity of more than two tons) models 2022 and 16 models 2023 semis of the brand DAF.**
 - We used about **38,651.84 gallons of gasoline** in our own fleet to cover around **3.6 million km.**
 - **38%** of our fleet corresponds to electric vehicles.
- We promote shared transport for our employees. With Try My Ride, we managed to avoid 69,000 kg **CO₂eq.**

Innovation at the Service of Sustainable Mobility



During 2023, we massified an electric bike pilot initially developed in the Éxito Country store in Bogotá to reduce CO2 emissions in last-mile deliveries.

Currently, the initiative operates in strategic stores such as Éxito Laureles in Medellín, Éxito Occidente, and Carulla Pepe Sierra in Bogotá.

These bikes not only improve delivery efficiency but also offer additional benefits such as load capacity, unrestricted mobility, reduced environmental impact, and coverage of high-traffic areas by bike routes.



We Continue to Work to Enable the Circular Economy in the Company


Through actions that allow us to have less and better packaging and promote better systems to increase recycling in the country.

Reduce [FB-FR-430a.4]

We mobilized the reduction of different materials, especially plastics, eliminating their need in operational processes and promoting more durable alternatives.

We work in an articulated with more than **20 areas of the Company** to eliminate single-use plastic elements that will be prohibited in Colombia by 2024 and 2030 (Law 2232 of 2022), looking for comprehensive sustainable solutions that allow us to offer our customers the best shopping experience by innovating in the process.

We reduced **81.5%** of plastic bags delivered to our customers at points of sale compared to the 2015 baseline.



In June 2023, 100% of Carulla brand stores stopped using plastic bags at points of sale and in delivery orders through our digital channels.

We managed to reduce the delivery of plastic bags by 87% vs. 2022.



Get to know our [Packaging Policy here.](#)

From the **Consumer Goods Forum (CGF)** platform, we share experiences and learnings with other global retailers and manufacturers around the circular economy, and we are working on the implementation of the Golden Design Rules to move toward the eco-design of our private label product packaging according to the goals set by the Company.



>>> 59% of our private label products have clear instructions printed on the label about the correct separation of the materials.



Reuse [GRI 301 - 1]

We promote the use of products or elements designed to be used multiple times in order to extend their useful life, seeking to reduce single-use materials and, thus, the generation of waste.



>>> We encourage our customers to bring their reusable bags to make their purchases by giving them almost 5.1 million Puntos Colombia.

- ✔ We used **129 tons** of recycled plastic to make our reusable bags.
- ✔ Our customers purchased **5.9 million reusable bags** in our stores.
- ✔ We implemented different pilots in our logistics operation between CEDIS (distribution centers) and stores, reducing **6.7 kg** of plastic by using reusable pallets.

Recycle [GRI 301-2] [GRI 306-4]

We aim to prevent reusable materials from becoming waste and instead transform them into new materials or products through recycling.

We Make Recycling a Reality in our Operation

18,941 tons of recyclable material collected and sold generated **COP \$13.932.845.904.**

For more than a decade, we have donated to Fundación Éxito all the recyclable material that is generated in our operation, such as plastic or cardboard of the master cases from the products that we sell in our stores.

This is possible thanks to the reverse logistics model that transports recycling to distribution centers, where we have specialized facilities for the refurbishment of such materials.

We work closely with suppliers and partners through Fundación Éxito to market these materials and ensure their use.



100% of the money from selling recyclable material goes to child nutrition projects in Colombia.

16,945.57 tons of cardboard.

4.14% less than in 2022.

1,443 tons of scrap metal.

34.55% less than in 2022.

1,068 tons of plastics.

4.89% less than in 2022.

1,092 tons of others (kraft paper, newspapers, magazines, glass, others).

7.22% less than in 2022.

418 tons of plastic hooks.

6.27% less than in 2022.

We Keep Moving Forward with our Post-Consumption Model, "Soy RE," together with our Customers



We work in line with the Extended Producer Responsibility (Resolution 1407 of 2018 and 1342 of 2020), promoting the increase of recycling rates and sensitizing our customers about the value of materials.

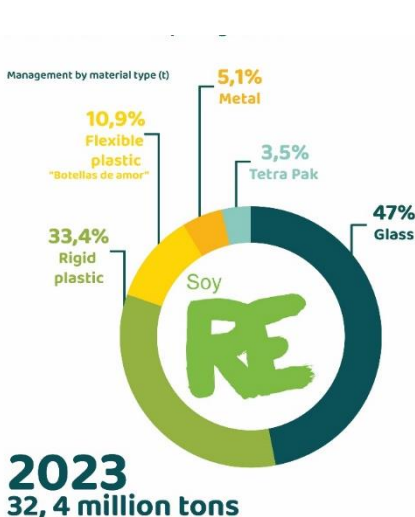
We promote recycling among our customers by incentivizing the delivery of recyclable packaging at **45 collecting points in our stores**, thus ensuring that 100% of the collected materials are destined for recycling processes.



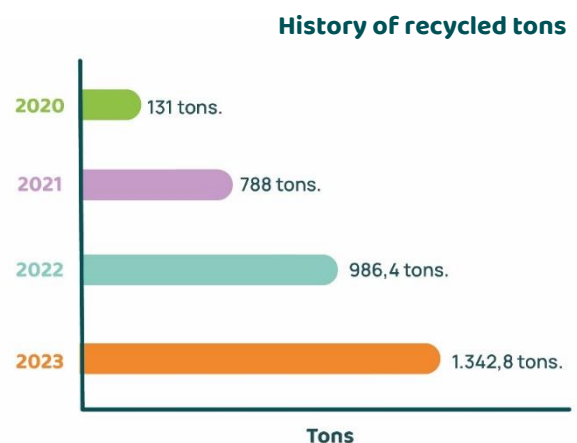
We have presence in the main cities: Barranquilla, Bello, Bogota, Cali, Chia, Envigado, Medellin and Sabaneta, as well as in the stores with the highest traffic of the Company.



We increased by 36% the amount of recycled material vs 2022.



We recycled **1,342.5 tons** of packaging through the SoyRe post-consumer model.





We work to strengthen the "Soy RE" initiative in conjunction with different partners who also bet on recycling: PepsiCo, Sistema Coca-Cola, L'Oréal Colombia, Grupo Bimbo, Colgate, Procter & Gamble, Mondelez, Colcafé, Bavaria.

We collaborate closely with suppliers and allies, through Fundación Éxito, to market these materials and guarantee their use.



Discover [our Soy RE page here](#)

Through "Soy RE," we enabled the returnability of bottles at retail in Colombia with Coca-Cola in one of our stores



With customers' support, we returned 96% of the bottles on the market to the store for reuse, thus avoiding manufacturing new packaging and using approximately 84 kg of plastic.

During 2024, we expect to continue expanding this model in the stores where Soy RE is already present.



Click [here](#) to learn how we are moving forward to becoming a retailer that uses less plastic.

We joined efforts to generate awareness in the care of our natural ecosystems

In partnership with our Employee Fund PRESENTE, we carried out three days of beach cleaning in areas near our tourist destinations of Coveñas and Santa Marta.



We had our first corporate volunteering in partnership with L’Oreal Colombia, Presente, Fundación Éxito and Grupo Éxito. From the material collected during this day, it was possible to donate 180 kg to the Fundación Éxito to be later recycled.



We carry out mangrove and beach cleaning with the sponsorship of GARNIER CLUB as a supplier to Grupo Éxito.

L’ORÉAL



More than 150 volunteers were part of the volunteering days.

We collected 904 tons of waste. We managed to take advantage of 46% of waste.

Our shopping centers Viva Envigado and Viva La Ceja We were certified as “Basura Cero” (zero waste) in the gold category by ICONTEC

[GRI 306-2]



We were recognized for implementing strategies to reduce, reuse, use and value the waste generated in the operation of the certified shopping centers, incorporating actions that promote circular economy.

We effectively used **66% of the total waste generated in Viva Envigado and 72% in Viva la Ceja**, ensuring the incorporation of recyclable and organic waste in new economic cycles and reducing the waste disposed of in landfills.

We Ensure the Proper Disposal of the Waste we Generate

[GRI 306-1] [GRI 306-2] [GRI 306-3] [GRI 306-4] [GRI 306-5]

We ensure the proper use and disposal of the waste generated from our operation according to its classification and potential for reincorporation into new economic cycles.

Type of waste (ton/year)	2020	2021	2022	2023
We recycled the materials resulting from our operation.	32,031	20,975	21,503	18,941
We ensured the correct disposal of hazardous waste.	27.32	29.54	27.23	29.57
We recovered the used cooking oil and managed its reuse.	2,947.69	3,467.87	3,094.92	5,628.49
We reused organic waste in soil bioremediation*.	10,440.53	10,328.46	7,125.13	9,828.29
We disposed in sanitary landfills all ordinary waste.	5,555.30	7,744.55	172,472.76	88,059.72

* Bioremediation of soils through organic waste composting.

We Managed Food Breakdown

[FB-FR-150a.1]

Through prevention actions and different strategies in the operation of our stores, we reduced the generation of food waste and recovered the waste generated.

Our preventive actions and operational strategies minimize food waste generation and optimize its use.

Year	2020	2021	2022	2023
Food intended for loss and waste	17,307	14,425	13,312	17,307
Food used for alternative purposes	1,565	903	758	1,565

As part of the **Food Waste Coalition of the Consumer Goods Forum** – a platform that brings together retail and manufacturing companies worldwide, we implemented actions to reduce food waste in our direct operations and supply chains.



[Learn more](#)

Promoting Supply Chains for Biodiversity Conservation and Protection

[GRI 304-3]

We work with our tier 1 suppliers of live cattle on ecosystem conservation, meat quality, and animal welfare.

Aligned with



Allies with monitoring



Allies for conservation



>>>

Grupo Éxito has been working on the first self-analysis pilot of its tier 1 livestock suppliers since 2019. As a result, the Company is the first retailer in the country to have its direct suppliers satellite monitored at the farm level by an impartial third party that is not associated with the business.

30 properties

2 regions
15.527 hectares
28% tree coverage

2019

118 properties

9 regions
25.779 hectares
29% tree coverage

2020

221 properties

14 regions
49.993 hectares
30% tree coverage

2021

263 properties

16 regions
81.505 hectares
26% tree coverage

2022

464 properties

18 regions
140.028 hectares
29% tree coverage
68 active suppliers

2023

We work with our direct live cattle suppliers to conserve ecosystems, meat quality, and animal welfare.

100% of our tier 1 suppliers of live cattle are monitored by satellite every year under concepts of respect for the agricultural frontier and forest conservation.



We make visible the adoption of maximum sustainability criteria by our suppliers through our private label, "Pomona Sustainable Livestock."

10 of our tier 1 suppliers have GANSO certification (sustainable cattle raising), promoting sustainability practices.



48 audited farms – in field.



29,483 hectares audited.



In five states of the country.



Sales growth of 21.2% of the product Pomona Sustainable Livestock in 185 stores of the brands Carulla and Éxito.

In our supply chains, we implemented the recommendations of the self-diagnosis carried out under the Accountability Framework Initiative (AFI), a coalition of organizations dedicated to the conservation and protection of forests, natural ecosystems, and human rights in production processes.

Forest conservation is now covered by purchase agreements with our direct suppliers.

As part of the beef chain business, we incorporated agricultural frontier, forest coverage, and satellite monitoring criteria.





>>> The Sustainable Livestock Model brings together the guidelines set by our Sustainable Livestock Declaration for the protection of biodiversity, from the purchase of livestock to the sale of the product in the stores.

We are the first retailer in Colombia to implement and certify with ICONTEC our company standard GE-001 Sustainable Cattle Raising Model. This certification recognizes good sustainability practices in our beef and finished product supply chain.



Get to know our Sustainable Livestock page [here](#).

“ **Assuming responsibility for the preservation of our world and its biodiversity requires holding our Company to the highest standards of procedural compliance. We are pleased to announce that ICONTEC has certified our sustainable livestock process. This accreditation is the outcome of our suppliers' and our teams' collaborative efforts. We will continue to work responsibly to offer the best products to our customers, ensuring care for the environment.** ”

María Fernanda Posada, Director of Sustainability.

Sustainable Consumption and Livestock: An Alliance for the Biodiversity of Colombia



This alliance aims to conserve ecosystems, protect biodiversity, and strengthen good practices on livestock farms. The project is funded by the UK Government under its UK PACT program.



With our local partner Horizonte Verde, we installed 3,866 linear meters of live fences as a connecting approach in collaboration.

We have implemented biodiversity management plans in **six farms in the north and south of the country**, where our direct live cattle suppliers are located. In total, we covered more than **9,000 hectares** where we applied actions on:

- ✓ **Creation of corridors of connectivity between bodies of water.**
- ✓ **Enrichment of rivers.**
- ✓ **Installation signs prohibiting hunting and conservation areas.**
- ✓ **Training staff in viverism and nursery maintenance.**
- ✓ **Monitoring fauna and flora.**
- ✓ **Increase forest protection areas.**
- ✓ **Installation of camera traps.**



In partnership with local partner Animal Bank, we installed camera traps as a conservation strategy for constructing wildlife inventories.



100% of our private-label palm oil suppliers are certified Sustainable Palm (RSPO).

Within the framework of this project, the TNFD - Taskforce on Nature-related Financial Disclosures methodology was implemented, being the first retailer to introduce a framework for managing risks and opportunities derived from nature for the beef commodity and **13 prioritized Agrocommodities for private label food.** [GRI- 304]

The first iteration of this initiative has allowed the systematization and scaling of measures and controls for the supply chain, as well as the standardization of processes and goals within the Company.









We planted more than 721,000 native trees in strategic ecosystems in Colombia with our customers and suppliers, joined by de Celsia y Reverdec. The equivalent of planting 1,975 trees daily.

These trees will not only capture carbon from the atmosphere but will also protect bodies of water, recover degraded soils, and provide habitat and food for many species of fauna.



We Mobilize Our Stakeholders Toward Environmental Protection

-  We launched the Circular Economy Course on Red Humana online platform, available to all our employees. More than 900 people participated in 2022.
-  We delivered a course on Climate Change on Red Humana platform, with the participation of more than 574 employees.
-  We attended and were speakers during the Second International Climate Emergency convention *in Bogotá* to share our experience on the road to decarbonization.
-  We attended the Sustainable Livestock Symposium: Link between Carbon Sequestration and Biodiversity of the Global Sustainable Livestock Board.
-  We participated as speakers in the Circular Plastics Packaging South & Central America event in Cartagena de Indias.
-  We were panelists at the event Accelerating the Path of Sustainability through Powerful Alliances organized by L'Oreal Colombia, we shared our experience working collaboratively between different actors.

Achievements of 2023 [GRI 3-3]

- We generated climate change mitigation actions and managed our emissions.
- We promoted business resilience initiatives by incorporating the risks and opportunities related to climate change.
- We strengthened "Soy RE," achieving a 36% increase in the amount of recyclable materials collected, and we added new allies to raise awareness among citizens collectively.
- In 100% of Carulla stores, we eliminated plastic bags at check-outs and in-home deliveries.
- For the first time in the retail landscape in Colombia, we enabled returnability with Coca-Cola.
- Together with our business partners, we promoted the care of biodiversity in our value chain.

Challenges of 2024

- To continue advancing in the fulfillment of our Corporate Environmental BHAG.
- To strengthen the Company's climate governance under the TCFD framework.
- To advance the management of our Scope 3 emissions by connecting prioritized suppliers.
- To eliminate single-use plastic elements that will be banned in July 2024 according to Law 2232 without affecting store customer experience.
- To strengthen the Company's eco-design strategy so that packaging is considered when negotiating the purchase of private label goods.
- To mobilize the growth of recycling through Soy RE and inside the store operations.

Healthy Lifestyle



Enhance our customers, suppliers, and employees toward healthier and balanced lifestyles is possible through actions, and a portfolio of products and services focused on these fronts:

- Promoting healthier lifestyles that enable mental, emotional, social, physical, and nutritional balance in our stakeholders.
- Educating our customers, employees, and suppliers in experiencing healthy lifestyles.
- Promoting goods and services that incentivize healthy lifestyles.

We promote the integral health of our stakeholders through child nutrition, nutritious, healthy, and accessible foods, food education, and the promotion of healthy habits.

The Healthier Lives Coalition of the Consumer Goods Forum

We attended the **CGF's Sustainable Retail SUMMIT**, an event that brings together retailers and manufacturers to drive change and overcome current sustainability and health challenges. **At the CGF Healthier Lives Coalition of Action**, we look for solutions to issues related to new trends in promoting healthier lifestyles and delve into the actions we lead for the integral well-being of our employees.



Bärbel Weiligmann, Global Lead of Workforce Nutrition, and Helen Wray, Lead in Mental Health & Energy Strategy at Mars, Inc., accompanied our reflections to promote strategies for employee well-being.

In 2023, with the alliance for the healthy lives of our consumers, we reached 1,000,000 customers in 166 stores.



We Contribute to the Development of Reliable Foods and Healthy Living

[FB-FR-260a.1] [FB-FR-260a.2]

We are committed to our products' safety, fostering good practices throughout the value chain, and complying with health and labeling regulations. In addition, we strive to offer our customers nutritious alternatives and promote healthy lifestyles through transparent communication and clear labeling on our packaging.

In the constant pursuit of our customer's satisfaction, well-being, and nutrition, this year, we have **reformulated and thus adjusted the labels of 56 products**. This continuous effort aims to comply with Resolution 2492, delivering innovative and quality products according to the healthiest standards for our customers.



>>>

We protect the well-being of our customers [FB-FR-250a.1] [FB-FR-250a.2] with products in suitable conditions for consumption. These measures have proved effective, as we have never been commanded to withdraw our private label products from our stores.



140 products with positive seal.



56 vegetable protein products.



79 organic products.



6.1% of products contain more nutritious ingredients such as fiber, vitamins, minerals, or functional additives.

Our brands offer healthy-themed days to encourage customers to buy products with healthier components.

We work to expand initiatives that promote healthy lifestyles

The word "Taeq" comes from the Eastern words "TAO," which means balance, and "EQUI," which means vital energy. Therefore, "Taeq" symbolizes life in balance.

We offer **more than 400 products**, in several categories formulated by our team of nutritionists and other areas at Grupo Éxito, always thinking about our stakeholders' health, balance, and well-being.

During 2023, **the Taeq brand showed a 47% sales growth**, reaching more than two million customers.



>>>

The Taeq brand offers products with superior nutritional characteristics and high-quality formulations as a unique choice that offers two significant nutritional benefits: reducing or eliminating risky nutrients and increasing other good nutrients such as protein, vitamins, minerals, and fiber.



We removed or substituted ingredients such as industrialized hydrogenated fats, tartrazine, saccharin, and aspartame, among others.



“Feria Vida Sana” Healthy Life Fair: Balance Between Nutrition, Body and Mind



>>>

At the Expo, we carried out several activities focused on inspiring and educating the community about the relevance of adopting lifestyles that favor their well-being.

The fair was attended by 100 exhibitor brands, 42 suppliers, and 34 small business representatives with products and services that promote healthy and sustainable lifestyles for people and the planet.



We conducted the seventh version of the "Feria Vida Sana," an on-site expo with exhibitions in more than 100 stores in various cities around the country. We reaffirmed our commitment to promote healthy lifestyles and work with suppliers to innovate and develop new products with nutritional benefits

- ✓ **Sales increased by 36.2% compared to the sixth edition in 2022.**
- ✓ **Bronzini, our private-label sportswear brand, ranked fourth in sales at the fair and accounted for 75% of the total sales.**
- ✓ **Taeq ranked second, with an 11% share.**
We had more than 1,409 customers in the different activities of the academic agenda, strengthening their knowledge about healthy lifestyles.
- ✓ **Wim Hof activity was a novelty, an expert-guided ice immersion method that provides great health benefits, such as better sleep and muscle relaxation.**

The Expo Featured more than 40 Activities, during which our Visitors Learned About Nutrition, Exercise, and Awareness.

- ✓ **Exercising:** Yoga classes, spinning, pilates, medicine on the move, functional classes and new trends, healthy rumba, among others.
- ✓ **Awareness:** Discussions on trending topics: Intermittent fasting, nutritional tables, the importance of breathing By Sara Mesa, the importance of a good diet in early childhood, By Fundación Éxito.
- ✓ **Nutrition:** Classes with our Taeq's Escuela de Cocina Chefs: Sara Mesa and Estefi Borge, and support by our quality team workshops with boys and girls.

We seek to be part of the essence of the country and each of the regions in which we operate because **in this way we contribute to their well-being and development, promoting the production of the textile, agricultural and artisanal industries, the generation of employment and the construction of opportunities for communities in the country.** In our international operations in Uruguay and Argentina, we also focus on contributing to the transformation of the retail of these countries, with innovation in formats, technologies, products and sustainable practices.

“ We want to reach the whole family with the Healthy Lifestyle portfolio. It is important that we all can enjoy a healthier diet and habits that allow us to feel better and take care of the planet. That is why we work on three fronts: Nutrition, exercising, and awareness. Eating well is vital but is one of the three parts, exercising allows us to be active, and awareness can be worked with alternatives such as personal care, with more friendly ingredients, ecological products, and practices such as meditation and rest. ”

Edna Milena Rico is the director of the Vida Sana Expo.

Allies

**BODY
TECH**

SURA

WELLNESS

Rappi

RappiTurbo

For the first time, we celebrated Taeq Days in our brands at the Vida Sana Expo.

Twelve Years Teaching Culinary Lovers to Develop New Gastronomy Techniques

After a decade of teaching the culinary arts to thousands of people, “Escuela de Cocina Carulla” (Carulla's Cooking School) has reached more than **1.27 million persons, experts, and amateurs**, with training programs led by the most important gastronomic experts in the bakery, bread and pastry, tapas, and beverage industry, among others.

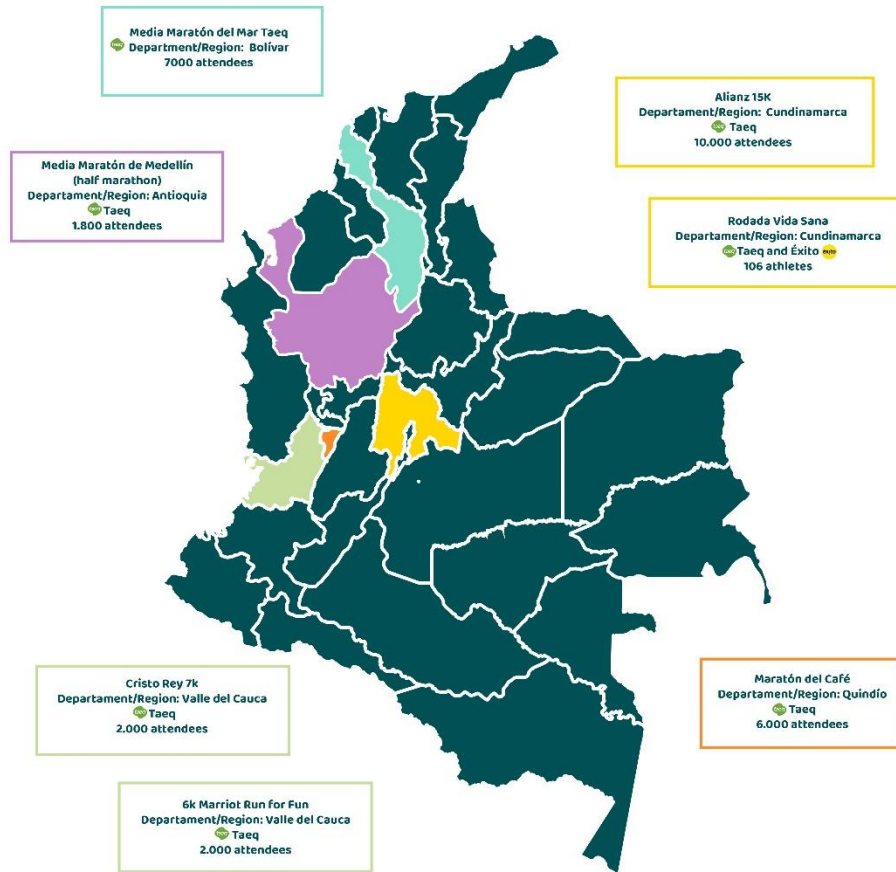


>>>

With the “Escuela de Cocina Carulla,” we continue promoting local procurement and balanced foods through the Mediterranean, Italian, French, and South American Festivals.

Alternatives that Promote Healthy Lifestyles

We support sports events that promote physical activity, healthy competition, and community integration. In our commitment to sports activity, we seek to inspire people to adopt healthy lifestyles and enjoy the benefits of physical activity for overall well-being.



We Enjoyed our “Rodada Feria Vida Sana”

Before the “Feria Vida Sana,” we started our first cyclist event in Bogotá to promote interaction with sports, good habits, health, and quality of life.



A total of 106 amateur cyclists took part in two tour events (80k and 60k)



We promote healthy living habits with our collaborators

With the Consumer Goods Forum, a global network that brings together consumer and retail companies to drive more efficient business practices, we launched our pilot **"Muévete por tu Salud"** (Exercise for Your Health), a comprehensive self-development program where, for six months, we work on healthy lifestyles, physical activity, recovery times, healthy eating, and mental health of our employees. This program is based on five pillars: sports, personal diet, spiritual development, intellectual diet, and rest.

Three stores were reached
Over 600 employees took part .



The result: Decrease in absenteeism by 27% and decrease in accident occurrence by 48% in said stores

This initiative is an opportunity to connect customers, partners, and suppliers with our products on a path to health and general well-being.

In alliance with:



We Care for Our Employees and Customers

[GRI 403-3] [GRI 403-4] [GRI 403-6]

We developed purposeful strategies to balance the body, mind, and spirit through the preventive program **"Quiérete mucho, cuídate más, piensa en ti"** (Love yourself, take care, think about you).



We developed 1,084 face-to-face activities for our employees, where we worked on issues related to mental health, food, screening, contraceptive methods, and the importance of exercising to improve health.

- ✔ We positively impacted more than 24,4235 employees through training events.
- ✔ We published valuable social media content, discussing some products' nutritional benefits.
- ✔ Mental health guidance for employees.
- ✔ Nine videocast episodes where we talked about the importance of healthy food and its impact on healthy lifestyles.



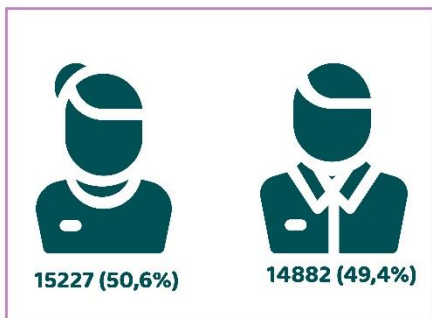
Spaces of the preventive program love yourself a lot, take care of yourself more, think about yourself.

We carried out our psychosocial survey; the outcome of this will help us identify and measure factors that impact health and well-being in the workplace. Said innovative instrument focuses on the interaction between the work environment, job content, and organizational conditions.



The development of this survey has allowed us to prioritize work plans on leadership and social relations, working days, and consistency of the role.

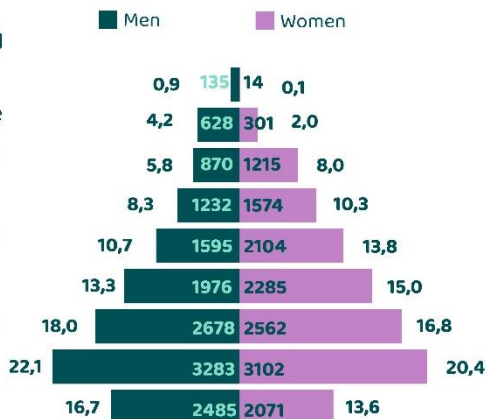
Socio-demographic aspects



n = 30132 officials

Population pyramid (age groups)

Over 60 years of age
 From 56 to 60 years
 From 51 to 55 years
 From 46 to 50 years
 From 41 to 45 years
 From 36 to 40 years
 From 31 to 35 years
 From 25 to 30 years
 Under 25 years of age



Achievements 2023 [GRI 3-3]

- We were able to measure the psycho-social risk of our employees with more than 30,116 respondents to the survey.
- Through the “Muévete por tu salud” (Move for Your Health) program, we connected providers and employees in a joint commitment to wellness.
- Taeq sales grew by 47%, reaching over two million customers.

Challenges 2024

- Encourage practices that contribute to the mental well-being of our employees.
- Continue mobilizing actions and alliances that allow us to get our stakeholders together around the culture of integral well-being
- Explore new consumer categories that promote healthy lifestyles with our Taeq brand.

The Success of Grupo Éxito is in its People



Achieving our goals is only possible thanks to the work of our people, so we strive to attract and nurture our human talent. We work on these fronts to reach our goals:

- To develop our employees in terms of being, knowing, and doing.
- To be attractive, diverse, and inclusive.
- To promote gender equality.
- To work for the dignified life of our employees
- To encourage social dialogue.

COP \$52.528 million invested in benefits directed to our employees and their families.

36.058 employees.
[GRI 2-6] [GRI 2-7] [GRI 2-8]

2,102,740 hours were dedicated to hybrid, in-person, and virtual training to support our employees' growth.

We are motivated to improve the standard of living and support the growth of our people's being and doing

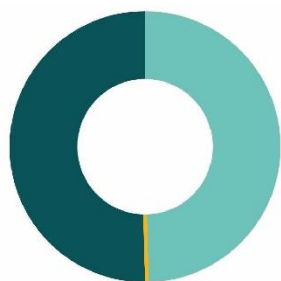
As we are Nourish Colombia with Opportunities, we also put our workers and their families first by creating decent living conditions, helping them to advance in their education, upgrading their housing, and encouraging organizational culture transformation that ensures social dialogue, gender equity, and people's well-being.



We reaffirm that nourishing Colombia with opportunities via the importance of social and environmental consciousness is our greater aim. In addition to becoming a profitable business, we hope to contribute to the creation of a society that is more inclusive and equal.

Juan Felipe Montoya Calle, Grupo Éxito Vice-President of Human Resources.

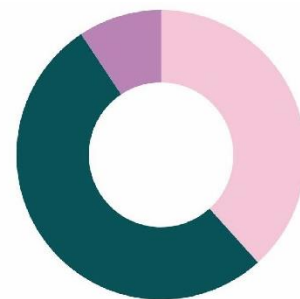
33,683 employees with indefinite term contracts:



- 50.37% women
- 49.62% men
- 0.01% others

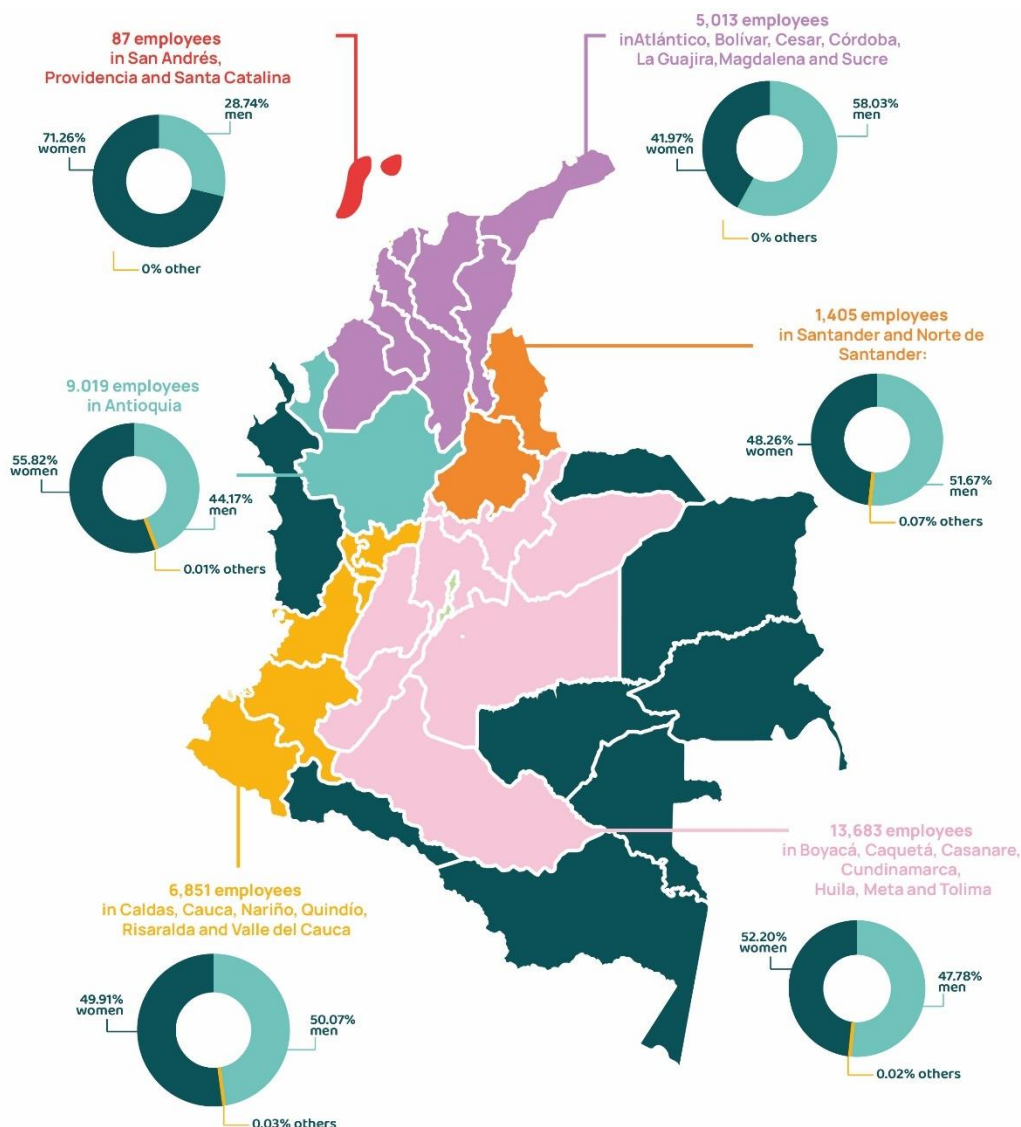
Employees with disabilities:
8,60%

Distribution of employees by age [GRI 405-1]:



- 38.05% younger than 30
- 52.58% between 30 and 50 years old
- 9.37% 50 years and older

Employees who are at a more significant risk of vulnerability
0,61%



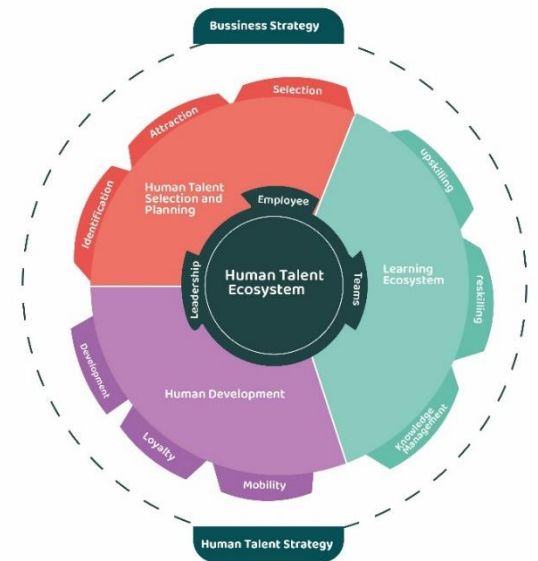
Employees from other countries who work in Colombia

Country	Employees percentage	Percentage of the organizational structure's tiers 1, 2, 3, and 4
Colombia	98,31%	99,32%
Ecuador	0,01%	0,14%
United States	0,01%	0,14%
France	0,01%	0,27%
Vevezuela	1,61%	0,14%
Other	0,04%	0%

We Enable Transformational Experiences to Connect Talent with Purpose

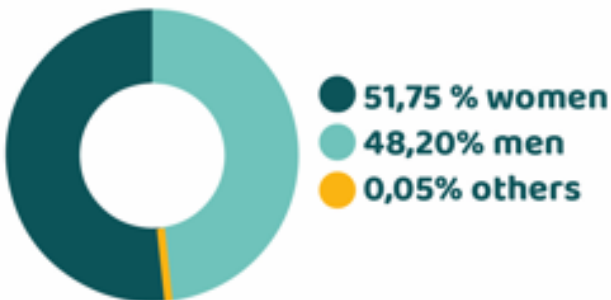
We are committed to developing our talent to achieve results, a process that includes planning, leadership, and learning ecosystems. The employee experience becomes crucial, as does the application of the skills model, which permits role assignment based on each employee's knowledge and skillset, enabling those skills needed to take on new challenges. By doing this, we build a networked talent system that serves as a strategic facilitator for the expansion of the Company and the employee's individual and professional development.

Our People and Sustainability



18.646 new hires [GRI 401-1]

Hiring by gender



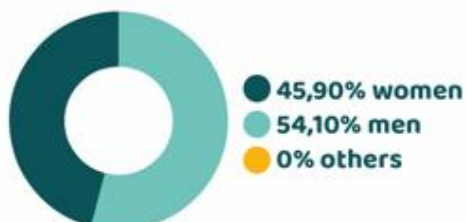
Hiring by organizational structure



Around COP 162,463 invested per employee in selection and hiring processes.

2.632 employees promoted [GRI 405-1]

Collaborators promoted by gender



Collaborators promoted by organizational structure



Turnover rate: indefinite-term contracts

27.6% indefinite-term turnover *22.4% voluntary turnover.

Personnel rotation by gender



Turnover rate per organizational structure



These are some of the strategies implemented to promote employee retention:

- ✓ Changing the type of employee contract from fixed-term to indefinite-term.
- ✓ Hiring the operational-level employees directly –instead of through a third-party employer– and using an indefinite-term contract.
- ✓ This means greater stability and job benefits. However, this new setup resulted in a significant rise in the turnover formula's base, which makes our figures non-comparable compared to prior years.

Developing the Being to Enhance the Doing [GRI 402-2]

We Implemented a Skill-based Model for Integral Growth

We prioritize the development of skills that enhance professional growth so that our employees acquire the know-how needed to face current and future challenges.



Learning process as a Great Ecosystem

[GRI 404-1] [GRI 402-2] [GRI 404-3]

We are committed to strengthening our employees' abilities by providing them the tools they need to contribute to the workplace.

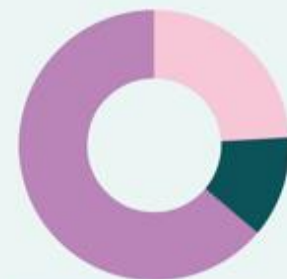


>>> Freshers, payments and transactions school

- ✔ Focusing on developing abilities in crucial positions for long-term permanence and difficult to fill positions.
- ✔ Model Support Projects
Omnicanality 2X and Éxito Media
360Pilos@s Semilleros ESUMER-Projects



We offer 2.102.740 hours of training:





>>> 1,598 women in leadership positions received training.

✔ We invested, on average, COP 64,961 in training per employee and delivered an average of 41.6 hours to this process. [GRI 404-1]

✔ 50,492 employees were trained to strengthen their skills and development. [GRI 404-2]

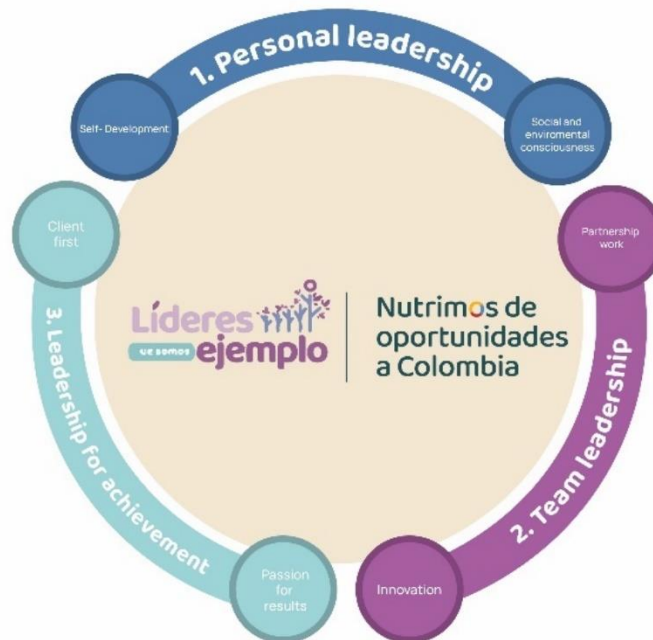
** The figure is higher than the actual number of employees because it includes those who attended the training session and left the Company afterward.*

✔ 346 employees in the STEM category received training.

Leaders as Promoters of Transformation



Our three-dimensional leadership model enhances decision-making, adaptive ability, and dialogue, enhancing strategic approach and outcomes.

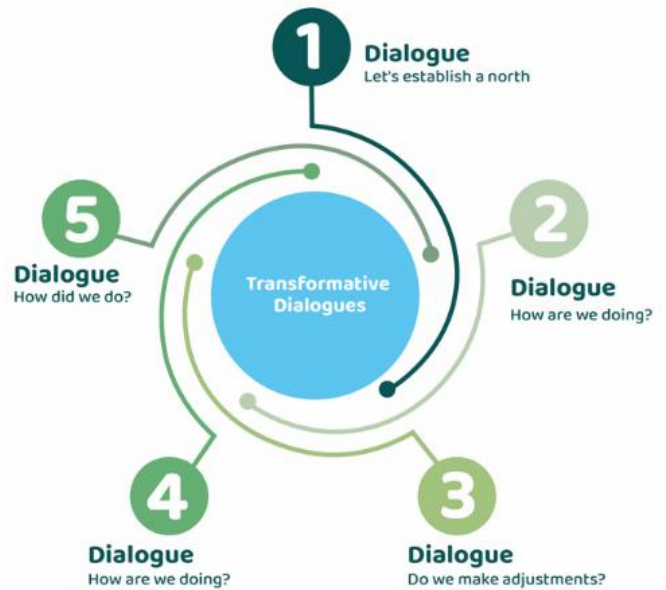


In addition, we recognize and value what our employees are, do, and know as key drivers in the transformation of our team and the business through different tools.

388 leaders participated in the “Escuela de Liderazgo en Evolución” which aims to strengthen self-development, as organizational capacity, and adaptability and develop key competencies for transformation.

Performance Model

Our leadership model incorporates elements of adaptive capacity, dialogue, and decision-making. We recognize and value what our employees are, do, and know as key drivers in the transformation of our team and business.



5,338 employees were evaluated by their leaders in assessments by objectives.

Grupo Éxito's Recognition Model

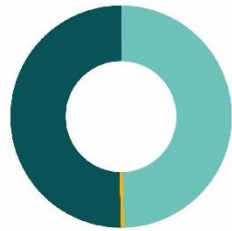
Grupo Éxito's Recognition Methodology is centered on recognizing people for who they are, what they know, and how they do it. It also seeks to highlight and celebrate actions and accomplishments that leverage and influence the Company's mission, strategy, and culture through organizational principles.

It connects with talent loyalty and strategy accomplishment. There are two official tools to make recognition: Teams Application and Redhumana Module.

Commitment of Our Employees

29,705 of employees expressed 90.5% commitment and an E-NPS of 70.6.

Participation of ENPS employee by gender



- 50.37% women
- 49.62% men
- 0.01% others

Modelo de Reconocimiento



Participation of ENPS employee by organizational structure



- 0,08% Senior Management positions
- 2,36% Director positions
- 28,79% Supervisor positions
- 68,77% Operational positions

In addition, our employees could express themselves in other dimensions such as job satisfaction and purpose.

Our people are the Best Reason to Smile

We provided these benefits in alliance with our employee funds, Presente and Futuro, to impact and improve our employees' and their families' quality of life.



We invested COP 52,528. Million in 400,000 benefits for our employees and their families.

“Having your own home is learning and trusting first in God that dreams do come true, if we work for them. Grateful to this company for pushing me to achieve it every day.”

Derly Johanna Espinosa Triana, assistant control units 2 sanctions - Éxito Cabecera.

Health



- ✓ **31,389** benefits for our employees and their families.
- ✓ We invested **COP 1,883 million** in health promotion and illness prevention initiatives. 12.47% more than 2022.

Housing



- ✓ **44** benefits were delivered. 51.11% less than in 2022.
- ✓ We provided housing loans of **COP \$1.400 million** for the purchase, building, or upgrading of dwellings.

Education



- ✓ **15,209** benefits granted to our employees and their families.
- ✓ We invested **COP12,007 million** on personal and academic development of our employees and their children.

Mi Pensión



- ✓ **COP253 million** were invested in advisory services.
- ✓ We accompanied **4,029 employees** on their retirement process. 88% more than in 2022.

Employees Assistance Programs

Working Hours Flexibility



- ✓ **29,723** granted benefits. 26.21% more than in 2022.
- ✓ We provided our employees with **22,541 hours** of free time for personal or family activities.
- ✓ **COP 1,379 million** invested.

Personal and Family Economics School

- ✔ We trained **346 employees** in financial planning to help them manage their homes and lives. 84.44% less than in 2022.
- ✔ **COP 104 million** invested in these advisories.

Recreation and Sports

- ✔ We invested **COP 1,330 million** in recreation and sports programs for 30,490 beneficiaries among employees and their families.

Mi Renta **TRIBUTI**

- ✔ We assisted **1,500 employees** and their families in preparing their income tax returns correctly, efficiently, and securely through the administration and assistance of our strategic partner, Tributi.
- ✔ Investment of **COP 81,081 million** in this initiative.

Celebrations

- ✔ **A total of 24,481** benefits granted.
- ✔ We invested **COP 1,470 million** on special day celebrations for our employees and their families.

Working from Home

- ✔ **1,005** of our employees at administrative headquarters implemented hybrid work (three days in person and two days remotely from home).

Por ti es Posible



- ✔ We recognized **3,459 employees** for their years of service to the Company.









Comprehensive support for our seniors: 146 adult employees over 50 years old.

155 benefits accessed.

[GRI 201 -3]

Vínculos de amor [GRI 401-3]

Maternity and Paternity Benefits

-  We provided benefits for our employees to take care of their children. We provided them with tangible and digital instruments for the children's growth as we followed up on them through the stage of becoming parents through an accompaniment model based on the Tool-Be system.
-  Allowances for the birth or loss of a child at gestational age
-  At some facilities, we provided new moms with a 30-minute extension of breastfeeding legal time, on top of what the current legislation mandates (by the Law on the Adequacy of Breastfeeding Rooms' requirements)
-  1,201 benefits granted and **COP 809.21 million** invested.
-  A total of **1,000 employees** had access to benefits such as newborn allowance, loss of a child during gestational age allowance, Vínculos de Amor program for the care of children, nutrition to grow, school and/or university tuition allowance, allowance for parents with children with disabilities and early childhood programs.
-  **COP 451,818** million invested in the Vínculos de Amor program.



We Continued to Work for the Dignified Life of our Employees

Since 2022, we have decided to contribute to alleviating poverty in our population by identifying the IPM (Multidimensional Poverty Index).

In 2023, we continued to positively impact the lives of our employees through the following actions:

Employment	<ul style="list-style-type: none"> ✔ 263 people in job preparation programs. ✔ 1.154 people with work attraction programs. ✔ We promoted affiliation to the general health system for 1,012 households.
Health	<ul style="list-style-type: none"> ✔ We succeeded in getting 100 of our employees' children registered with the health system. ✔ Close to 200 children of our employees received telemedicine care.
Housing	<ul style="list-style-type: none"> ✔ 7 employees with new homes. ✔ Provided legal aid to 128 employees with their housing legalization.
Early Childhood	<ul style="list-style-type: none"> ✔ 70% of infants affiliated to Telemedicine. ✔ 50% of infants affiliated to Health Services. ✔ 195 infants received nutrition programs.



We are Proudly Diverse and Inclusive

We recognize that diversity contributes significantly to the Company's exceptional performance; our cultural statement is founded on respecting and accepting diversity in all forms, including age, gender, sexual orientation, ability, race, and beliefs. With this, we want to foster a sensitive and inclusive environment.

- ✔ We promote diverse work teams and inclusive environments.
- ✔ We acknowledge, value, and respect everyone regardless of gender, color, origin, socioeconomic level, sexual orientation, ability or disability, politics, or religion.
- ✔ We embrace a healthy exchange of opinions and advocate for empathy.
- ✔ Our initiatives are focused on creating a more inclusive and diversified pathway for opportunities.
- ✔ More than **12,000 people reached**. More than 46,000 views in 26 online training programs.
- ✔ Participation in five external forums.
- ✔ A total of **100 participants** in the PepsiCo Mujeres con Propósito program.



“ Living true to who I am allowed me to live fearlessly and without limitations. ”

Diego Sepúlveda, hunter Marketplace, Medellín.

We are the First Retailer in Colombia Certified with the Friendly Biz Seal

It recognizes actions that highlight a Company's commitment to tolerance and anti-discrimination in working environments.

The seal was given by Cámara de la Diversidad, a coalition of over 250 businesses and organizations dedicated to promoting the economic empowerment of Latin America's diverse populations, particularly in Colombia



We are Prepared at your Signal

Our center for sign language interpreters enables us to assist deaf employees, customers, or suppliers in communicating with one another. In 2023, we trained **30 people**.



“ This service facilitates the adaptation process of people with hearing disabilities, since it makes them feel welcome, generating a valuable experience and reaffirming that we are an inclusive company. ”

María Adelaida Jaramillo Lemos, Culture director

>>>

Learn more [here](#)

We Promote Labor Inclusion

Our employees can get help to correct their name and/or sex/gender on identity documents. We provide support to those who are in transition and wish to make these changes legally.

We are always close. Click [here](#) for more information



>>>

The activation of Grupo Éxito's own brands during the International LGBT Pride Day march in Medellín.

We have a human talent workforce of 4,102 people from diverse populations

We continually strive to expand spaces and opportunities for our diverse population. Our commitment is reflected in constant work to establish alliances that drive these actions.

- ✔ **47 at-risk youth.**
- ✔ **419 armed conflict victims .**
- ✔ **22 demobilized people and/or their families.**
- ✔ **253 with disabilities (acquired before admission).**
- ✔ **345 military personnel and/or their families .**
- ✔ **Two former inmates and/their families.**
- ✔ **437 members of the LGTBIQ+ community.**
- ✔

We Continue Making Progress in Closing Gender Gaps

The Equipares seal is a designation bestowed upon companies dedicated to gender equity and diversity in the workplace by Equipares, a strategic cooperation between the National Government led by the Ministry of Labor and the United Nations Programme. Achieving this seal attests to the Company's adoption of procedures and guidelines that support gender equality and equal opportunity for men and women and an inclusive environment for all gender identities.

It is a seal that confirms the Organization's sincere desire to create a diverse, inclusive, and respectful workplace.



106 women graduated from the “Mujeres Líderes” program.

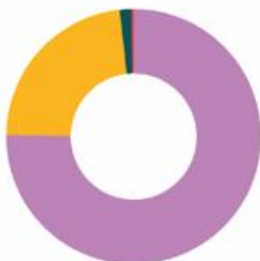
The “Academia Diversa e Incluyente” consists of 25 programs. [GRI 410-1]

We achieved 26 trainings for



- 28% Senior Management positions are held by women
- 38% Director positions are held by women
- 46% Supervisor positions are held by women
- 53% Operational positions are held by women
- 34% STEM positions are held by women
- 39% commercial positions with managerial level are occupied by women

Percentage of women per organizational structure



- 0,04% Senior Management positions
- 1,47% Director positions.
- 23,10% Supervisor positions.
- 75,39% Operational positions

>>>

Learn more about our [Living Wage Policy](#).

We Foster Spaces for an Equitable and Inclusive Society

We have developed a bias-free environment to discuss emerging masculinities and their essential goals for achieving gender equality. "Hombres Inéditos creates a community free of stigma, violence, and discrimination- a safe place for everybody.

Salary ratio [GRI 405-2] [FB-FR-310a.1]

	Salary Ratio
Average - Middle	0,97
Average - Middle + Incentives	0,96
Management positions	0,84
Managerial positions	0,97
Supervisor + operational	1,01

We Promote Social Dialog [GRI 2-30] [GRI 407-1] [FB-FR-3101.2] .

Reconocemos el derecho de asociación sindical y el derecho a la no asociación sindical, respetamos los acuerdos colectivos y propiciamos el diálogo social con los diferentes actores. Contamos con cuatro convenciones colectivas de trabajo y un pacto colectivo de trabajo para la industria de alimentos que rige las condiciones laborales, negociado también en el mismo año.






To preserve equity, we provided 100 Company employees with the same financial benefits outlined in the collective agreements

The Labor Coexistence Committee handled 35 employee complaints about suspected acts of labor and/or sexual harassment. Each one was closed and assured of secrecy, confidentiality, due process, and recommendations. [GRI 406-1].

We Safeguarded the Health and Safety of our Employees


[FB-FR-310a-3]

We work to encourage a culture in which everyone looks out for themselves by:

- 
“Sanamente:” Strategies for body, mind and spirit to be in balance, preventive program love yourself a lot, take care of yourself more, think about you.
- 
“Conscientemente:” Conscious strategies that enable us to operate safely include raising awareness, preventing and mitigating hazards, implementing collaborative programs, and taking care of oneself.
- 
“Con-sentido:” Strategies in which we encourage the transformation of capacities by utilizing techniques for knowledge and skills, involvement, communication, and participation.

[GRI 405-5]

115.285 hours of workplace health and safety training



	Women	Men	Other	Contractors
Disability due to common illness	20.939	11.895	7	N/A
Absenteeism due to occupational diseases [GRI 403-10]	124	119	0	N/A
Absenteeism due to occupational accidents [GRI- 403]	773	937	0	N/A
Fatalities	0	0	0	0
LTIFR*				
	2020	2021	2022	2023
Percentage of employees	0	10,47	12,65	12,08
Percentage of contractors	0	8,16	8,54	17**

* Lost Time Injury Frequency Rate (LTIFR)

** This figure covers 80% of third-party employees.

Learn more about our [Health and Safety Policy at Work](#) [GRI 403-1] [GRI 403-2].


Achievements during 2023

- We received the Friendly Biz seal certification. We are the first retailer in the country to obtain this certification.
- We received the Equipares Award as the Best Retail in Latin America in Equity, Diversity, and Inclusion
- We reached nearly 3,000 employees and their families under the Vida Digna program.
- We covered 100% of the employees with variable salary frameworks.
- We integrated our leaders' growth according to our leadership model through self-improvement, increasing the leadership evaluation scores of 3,008 leaders from 8.8 to 8.92 points.
- Climate, Culture, Commitment, and ENPS Survey: 90.5% commitment and 70.6% ENPS.

Challenges for 2024

- To achieve Equipares Gold Seal recertification
- To continue the Vida Digna model
- To implement the new Change Management Unit model
- To consolidate strategies to Increase Female Leadership
- To continue self-development as an organizational capacity for adaptability
- To continue the actions that strengthen Grupo Éxito as a decent employer to continue Nourishing Colombia with Opportunities
- To continue identifying key skills and knowledge that leverage business continuity and transformation.

Governance & Integrity



We build relationships of trust with our Stakeholders within the framework of integrated performance under high standards of corporate governance, ethics, transparency, respecting human rights, and promoting actions that bring us closer to the community.

To achieve this, we focus on:

- Play the role of corporate citizens, deepening bonds with the communities.
- Promote good corporate governance practices.
- Foster respect for human rights.
- Promote standards of ethics and transparency.
- Facilitate diverse and inclusive environments.
- Promote the development of trust.
- Dialogue with stakeholders to understand their expectations and incorporate them into our decision-making processes.



We remain one of the 10 most sustainable *retailers* in the world.



Find out more information [here](#)

>>> We are Colombia's most sustainable retail company, the second in LATAM and the seventh worldwide.

For the fifth consecutive year, we are a Sustainability Yearbook Member 2023 – S&P Global



For the fifth consecutive year, we stood out in the Corporate Sustainability Assessment (CSA), one of the most internationally recognized rankings created by S&P Global to assess companies' management in the environmental, social, economic, and corporate governance dimensions.

Being part of this top ranking highlights our commitment to implementing increasingly sustainable business strategies and practices in a market that demands more transparency and in which sustainability has become a main focus.



We are in the 97th percentile of the global industry, scoring 73 points out of 100.



We moved up four points, an increase compared to the result in 2022. This demonstrates our commitment to give the maximum possible in the actions implemented through the sustainability strategy.

We Maintained our Carbon Disclosure Project (CDP) Rating for the Climate questionnaire with a score of B-



This means we are a company that takes conscious action on climate issues. We outperformed the national average of 5.1.



Learn more about the CDP category [here](#).

We are once again part of the top 10 companies with the best reputation in Colombia

According to the Merco 2023 (**Business Monitor of Corporate Reputation**) survey, a benchmark in Latin America that evaluates companies' reputations, we rank seventh among the companies with the best reputation in the country. Furthermore, Carlos Mario Giraldo Moreno, our CEO, confirmed that he is among the nation's top business leaders.

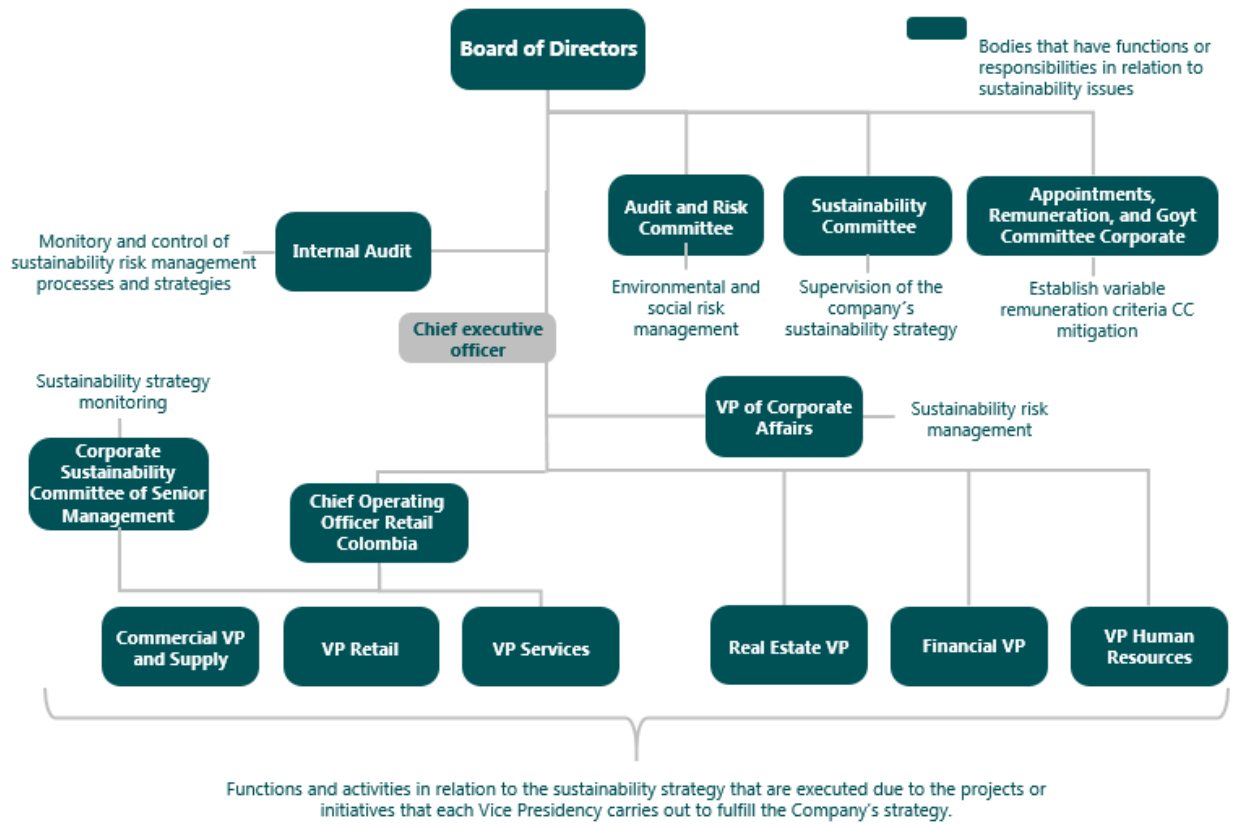


We Promote Excellent Practices in Corporate Governance

Good corporate governance practices have been implemented to manage the organization's sustainability strategy, among other topics. These practices are led by our CEO and supported by the Board of Directors and the Vice President of Corporate Affairs.

The Board of Directors is composed of nine members, elected by the General Shareholders' Meeting, three of which are independent. Its composition reflects the diversity of its members in professional, academic, and personal aspects such as gender, nationality, age, race, etc. To ensure their complementarity and that their activities are carried out harmoniously with all stakeholders, seeking a balance between economic, environmental, and social aspects.

The Vice President of Corporate Affairs implements the policies that support integrating risk management and opportunities derived from materiality analysis in all organizational processes and aims to harmonize our sustainability strategy's social and economic components.



We updated six corporate policies

To provide a relevant response to the social and environmental changes, we have updated:


 **Sustainability policy.**

 **Biodiversity Policy.**

 **Packaging Policy.**


 **Human Rights Policy.**

 **Diversity and Inclusion Policy.**

 **Occupational Health and Safety Policy.**

We Created new Corporate Processes and Policies

[GRI 2-23] [GRI 3-3]



- ✓ [Quality and Safety Policy](#)
- ✓ [Sustainable Marketing Policy](#)
- ✓ [Biodiversity Risk Assessment Process 2023](#)
- ✓ [Sustainable Supply Chain Management](#)
- ✓ [Microsite of Sustainable Livestock](#)

Contributions

Contributions to lobby groups, interest representation, or alike	COP \$ 0
Contributions to political campaigns [GRI 415-1]	COP \$ 0
Contributions to Trade associations [GRI 2-28]	COP \$ 271.566.633
Contributions to climate-related organizations and/or associations	COP \$ 127.773.815
Other (e.g., expenditure related to electoral measures or referendums)	COP \$ 0

**During 2023, we did not make large contributions or associated expenses.*

We Promote Standards of Ethics and Transparency Among our Stakeholders

We continue to strengthen our compliance processes, comprising the **Transparency Program, the Money Laundering Risk Prevention Program, Terrorist Financing and anti-money Laundering and Combating the Financing of Terrorism (AML/CFT) policies and actions, as well as the Personal Data Protection Program.** These programs frame our culture of integrity, respecting the principles, values, and regulations that guide us. They act as key enablers, generating value and achieving our strategic objectives.

We highlight the leadership and commitment shown by the Senior Management in promoting initiatives that raise maturity and consolidate programs, such as updating risk exercises to strengthen prevention and control. In addition, we have focused on forming and cultivating a culture of transparency among employees concerning the different elements.



>>>

We promote a culture of transparency through the continuous training of our employees, reaffirming our commitment to integrity and ethics at all levels of the organization

We are Promoters of Transparency Actions

We directed communication and awareness actions on the policies of the Business Ethics Program to 492 suppliers of goods, services, and products, fundamental allies for constructing transparent, sustainable, and high-value relationships.

To recognize each leader and employee's contribution to upholding an ethical corporate culture characterized by a coherent behavior between thinking, saying, and doing, we developed the annual communication plan "Soy Transparente."

Together with Puntos Colombia, Éxito Industrias, and LTSA, we hosted and received in our facilities the other members of the Comité de Cumplimiento Empresarial Colombiano (Colombian Business Compliance Committee) in a working session to address topics related to the evaluation of controls and monitoring of compliance programs. Within the framework of ethics as a guiding pillar of the fulfillment of the superior purpose, BHAG.

In total, 6.072 employees received training

using a methodology focused on focal aspects for managing certain risks with higher exposure in specific areas and processes, such as check-out and remittances clerks, bank branches, and payment station tellers.

41.435 employees were trained in the virtual module "Guardianes Éxito," an innovative training program on adequately managing the risks of fraud, bribery, corruption, ML/ TF, processing of personal data, and compliance with its regulations.

This year, **we received 53 points in the NPS**, a tool that measures customer loyalty. 10,42% more than 2022.



We carry out constant training and generation of a culture of transparency in our collaborators.

We Work to Guide Policies Toward Equity and Inclusion Practices to Help Create a Society for All

[GRI 414] [GRI 308]

In addition to promoting our human rights policy to transform our stores and value chains, our goal is to make our internal human rights model a pillar for the Organization. This commitment translates into the creation of a business fabric that embraces diversity and inclusion in all its forms, thus promoting a positive and sustainable impact in the chain.

11 stores transformed with accessible infrastructure.



We trained and sensitized 30.757 employees to adapt work teams and the surroundings to make them more inclusive for the population with disabilities.



Thirty of our colleagues are trained in sign language interpretation.

Recognitions and awards



We were recognized as the most equitable company in Colombia's commerce sector.



We achieved seven seals: "Barranquilla de Primera," delivered by the Mayor of Barranquilla and the Presidential Council for the Participation of People with Disabilities.



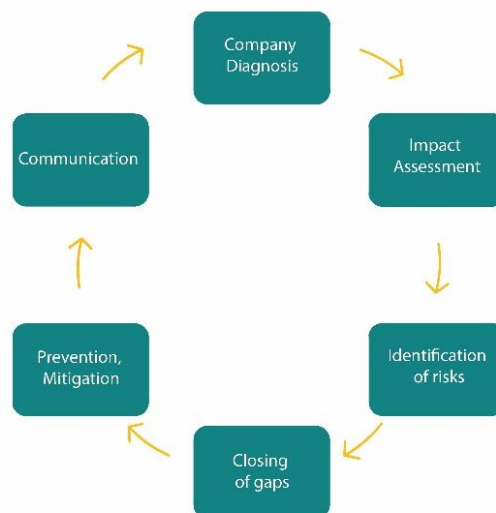
We received the "Juntos" Award for the inclusion by Comfenalco.



Sello Barranquilla Incluyente

We Promote Respect for Human Rights within Our Operations

We continue to work on an ongoing basis in our Human Rights Due Diligence process, based on the **Guiding Principles on Business and Human Rights, the OECD Guidelines for Multinational Enterprises, and the OECD Due Diligence Guidelines for Responsible Business Conduct**. In this process, for the second time, we carried out our assessment of human rights impacts at the corporate level, implementing a methodology developed by LH Law & Consulting, an independent third party not linked to the business, based on various sources such as the **Human Rights Compliance Assessment Tool (HRCA) of the Danish Institute for Human Rights, the methodology of the Corporate Human Rights Benchmark and the UN Guiding Principles Reporting Framework by Shift**. Our process consists of six stages, which are described below:



1 Company Diagnosis: We conducted a company-wide study to verify compliance with international human rights due diligence standards, identify gaps, and create an implementation plan.

2 Impact Assessment: We analyzed the impact that the Company can have on its own operations and its supply chain concerning human rights. This assessment addresses several topics, including labor relations, workplace diversity and inclusion, treating stakeholders fairly, gender rights, employee welfare, occupational health and safety (industrial safety), children's rights, care for the environment, neighbors, and communities, and observation of laws, among others. We conducted in-person interviews with over 80 employees, customers, and neighbors in Medellín, Envigado, and Bogotá to measure impact. We also surveyed stakeholders, including 4,781 employees, 1,203 security team members, and 127 social leaders from the neighborhoods near our stores.

3 Identification of risks: In this stage, we identify and update the risks associated with the management of human rights within the organization. These risks can come from both our own operations and those derived from connecting with suppliers. This review should be done every two years or earlier if any extraordinary situation is detected. The first identification was made in 2021, and for the year 2023, we ran the second analysis.

The main risks identified were:

- Impact on the Organization: Labor relations, data protection, right to health, inclusion, and diversity, among others.
- Linking the Supply Chain To prevent and manage risks like child labor, environmental impacts, decent work, and health and safety at work, we must strengthen our risk management support to our vulnerable suppliers. Some of the risks identified in this category are framed in the social and environmental risks of the supply chain.

4 Closing of gaps: Identification of opportunities and action plans to respond to identified risks. To accomplish this, we cooperated with every area affected by risk generation to develop a tailored plan for risk prevention, mitigation, and remediation when it arises.

5 Prevention, Mitigation: To track the efficacy of the preventive or mitigation measures taken, the Company keeps an eye on the materialization of each risk identified in our operations through the areas in charge of implementing each process internally and, where feasible, developing quantitative and qualitative indicators. For this follow-up, potentially affected stakeholders are linked.

889 employees working in security positions have been trained in Human Rights to guarantee the dignity and protection of our customers and employees.

433 regional offices have been assessed on human rights.

Training for the prevention of discrimination and harassment in the workplace: Podcast “La Puerta Abierta”

2,078 employees reached and the program of “Sana Convivencia” training (1,330 hours of training), 112 employees were trained.

Furthermore, to safeguard human rights in our supply chain and advance sustainability, we conducted on-field and documentary audits of our private label suppliers with a third party not associated with the Company. We considered social, environmental, and quality criteria. These actions are based on the **Universal Declaration of Human Rights, the United Nations Global Compact, the principles of the International Labour Organization, and the Supplier’s Ethical Charter.** [GRI 408-1] [GRI 409-1]

263 suppliers were assessed through our environmental and social audits.

100% of our private label suppliers were audited for quality, safety, human rights, and environmental issues.

27 new vendors evaluated.

[GRI 414-1]

2.444 suppliers signed the Supplier Ethical Charter, which defines standards needed for our supply chain.

139 suppliers were accompanied by action plans to minimize social gaps in their operations



Suppliers must ensure that their employees, representatives and/or contractors.



Learn [here](#) about our Human Rights Declaration [GRI 2-25] [GRI 2-24]

We Work to Establish Trusting Relationships with Communities [GRI 413-1]



We are Nourishing Colombia with Opportunities when we are good neighbors and generate a contribution to society based on our strengths, our joint work with Fundación Éxito, and our relationship with the communities.

This year, we strengthened that bond of trust with the little ones; more than **1,017 children participated in the Christmas Novenas (Christmas Bible Stories) in some of our Stores in Cali and Medellín.** Thanks to their nearby stores, we were able to provide early childhood with a memorable Christmas experience by sharing snacks, gifts, and recreational activities.



Being a "Buen Vecino" (Good Neighbor) means building trust and working with the communities surrounding the various stores to support their growth and lessen the effects of our operations.

227 Éxito Simon Bolivar, 90 Éxito Colombia, 150 Super Inter Rio Cauca, 250 Super Inter Melendez, 300 Super Inter Siloé.

We approach the community as part of our "Pigmentos Urbanos" (Urban Pigments) initiative to discuss what makes us Colombian and what binds us together. This year, there are already 32 outlets that reflect the identity of the community. We were able to share arts and culture with the community by involving 500 youngsters in workshops on social mapping, urban art management, creative economy, and three socialization events. The delivery of these murals was received by about 800 individuals, including customers, neighbors, and social leaders of the stores.

19 cities Workshops with more than 500 young people

We Arrived in the Territory, Together with the Communities

Through "Pigmentos Urbanos," we worked hand in hand with renowned artists from the archipelago of San Andrés, Santa Catalina, and Providencia, such as **Bocese, Jota Art, Felo, and Carson**, and we embodied unique designs that reflect the feeling of this territory in the four stores and thus strengthen its social fabric. The murals' main objectives will be to preserve biodiversity and to emphasize the identity of the Raizal Afro community.

Workshops with more than 60 women, youth, and children from the San Andrés archipelago and Santa Catalina

Our abilities were utilized for the benefit of the community.

For this reason, in 2023, in partnership with the Fundación Acción Interna, we shared the "Cocina Carulla" (kitchen) so that 15 former inmates and their families could receive training in gastronomy and service to contribute to strengthening their work skills.

There were **12 hours of training taught by professional chefs** of our Carulla Kitchen and later certified by the Carulla brand.

“ I enjoy cooking; my dad taught me how to do it while my mother was in school. But at that point in life, I was left alone. Suddenly, you are abandoned, and people see you with another set of eyes. At the foundation, I saw a chance for good, a chance to see things differently, and a chance for second chances. ”
Ciro Beltran, student of our cooking workshop.



Freedom Kitchen Assistants, a fusion of culinary passion with the desire to resocialize

We are a Crossroads for Development

✔ We signed our first Green Joint Business Plan (GJBP).

We know that to go further, we must do it together. For this reason, we have partnered with L'Oréal Colombia in an impactful alliance that combines both organizations' business and sustainability programs to create socially and environmentally beneficial actions at every stage of the product's production, distribution, and marketing cycle. This has made it possible for us to include wills for medium- and long-term initiatives that have impacted and will continue to impact, among other things, the circular economy, social initiatives, packaging innovation, and distribution's decrease in emissions.

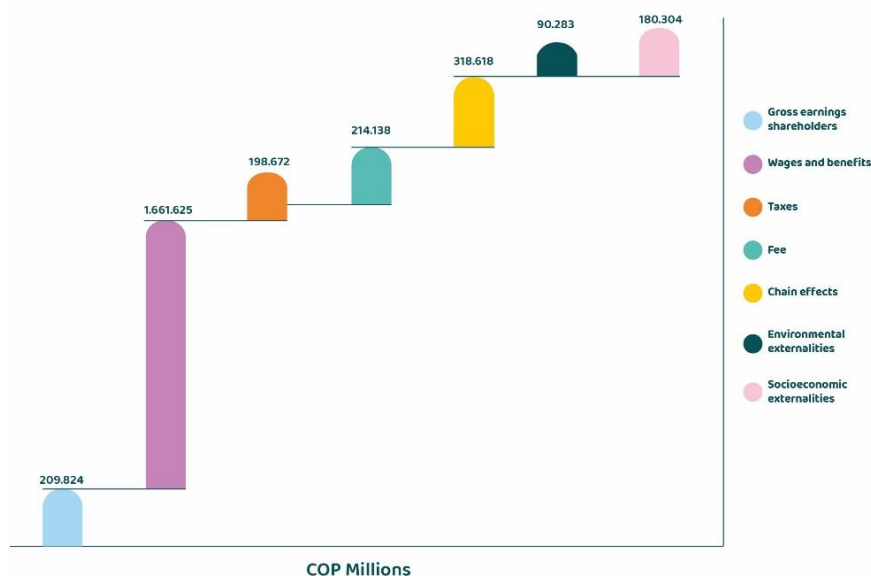
We Generate Social Value

We have a thorough process of measuring, valuing, and monetizing the positive and negative effects of our operations and intentional actions on society and the environment because we firmly believe that our actions will create value for the public. This assessment is carried out through the application of the methodology of the BIEN+ Model, developed in collaboration with the EAFIT University.

Our vision of sustainability and corporate responsibility was in line with this measurement and assessment process, which the Bien+ Model bolstered. It also gave us a strong foundation for making decisions that will have a positive and long-lasting effect on society and the environment in which we operate.

✔ In 2023, we also generated COP12.83 of value for society for every peso we generated for our shareholders

✔ More than COP187,681 million was generated in social value through voluntary initiatives.



Environmental Dimension	COP -\$90.283
Emissions Scope 1 and 2	COP -\$32.613 M
Emissions Offsetting	COP \$1.567 M
Water Consumption	COP -\$22.069 M
Retrofit of the Cold Chain	COP 021.047 M
Sustainable Mobility	COP \$4 M
Back-store recycling	COP \$7.117 M
Soy RE	COP \$255 M
Marketing of beef	COP \$53 M
Food Donation	COP -\$65.645
Social dimension	COP \$152.332 M
Back-store recycling	COP \$16.285 M
Educational aid for employees	COP \$1.613 M
“Tiempo para ti” Personal time for employees	COP \$212 M
Training programs for employees	COP \$116.998 M
Philanthropic Investments	COP \$17.224 M
Economic Dimension	COP \$2.630.849 M
Wages and benefits	COP \$1.661.615 M
Interests	COP \$2.14.138 M
Gross earnings shareholders	COP \$209.824 M
Chain effects	COP \$318.618 M
Economic Incentive Soy RE (Puntos Colombia)	COP \$ -
National trade of fruits and vegetables	COP \$26.355 M
Domestic textile trade	COP \$1.617 M
Total net value added[GRI 201-1]	COP \$2.692.897

Achievements 2023 [GRI 3-3]

- We helped 206 suppliers close their environmental and social gaps, through social and quality audits.
- We implement the human rights impact assessment with our stakeholders -We accompany the company's expansion strategy, through understanding and relationship with the territory in order to generate comprehensive interventions that facilitate the link with the territories.
- We started the Cocina en Libertad program with the help of the Fundación Acción Interna in order to accompany the training of post-prisoners and families of post-prisoners.
- We obtained recognition as the 7 most sustainable retail in the world.
- Top 10 companies with the best reputation in Colombia according to Merco.

Challenges 2024

- Strengthen the Human Rights strategy in the value chain.
- Promote the community model in the operation
- Consolidate new collaborative agreements with suppliers.
- Maintain performance in sustainability and reputation indices at an external level.

Financial Statements



- a. **Consolidated**
- b. **Separated**

*This Integrated Report has been made using the GRI Global Reporting Initiative methodology as a reference, for the period from January 1 to December 31, 2023.

Almacenes Éxito S.A.

Consolidated financial statements

As of December 31, 2023 and 2022 and for the Years ended December 31, 2023, 2022

Almacenes Éxito S.A.
Consolidated statements of financial position
At December 31, 2023 and 2022
(Amounts expressed in millions of Colombian pesos)

		As at December 31,	
	Notes	2023	2022
Current assets			
Cash and cash equivalents	7	1,508,205	1,733,673
Trade receivables and other receivables	8	704,931	779,355
Prepayments	9	41,515	39,774
Receivables from related parties	10	52,145	47,122
Inventories, net	11	2,437,403	2,770,443
Financial assets	12	2,452	45,812
Tax assets	24	524,027	498,908
Assets held for sale	41	12,413	21,800
Total current assets		5,283,091	5,936,887
Non-current assets			
Trade receivables and other receivables	8	12,338	50,521
Prepayments	9	4,816	6,365
Receivables from related parties	10	52,500	35,000
Financial assets	12	25,014	32,572
Deferred tax assets	24	197,692	142,589
Property, plant and equipment, net	13	4,069,765	4,474,280
Investment property, net	14	1,653,345	1,841,228
Rights of use asset, net	15	1,361,253	1,443,469
Other intangible assets, net	16	366,369	424,680
Goodwill	17	3,080,622	3,484,303
Investments accounted for using the equity method	18	232,558	300,021
Other assets		398	398
Total non-current assets		11,056,670	12,235,426
Total assets		16,339,761	18,172,313
Current liabilities			
Loans, borrowings, and other financial liability	20	1,029,394	915,604
Employee benefits	21	4,703	4,555
Provisions	22	22,045	27,123
Payables to related parties	10	55,617	79,189
Trade payables and other payable	23	5,248,777	5,651,303
Lease liabilities	15	282,180	263,175
Tax liabilities	24	107,331	98,750
Derivative instruments and collections on behalf of third parties	25	139,810	136,223
Other liabilities	26	254,766	228,496
Total current liabilities		7,144,623	7,404,418
Non-current liabilities			
Loans, borrowings, and other financial liability	20	236,811	539,980
Employee benefits	21	35,218	32,090
Provisions	22	11,630	15,254
Trade payables and other payable	23	37,349	70,472
Lease liabilities	15	1,285,779	1,392,780
Deferred tax liabilities	24	156,098	277,713
Tax liabilities	24	8,091	2,749
Other liabilities	26	2,353	2,411
Total non-current liabilities		1,773,329	2,333,449
Total liabilities		8,917,952	9,737,867
Shareholders' equity			
Issued share capital	27	4,482	4,482
Reserves	27	1,431,125	1,541,586
Other equity components	27	4,665,070	5,592,920
Equity attributable to non-controlling interest		1,321,132	1,295,458
Total shareholders' equity		7,421,809	8,434,446
Total liabilities and shareholders' equity		16,339,761	18,172,313

Some minor reclassifications in the Tax assets and Tax liabilities accounts were made in the financial statements as at December 31, 2022 for comparability purposes with the financial statements as at December 31, 2023. These reclassifications do not affect the reasonableness of the financial statements as at December 31, 2022 or the measurement indicators used by the Group.

The accompanying notes are an integral part of the consolidated financial statements.

Almacenes Éxito S.A.
Consolidated statements of profit or loss
For the years ended December 31, 2023 and 2022
(Amounts expressed in millions of Colombian pesos)

		Year ended December 31,	
	Notes	2023	2022
Continuing operations			
Revenue from contracts with customers	28	21,122,087	20,619,673
Cost of sales	11	(15,696,044)	(15,380,090)
Gross profit		5,426,043	5,239,583
Distribution, administrative and selling expenses	29	(4,482,993)	(4,231,887)
Other operating revenue	31	36,894	52,929
Other operating expenses	31	(107,433)	(80,152)
Other income	31	10,270	9,661
Operating profit		882,781	990,134
Financial income	32	284,090	219,909
Financial cost	32	(698,380)	(600,383)
Share of profit in associates and joint ventures		(114,419)	(34,720)
Profit before income tax from continuing operations		354,072	574,940
Income tax (expense)	24	(45,898)	(325,702)
Profit for the year		308,174	249,238
Net profit attributable to:			
Equity holders of the Parent		125,998	99,072
Non-controlling interests		182,176	150,166
Profit for the year		308,174	249,238
Earnings per share (*)			
Basic and diluted earnings per share (*):			
Basic and diluted earnings per share from continuing operations attributable to the shareholders of the Parent	33	97.08	76.33

(*) Amounts expressed in Colombian pesos.

The accompanying notes are an integral part of the consolidated financial statements.

Almacenes Éxito S.A.
Consolidated statements of other comprehensive income
For the years ended December 31, 2023 and 2022
(Amounts expressed in millions of Colombian pesos)

		Year ended December 31,	
	Notes	2023	2022
Profit for the year		308,174	249,238
Other comprehensive income			
Components of other comprehensive income that will not be reclassified to profit and loss, net of taxes			
(Loss) gain from new measurements of defined benefit plans	27	(3,006)	2,123
(Loss) from financial instruments designated at fair value through other comprehensive income	27	(231)	(4,003)
Total other comprehensive income that will not be reclassified to period results, net of taxes		(3,237)	(1,880)
Components of other comprehensive income that may be reclassified to profit and loss, net of taxes			
(Loss) gain from translation exchange differences (1)	27	(1,438,514)	443,638
Gain (loss) from translation exchange differences to the put option (2)		112,576	(176,831)
Net gain on hedge of a net investment in a foreign operation	27	-	2,473
Gain from cash flow hedge	27	2,957	4,495
Total other comprehensive income that may be reclassified to profit or loss, net of taxes		(1,322,981)	273,775
Total other comprehensive income		(1,326,218)	271,895
Total comprehensive income		(1,018,044)	521,133
Comprehensive income attributable to:			
Equity holders of the Parent		(1,211,146)	372,327
Non-controlling interests		193,102	148,806

(1) Represents exchange differences arising from the translation of assets, liabilities, equity and results of foreign operations into the reporting currency.

(2) Represent exchange differences arising from the translation of put option on the subsidiary Grupo Disco Uruguay S.A. into the reporting currency.

The accompanying notes are an integral part of the consolidated financial statements.

Almacenes Éxito S.A.

Consolidated statements of changes in equity

At December 31, 2023 and 2022

(Amounts expressed in millions of Colombian pesos)

	Attributable to the equity holders of the parent														
	Issued share capital	Premium on the issue of shares	Treasury shares	Legal reserve	Occasional reserve	Reserves for acquisition of treasury shares	Reserve for future dividends distribution	Other reserves	Total reserves	Other comprehensive income	Retained earnings	Hyperinflation and other equity components		Non-controlling interests	Total shareholders' equity
												Total	Total		
Note 27	Note 27	Note 27	Note 27	Note 27	Note 27	Note 27	Note 27	Note 27	Note 27	Note 27	Note 27				
Balance at December 31, 2021	4,482	4,843,466	(2,734)	7,857	791,647	22,000	155,412	329,529	1,306,445	(1,240,157)	888,645	954,867	6,755,014	1,273,463	8,028,477
Declared dividend (Note 37)	-	-	-	-	(12,330)	-	-	-	(12,330)	-	(225,348)	-	(237,678)	(156,808)	(394,486)
Profit for the period	-	-	-	-	-	-	-	-	-	-	99,072	-	99,072	150,166	249,238
Other comprehensive income (loss), excluding translation adjustments to the put option	-	-	-	-	-	-	-	-	-	450,086	-	-	450,086	(1,360)	448,726
Acquisition of treasury shares	-	-	(316,756)	-	-	-	-	-	-	-	-	-	(316,756)	-	(316,756)
Appropriation to reserves	-	-	-	-	(147,108)	396,442	-	-	249,334	-	(249,334)	-	-	-	-
Changes in interest in the ownership of subsidiaries that do not result in loss of control	-	-	-	-	-	-	-	-	-	-	-	(14,072)	(14,072)	(6,426)	(20,498)
Equity impact on the inflationary effect of subsidiary Libertad S.A.	-	-	-	-	-	-	-	-	-	-	-	581,478	581,478	-	581,478
Changes in the financial liability of the put option on non-controlling interests, and related translation adjustments (Note 20)	-	-	-	-	-	-	-	-	-	(176,831)	-	(1,620)	(178,451)	36,423	(142,028)
Other movements	-	-	-	-	(1,863)	-	-	-	(1,863)	-	2,529	(371)	295	-	295
Balance at December 31, 2022	4,482	4,843,466	(319,490)	7,857	630,346	418,442	155,412	329,529	1,541,586	(966,902)	515,564	1,520,282	7,138,988	1,295,458	8,434,446
Declared dividend (Note 37)	-	-	-	-	(217,392)	-	-	-	(217,392)	-	-	-	(217,392)	(159,278)	(376,670)
Profit for the period	-	-	-	-	-	-	-	-	-	-	125,998	-	125,998	182,176	308,174
Other comprehensive income (loss), excluding translation adjustments to the put option	-	-	-	-	-	-	-	-	-	(1,449,720)	-	-	(1,449,720)	10,926	(1,438,794)
Appropriation to reserves	-	-	-	-	99,072	-	-	-	99,072	-	(99,072)	-	-	-	-
Changes in interest in the ownership of subsidiaries that do not result in change of control	-	-	-	-	-	-	-	-	-	-	-	(65,690)	(65,690)	(51,823)	(117,513)
Equity impact on the inflationary effect of subsidiary Libertad S.A.	-	-	-	-	-	-	-	-	-	-	-	411,539	411,539	-	411,539
Changes in the financial liability of the put option on non-controlling interests, and related translation adjustments (Note 20)	-	-	-	-	-	-	-	-	-	112,576	-	53,308	165,884	43,673	209,557
Other movements	-	-	-	-	(2,108)	-	-	9,967	7,859	-	(8,157)	(8,632)	(8,930)	-	(8,930)
Balance at December 31, 2023	4,482	4,843,466	(319,490)	7,857	509,918	418,442	155,412	339,496	1,431,125	(2,304,046)	534,333	1,910,807	6,100,677	1,321,132	7,421,809

The accompanying notes are an integral part of the consolidated financial statements.

Almacenes Éxito S.A.
Consolidated statements of cash flows
For the years ended December 31, 2023 and 2022
(Amounts expressed in millions of Colombian pesos)

		Year ended December 31,	
	Notes	2023	2022
Operating activities			
Profit for the year		308,174	249,238
Adjustments to reconcile profit for the year			
Current income tax	24	106,109	192,268
Deferred income tax	24	(60,211)	133,434
Interest, loans and lease expenses	32	353,691	210,558
Loss (gain) from changes in fair value of derivative financial instruments	32	33,737	(13,213)
Expected credit loss, net	8.1	5,377	4,709
Impairment of inventories, net	11.1	8,915	1,813
Impairment of property, plant and equipment and investment property	13; 14; 15	3,451	2,201
Employee benefit provisions	21	4,437	19,411
Provisions and reversals	22	38,658	26,562
Depreciation of property, plant and equipment, right of use asset and investment property	13; 14; 15	611,775	556,686
Amortization of other intangible assets	16	30,748	27,216
Share of profit in associates and joint ventures accounted for using the equity method		114,419	34,720
Gain from the disposal of non-current assets		(12,721)	(11,100)
Loss from reclassification of non-current assets		-	230
Interest income	32	(45,852)	(27,040)
Other adjustments from items other than cash		2,495	62,326
Cash generated from operating activities before changes in working capital		1,503,202	1,470,019
(Increase) in trade receivables and other receivables		(3,179)	(120,532)
(Increase) decrease in prepayments		(9,212)	849
(Increase) decrease in receivables from related parties		(6,335)	9,275
Decrease (increase) in inventories		86,910	(586,328)
(Increase) in tax assets		(14,013)	(6,195)
(Decrease) in employee benefits		(1,738)	(2,784)
Payments and decrease in other provisions	22	(42,859)	(18,556)
Increase in trade payables and other accounts payable		61,998	322,166
(Decrease) increase in accounts payable to related parties		(13,750)	16,588
Increase in tax liabilities		20,872	19,099
Increase (decrease) in other liabilities		44,086	(368)
Income tax, net		(98,915)	(201,804)
Net cash flows provided by operating activities		1,527,067	901,429
Investing activities			
Businesses combinations	17.1	(38,032)	-
Advances to joint ventures		(64,090)	(55,850)
Acquisition of property, plant and equipment	13.1	(432,717)	(380,815)
Acquisition of other assets	15	(1,820)	(7,002)
Acquisition of investment property	14	(56,688)	(81,838)
Acquisition of other intangible assets	16	(30,798)	(27,519)
Proceeds of the sale of property, plant and equipment and intangible assets		36,642	23,095
Net cash flows (used in) investing activities		(587,503)	(529,929)
Financing activities			
Proceeds from financial assets		3,087	3,462
(Payments of) payments received from collections on behalf of third parties		(7,115)	49,242
Proceeds from loans and borrowings	20	1,241,024	876,798
Repayment of loans and borrowings	20	(1,217,881)	(995,865)
Payments of interest of loans and borrowings	20	(228,579)	(98,872)
Lease liabilities paid	15.2	(272,688)	(266,357)
Interest on lease liabilities paid	15.2	(123,711)	(96,959)
Dividends paid	37	(357,028)	(397,022)
Interest received	32	45,852	27,040
Payments on the reacquisition of shares		-	(316,756)
Payment to non-controlling interest		(117,351)	(20,532)
Net cash flows (used in) financing activities		(1,034,390)	(1,235,821)
Net decrease in cash and cash equivalents		(94,826)	(864,321)
Effects of the variation in exchange rates		(130,642)	56,415
Cash and cash equivalents at the beginning of year	7	1,733,673	2,541,579
Cash and cash equivalents at the end of year	7	1,508,205	1,733,673

The accompanying notes are an integral part of the consolidated financial statements.

Note 1. General information

Almacenes Éxito S.A. was incorporated pursuant to Colombian laws on March 24, 1950; its headquarter is located Carrera 48 No. 32B Sur - 139, Envigado, Colombia. Here and after Almacenes Éxito S.A. and its subsidiaries are referred to as the "Exito Group".

Almacenes Éxito S.A. is listed on the Colombia Stock Exchange (BVC) since 1994 and is under the supervision of the Financial Superintendence of Colombia. In April, 2023, Almacenes Éxito S.A. obtained registration as a foreign issuer with the Brazilian Securities and Exchange Commission (CVM). In August, 2023, Almacenes Éxito S.A. obtained registration as a foreign issuer with the U.S. Securities and Exchange Commission (SEC).

Consolidated financial statements as of December 31, 2023 and for the year ended December 31, 2023 were authorized for issue in accordance with resolution of directors of Almacenes Éxito S.A. on February 27, 2024.

Exito Group's corporate purpose is to:

- Acquire, store, transform and, in general, distribute and sell under any trading figure, including funding thereof, all kinds of goods and products, produced either locally or abroad, on a wholesale or retail basis, physically or online.
- Provide ancillary services, namely grant credit facilities for the acquisition of goods, grant insurance coverage, carry out money transfers and remittances, provide mobile phone services, trade tourist package trips and tickets, repair and maintain furnishings, complete paperwork and energy trade.
- Give or receive in lease trade premises, receive or give, in lease or under occupancy, spaces or points of sale or commerce within its trade establishments intended for the exploitation of businesses of distribution of goods or products, and the provision of ancillary services.
- Incorporate, fund or promote with other individuals or legal entities, enterprises or businesses intended for the manufacturing of objects, goods, articles or the provision of services related with the exploitation of trade establishments.
- Acquire property, build commercial premises intended for establishing stores, malls or other locations suitable for the distribution of goods, without prejudice to the possibility of disposing of entire floors or commercial premises, give them in lease or use them in any convenient manner with a rational exploitation of land approach, as well as invest in property, promote and develop all kinds of real estate projects.
- Invest resources to acquire shares, bonds, trade papers and other securities of free movement in the market to take advantage of tax incentives established by law, as well as make temporary investments in highly liquid securities with a purpose of short-term productive exploitation; enter into firm factoring agreements using its own resources; encumber its chattel or property and enter into financial transactions that enable it to acquire funds or other assets.
- In the capacity as wholesaler and retailer, distribute oil-based liquid fuels through service stations, alcohols, biofuels, natural gas for vehicles and any other fuels used in the automotive, industrial, fluvial, maritime and air transport sectors, of all kinds.

At December 31, 2022, the immediate holding company, or controlling entity of Almacenes Éxito S.A. was Companhia Brasileira de Distribuição S.A. (hereinafter CBD), which owned 91.52% of its ordinary shares. CBD is controlled by Casino Guichard-Perrachon S.A. which is ultimately controlled by Mr. Jean-Charles Henri Naouri.

On August 8, 2023, the Colombian Superintendency of Finance (Superintendencia Financiera de Colombia - SFC) approved the transfer of the Almacenes Éxito S.A. common shares that will be the subject of the Spin-Off from CBD. With the Spin-Off, CBD distributed 1.080.556.276 from the Almacenes Éxito S.A. common shares (83.26% of outstanding common shares) in the form of Brazilian Depository Receipts Level II ("Éxito BDRs level II"), and American Depository Shares Level II ("Éxito ADRs level II"). Following the Spin-Off, CBD retained 13.26% of the outstanding common shares of the Almacenes Éxito S.A. At December 31, 2023, the immediate holding company, or controlling entity of the Almacenes Éxito S.A. is Casino Guichard-Perrachon S.A., which owns 47.29% of its ordinary shares. Casino, Guichard-Perrachon S.A., is ultimately controlled by Mr. Jean-Charles Henri Naouri.

Almacenes Éxito S.A. is registered in the Camara de Comercio Aburrá Sur.

Note 1.1. Stock ownership in subsidiaries included in the consolidated financial statements

Below is a detail of the stock ownership in subsidiaries included in the consolidated financial statements at December 31, 2023 and 2022:

Name	Direct controlling entity	Segment	Country	Stock ownership of direct controlling entity 2023	Stock ownership in the direct parent	Total direct and indirect ownership	Total Non-controlling interest
Directly owned entities							
Almacenes Éxito Inversiones S.A.S.	Almacenes Éxito S.A.	Colombia	Colombia	100.00%	n/a	100.00%	0.00%
Logística, Transporte y Servicios Asociados S.A.S.	Almacenes Éxito S.A.	Colombia	Colombia	100.00%	n/a	100.00%	0.00%
Marketplace Internacional Éxito y Servicios S.A.S.	Almacenes Éxito S.A.	Colombia	Colombia	100.00%	n/a	100.00%	0.00%
Depósitos y Soluciones Logísticas S.A.S.	Almacenes Éxito S.A.	Colombia	Colombia	100.00%	n/a	100.00%	0.00%
Fideicomiso Lote Girardot	Almacenes Éxito S.A.	Colombia	Colombia	100.00%	n/a	100.00%	0.00%
Transacciones Energéticas S.A.S. E.S.P.	Almacenes Éxito S.A.	Colombia	Colombia	100.00%	n/a	100.00%	0.00%
Éxito Industrias S.A.S.	Almacenes Éxito S.A.	Colombia	Colombia	97.95%	n/a	97.95%	2.05%
Exito Viajes y Turismo S.A.S.	Almacenes Éxito S.A.	Colombia	Colombia	51.00%	n/a	51.00%	49.00%
Gestión Logística S.A.	Almacenes Éxito S.A.	Colombia	Panama	100.00%	n/a	100.00%	0.00%
Patrimonio Autónomo Viva Malls	Almacenes Éxito S.A.	Colombia	Colombia	51.00%	n/a	51.00%	49.00%
Spice Investment Mercosur S.A.	Almacenes Éxito S.A.	Uruguay	Uruguay	100.00%	n/a	100.00%	0.00%
Onper Investment 2015 S.L.	Almacenes Éxito S.A.	Argentina	Spain	100.00%	n/a	100.00%	0.00%
Patrimonio Autónomo Iwana	Almacenes Éxito S.A.	Colombia	Colombia	51.00%	n/a	51.00%	49.00%
Indirectly owned entities							
Patrimonio Autónomo Centro Comercial Viva Barranquilla	Patrimonio Autónomo Viva Malls	Colombia	Colombia	90.00%	51.00%	45.90%	54.10%
Patrimonio Autónomo Viva Laureles	Patrimonio Autónomo Viva Malls	Colombia	Colombia	80.00%	51.00%	40.80%	59.20%
Patrimonio Autónomo Viva Sincelejo	Patrimonio Autónomo Viva Malls	Colombia	Colombia	51.00%	51.00%	26.01%	73.99%
Patrimonio Autónomo Viva Villavicencio	Patrimonio Autónomo Viva Malls	Colombia	Colombia	51.00%	51.00%	26.01%	73.99%
Patrimonio Autónomo San Pedro Etapa I	Patrimonio Autónomo Viva Malls	Colombia	Colombia	51.00%	51.00%	26.01%	73.99%
Patrimonio Autónomo Centro Comercial	Patrimonio Autónomo Viva Malls	Colombia	Colombia	51.00%	51.00%	26.01%	73.99%
Patrimonio Autónomo Viva Palmas	Patrimonio Autónomo Viva Malls	Colombia	Colombia	51.00%	51.00%	26.01%	73.99%
Geant Inversiones S.A.	Spice Investment Mercosur S.A.	Uruguay	Uruguay	100.00%	100.00%	100.00%	0.00%
Larenco S.A.	Spice Investment Mercosur S.A.	Uruguay	Uruguay	100.00%	100.00%	100.00%	0.00%
Lanin S.A.	Spice Investment Mercosur S.A.	Uruguay	Uruguay	100.00%	100.00%	100.00%	0.00%
Grupo Disco Uruguay S.A. (a)	Spice Investment Mercosur S.A.	Uruguay	Uruguay	69.15%	100.00%	69.15%	30.85%
Devoto Hermanos S.A.	Lanin S.A.	Uruguay	Uruguay	100.00%	100.00%	100.00%	0.00%
Mercados Devoto S.A.	Lanin S.A.	Uruguay	Uruguay	100.00%	100.00%	100.00%	0.00%
Costa y Costa S.A. (b)	Lanin S.A.	Uruguay	Uruguay	100.00%	100.00%	100.00%	0.00%
Modasian S.R.L. (b)	Lanin S.A.	Uruguay	Uruguay	100.00%	100.00%	100.00%	0.00%
5 Hermanos Ltda.	Mercados Devoto S.A.	Uruguay	Uruguay	100.00%	100.00%	100.00%	0.00%
Sumelar S.A.	Mercados Devoto S.A.	Uruguay	Uruguay	100.00%	100.00%	100.00%	0.00%
Tipset S.A.	Mercados Devoto S.A.	Uruguay	Uruguay	100.00%	100.00%	100.00%	0.00%
Tedocan S.A.	Mercados Devoto S.A.	Uruguay	Uruguay	100.00%	100.00%	100.00%	0.00%
Ardal S.A.	Mercados Devoto S.A.	Uruguay	Uruguay	100.00%	100.00%	100.00%	0.00%
Hipervital S.A.S. (b)	Devoto Hermanos S.A.	Uruguay	Uruguay	100.00%	100.00%	100.00%	0.00%
Lublo	Devoto Hermanos S.A.	Uruguay	Uruguay	100.00%	100.00%	100.00%	0.00%
Supermercados Disco del Uruguay S.A.	Grupo Disco Uruguay S.A.	Uruguay	Uruguay	100.00%	69.15%	69.15%	30.85%
Ameluz S.A.	Grupo Disco Uruguay S.A.	Uruguay	Uruguay	100.00%	69.15%	69.15%	30.85%
Fandale S.A.	Grupo Disco Uruguay S.A.	Uruguay	Uruguay	100.00%	69.15%	69.15%	30.85%
Odaler S.A.	Grupo Disco Uruguay S.A.	Uruguay	Uruguay	100.00%	69.15%	69.15%	30.85%
La Cabaña S.R.L.	Grupo Disco Uruguay S.A.	Uruguay	Uruguay	100.00%	69.15%	69.15%	30.85%
Ludi S.A.	Grupo Disco Uruguay S.A.	Uruguay	Uruguay	100.00%	69.15%	69.15%	30.85%
Hiper Ahorro S.R.L.	Grupo Disco Uruguay S.A.	Uruguay	Uruguay	100.00%	69.15%	69.15%	30.85%
Maostar S.A.	Grupo Disco Uruguay S.A.	Uruguay	Uruguay	50.01%	69.15%	32.58%	65.42%
Semin S.A.	Supermercados Disco del Uruguay S.A.	Uruguay	Uruguay	100.00%	69.15%	69.15%	30.85%
Randicor S.A.	Supermercados Disco del Uruguay S.A.	Uruguay	Uruguay	100.00%	69.15%	69.15%	30.85%
Ciudad del Ferrol S.C.	Supermercados Disco del Uruguay S.A.	Uruguay	Uruguay	98.00%	69.15%	67.77%	32.23%
Setara S.A.	Odaler S.A.	Uruguay	Uruguay	100.00%	69.15%	69.15%	30.85%
Mablicor S.A.	Fandale S.A.	Uruguay	Uruguay	51.00%	69.15%	35.27%	64.73%
Vía Artika S. A.	Onper Investment 2015 S.L.	Argentina	Uruguay	100.00%	100.00%	100.00%	0.00%
Gelase S. A.	Onper Investment 2015 S.L.	Argentina	Belgium	100.00%	100.00%	100.00%	0.00%
Libertad S.A.	Onper Investment 2015 S.L.	Argentina	Argentina	100.00%	100.00%	100.00%	0.00%
Spice España de Valores Americanos S.L.	Vía Artika S.A.	Argentina	Spain	100.00%	100.00%	100.00%	0.00%

(a) At September, 2023, was acquired additional 6.66% of the subsidiaries equity. At December, 2022 stock ownership of direct controlling was 62.49%.

(b) Acquired 100.00% in August, September and December 2023.

Note 1.2. Subsidiaries with material non-controlling interests

At December 31, 2023 and 2022 the following subsidiaries have material non-controlling interests:

	Country	Percentage of equity interest held by non-controlling interests	
		Year ended December 31,	
		2023	2022
Patrimonio Autónomo Viva Palmas	Colombia	73.99%	73.99%
Patrimonio Autónomo Viva Sincelejo	Colombia	73.99%	73.99%
Patrimonio Autónomo Viva Villavicencio	Colombia	73.99%	73.99%
Patrimonio Autónomo San Pedro Etapa I	Colombia	73.99%	73.99%
Patrimonio Autónomo Centro Comercial	Colombia	73.99%	73.99%
Patrimonio Autónomo Viva Laureles	Colombia	59.20%	59.20%
Patrimonio Autónomo Centro Comercial Viva Barranquilla	Colombia	54.10%	54.10%
Patrimonio Autónomo Iwana	Colombia	49.00%	49.00%
Éxito Viajes y Turismo S.A.S.	Colombia	49.00%	49.00%
Patrimonio Autónomo Viva Malls	Colombia	49.00%	49.00%
Grupo Disco Uruguay S.A.	Uruguay	30.85%	37.51%

Below is a summary of financial information relevant to the assets, liabilities, profit or loss and cash flows of subsidiaries, as reporting entities, that hold material non-controlling interests, that have been included in the consolidated financial statements. Balances are shown before the eliminations required as part of the consolidation process.

Company	Statement of financial position							Comprehensive income					
	Current assets	Non-current assets	Current liabilities	Non-current liabilities	Equity	Controlling interest	Non-controlling interest	Revenue from contracts with customers	Income from continuing operations	Total comprehensive income	Comprehensive income attributable to equity holders of the Parent	Comprehensive income attributable to non-controlling interest	Profit or loss attributable to non-controlling interest
At December 31, 2023													
Grupo Disco del Uruguay S.A.	523,351	986,455	579,104	77,686	853,016	1,701,505	117,381 (*)	2,640,891	191,219	(5,481)	130,621	66,078	60,597
Éxito Viajes y Turismo S.A.S.	38,654	2,857	27,930	516	13,065	6,728	6,401	29,617	8,317	8,317	4,200	4,075	4,075
Patrimonio Autónomo Viva Malls	101,256	1,827,163	64,308	-	1,864,111	1,022,196	913,414	242,095	189,425	189,425	105,531	92,818	92,818
Patrimonio Autónomo Viva Sincelajo	2,792	74,919	1,563	-	76,148	38,835	37,313	10,450	3,013	3,013	1,537	1,476	1,476
Patrimonio Autónomo Viva Villavicencio	12,264	215,152	6,906	-	220,510	109,918	108,050	33,947	20,675	20,675	10,628	10,131	10,131
Patrimonio Autónomo San Pedro Etapa I	676	30,666	1,002	-	30,340	15,473	14,867	5,710	3,666	3,666	1,870	1,796	1,796
Patrimonio Autónomo Centro Comercial	1,699	100,760	2,517	-	99,942	50,205	48,972	15,569	10,012	10,012	5,132	4,906	4,906
Patrimonio Autónomo Iwana	17	5,371	242	-	5,146	2,814	2,522	364	(182)	(182)	(112)	(89)	(89)
Patrimonio Autónomo Centro Comercial Viva Barranquilla	12,480	304,465	10,729	-	306,216	275,595	30,621	65,116	28,299	28,299	25,469	2,830	2,830
Patrimonio Autónomo Viva Laureles	3,202	100,763	3,368	-	100,597	80,478	20,119	21,273	13,434	13,434	10,747	2,687	2,687
Patrimonio Autónomo Viva Palmas	1,183	32,034	2,631	-	30,586	15,599	14,987	4,952	1,088	1,088	555	533	533
Eliminations and other NCI												5,861	416
Total							1,321,132					193,102	182,176
At December 31, 2022													
Grupo Disco del Uruguay S.A.	565,381	1,114,329	641,985	94,249	943,476	2,335,708	87,092 (*)	2,247,060	140,290	140,290	86,467	52,623	53,822
Éxito Viajes y Turismo S.A.S.	44,592	4,263	38,387	583	9,885	5,176	4,844	31,342	8,682	8,682	4,342	4,254	4,254
Patrimonio Autónomo Viva Malls	81,805	1,816,209	19,288	-	1,878,726	1,021,744	920,576	211,186	148,294	148,294	77,613	72,664	72,664
Patrimonio Autónomo Viva Sincelajo	3,687	76,948	3,337	-	77,298	39,422	37,876	8,764	2,784	2,784	1,420	1,364	1,364
Patrimonio Autónomo Viva Villavicencio	4,676	211,370	6,346	-	209,700	104,322	102,753	28,654	17,770	17,770	9,146	8,707	8,707
Patrimonio Autónomo San Pedro Etapa I	918	31,542	975	-	31,485	16,057	15,428	4,533	2,863	2,863	1,460	1,403	1,403
Patrimonio Autónomo Centro Comercial	3,351	103,912	2,463	-	104,800	52,657	51,352	14,390	9,195	9,195	4,715	4,506	4,506
Patrimonio Autónomo Iwana	67	5,520	66	-	5,521	3,025	2,705	336	(161)	(161)	(103)	(79)	(79)
Patrimonio Autónomo Centro Comercial Viva Barranquilla	12,693	308,084	7,783	-	312,994	281,695	31,299	54,414	18,596	18,596	16,737	9,112	9,112
Patrimonio Autónomo Viva Laureles	3,167	102,237	2,931	-	102,473	81,978	20,495	18,943	10,690	10,690	8,552	2,138	2,138
Patrimonio Autónomo Viva Palmas	951	32,896	3,299	-	30,548	15,579	14,969	4,289	(2,260)	(2,260)	(1,153)	(1,107)	(1,107)
Eliminations and other NCI												(6,779)	(6,618)
Total							1,295,458					148,806	150,166

(*) The non-controlling interest presented for Grupo Disco Uruguay S.A. does not include the amounts that are subject to the put option (Note 20).

Cash flows for the year ended December 31, 2023

Cash flows for the year ended December 31, 2022

Company	Operating activities	Investment activities	Financing activities	Net increase (decrease) in cash	Operating activities	Investment activities	Financing activities	Net increase (decrease) in cash
Grupo Disco del Uruguay S.A.	252,169	(99,545)	(90,701)	61,923	213,384	(51,151)	(235,941)	(73,708)
Éxito Viajes y Turismo S.A.S.	(1,290)	(112)	(3,024)	(4,426)	8,476	(118)	(4,930)	3,428
Patrimonio Autónomo Viva Malls	161,157	12,995	(157,050)	17,102	142,499	(23,218)	(100,955)	18,326
Patrimonio Autónomo Viva Sincelejo	5,740	(1,332)	(5,265)	(857)	3,937	(2,766)	(1,094)	77
Patrimonio Autónomo Viva Villavicencio	22,130	(11,127)	(8,971)	2,032	24,201	(8,727)	(19,166)	(3,692)
Patrimonio Autónomo San Pedro Etapa I	4,508	-	(4,818)	(310)	3,879	(775)	(3,407)	(303)
Patrimonio Autónomo Centro Comercial	13,519	(17)	(14,431)	(929)	11,775	(48)	(15,103)	(3,376)
Patrimonio Autónomo Iwana	148	-	(189)	(41)	38	-	(11)	27
Patrimonio Autónomo Centro Comercial Viva Barranquilla	37,094	(4,571)	(32,301)	222	28,221	(2,642)	(31,079)	(5,500)
Patrimonio Autónomo Viva Laureles	16,081	(1,259)	(14,706)	116	13,302	(2,019)	(13,742)	(2,459)
Patrimonio Autónomo Viva Palmas	2,335	(593)	(1,625)	117	(2,431)	(500)	2,023	(908)

Note 1.3. Restrictions on the transfer of funds

At December 31, 2023 and 2022, there are no restrictions on the ability of subsidiaries to transfer funds to Almacenes Éxito S.A. in the form of cash dividends, or loan repayments or advance payments.

Note 2. Basis of preparation and other significant accounting policies

The consolidated financial statements as of December 31, 2023, and 2022 and for the years ended December 31, 2023 and 2022 have been prepared in accordance with International Financial Reporting Standards (IFRS) issued by the International Accounting Standards Board (IASB).

The consolidated financial statements have been prepared on a historical cost basis, except for derivative financial instruments, financial instruments and customer loyalty programs measured at fair value.

The Exito Group has prepared the financial statements on the basis that it will continue to operate as a going concern.

Note 2.1. Voluntary correction

During the preparation of the consolidated financial statements for 2022, the Exito Group identified an immaterial error in non-controlling interest of the of subsidiary Grupo Disco Uruguay S.A, part of which was subject to put option. Although the error was not material, the Exito Group has voluntarily elected to correct period 2022. This correction consisted of a decrease in other equity attributable to the controlling interest and an increase in the non controlling interest for \$87,093 at December 31, 2022. As a result of the correction, the consolidated statement of changes in equity has been adjusted to the final balances of this accounts and on thisdate to present all equity impacts of the accounting for the put option, including the related foreign currency translation adjustment of the put option liability, in the item "changes in the fair value of the put option on non-controlling interests, including related conversion adjustments". In addition, the difference between the carrying value of the non-controlling interest subject to the put option and the value of the financial liability of the put option at the end of the reporting period has been included in the column "hyperinflation and other equity components" within the equity attributable to the parent company.

This immaterial correction did not impact: (i) the assets, liabilities, and consolidated equity as of December 31, 2022; and (ii) profit for the year, comprehensive income or cash flows consolidated for the year ended December 31, 2022.

Note 3. Basis for consolidation

All significant transactions and material balances among subsidiaries have been eliminated upon consolidation; non-controlling interests represented by third parties' ownership interests in subsidiaries have been recognized and separately included in the consolidated shareholders' equity.

These consolidated financial statements include the financial statements of Almacenes Éxito S.A. and all of its subsidiaries. Subsidiaries (including special-purpose vehicles) are entities over which Almacenes Éxito S.A. has direct or indirect control. Special-purpose vehicles are stand-alone trust funds (*Patrimonios Autónomos*, in Spanish) established with a defined purpose or limited term. A listing of subsidiaries is included in Note 1.

"Control" is the power to govern relevant activities, such as the financial and operating policies of a controlled company (subsidiary). Control is when Almacenes Éxito S.A. has power over an investee, is exposed to variable returns from its involvement and has the ability to use its power over the investee to affect its returns. Generally, there is a presumption that a majority of voting rights results in control. To support this presumption and when the Almacenes Éxito S.A. has less than a majority of the voting or similar rights of an investee, Almacenes Éxito S.A. considers all relevant facts and circumstances in assessing whether it has power over an investee.

At the time of assessing whether Almacenes Éxito has control over a subsidiary, analysis is made of the existence and effect of currently exercisable potential voting rights. Subsidiaries are consolidated as of the date on which control is gained until Éxito ceases to control the subsidiary.

Transactions involving a change in ownership percentage without loss of control are recognized in shareholders' equity. Cash flows provided or paid to non-controlling interests which represent a change in ownership interests not resulting in a loss of control are classified as financing activities in the statement of cash flows.

In transactions involving a loss of control, the entire ownership interest in the subsidiary is derecognized, including the relevant items of the other comprehensive income, and the retained interest is recognized at fair value. Any gain or loss arising from the transaction is recognized in profit or loss. Cash flows from the acquisition or loss of control over a subsidiary are classified as investing activities in the statement of cash flows.

Whenever a subsidiary is made available for sale or its operation is discontinued, but control over it is still maintained, its assets and liabilities are classified as assets held for sale and presented in a single line item in the statement of financial position. Results from discontinued operations are presented separately in the consolidated statement of profit or loss.

Income for the period and each component in other comprehensive income are attributed to the owners of the parent and to non-controlling interests.

In consolidating the financial statements, all subsidiaries apply the same policies and accounting principles implemented by Almacenes Éxito S.A.

Subsidiaries' assets and liabilities, revenue and expenses, as well as Almacenes Éxito S.A.'s revenue and expenses in foreign currency have been translated into Colombian pesos at observable market exchange rates on each reporting date and at period average, as follows:

	Closing rates (*)		Average rates (*)	
	Year ended December 31,			
	2023	2022	2023	2022
US Dollar	3,822.05	4,810.20	4,325.05	4,255.44
Uruguayan peso	97.90	120.97	111.36	103.69
Argentine peso	4.73	27.16	16.82	32.99
Euro	4,222.05	5,133.73	4,675.64	4,471.09

(*) Expressed in Colombian pesos.

Note 4. Accounting policies

The accompanying consolidated financial statements at December 31, 2023 have been prepared using the same accounting policies, measurements and bases used to present the consolidated financial statements for the year ended December 31, 2022, except for new and modified standards and interpretations applied starting January 1, 2023.

The adoption of the new standards in force as of January 1, 2023 mentioned in Note 5.1., did not result in significant changes in these accounting policies as compared to those applied in preparing the consolidated financial statements at December 31, 2022 and no significant effect resulted from adoption thereof.

The significant accounting policies applied in the preparation of the consolidated financial statements are the following:

Accounting estimates, judgments and assumptions

The preparation of the consolidated financial statements requires Management to make judgments, estimates and assumptions that impact the reported amounts of revenue, expenses, assets and liabilities, and the disclosure of contingent liabilities at the end of the year; however, uncertainty about these assumptions and estimates could result in outcomes that would require material adjustments to the carrying amount of the asset or liability impacted in future periods.

Estimates and relevant assumptions are reviewed regularly, and their results are recorded in the period in which the estimate is reviewed and in subsequent periods.

In the process of applying the Exito Group's accounting policies, Management has made the following estimates, which have the most significant impact on the amounts recognized in the consolidated financial statements:

- The assumptions used to estimate the fair value of financial instruments (Note 35),
- The estimation of expected credit losses on trade receivables (Note 8),
- The estimation of useful lives of property, plant and equipment and the intangible assets (Notes 13 and 16),
- Assumptions used to assess the recoverable amount of non-financial assets and define the indicators of impairment of non-financial assets (Note 34)
- Assumptions used to assess and determine inventory losses and obsolescence (Note 11),
- The estimation of the discount rate used to measure lease liabilities (Note 15),
- Actuarial assumptions used to estimate retirement benefits and long-term employee benefit liabilities, such as inflation rate, death rate, discount rate, and the possibility of future salary increases. (Note 21),
- The assumptions used to estimate customer loyalty programs, (Nota 26),
- The estimation of the probability and amount of loss to recognize provisions related to lawsuits (Notes 22),
- The estimation of future taxable profits to recognize deferred tax assets (Note 24),

These estimates have been made based on the best available information regarding the facts analyzed as of the date of preparation of the consolidated financial statements. This information may lead to future modifications due to possible situations that may occur and would require recognition on a prospective basis. This would be treated as a change in an accounting estimate in the future financial statements.

Classification between current or non-current

Exito Group presents assets and liabilities in the statement of financial position based on current and non-current classification. An asset is current when it is realized or will become available in a term not to exceed one year from the reporting date. All other assets are classified as non-current. A liability is current when it is expected to be settled within twelve months from the end of the reporting periods. All other liabilities are classified as non-current. Deferred tax assets and liabilities are classified as "non-current" and presented net when appropriate in accordance with the provisions of IAS 12 - *Income Tax*.

Presentation and functional currency

Exito Group's consolidated financial statements are presented in millions of Colombian pesos, except otherwise stated, which is also Almacenes Exito S.A.'s functional currency. For each entity, Exito Group determines the functional currency and items included in the financial statements of each entity are measured using that functional currency.

Hyperinflation

Argentina's accumulated inflation rate over the past three years at December 31, 2023 calculated using different consumer price index combinations has exceeded 100%, and therefore is considered to be hyperinflationary.

Financial statements related to the subsidiary in Argentina, have been adjusted for hyperinflation pursuant to IAS 29 - Financial Reporting in Hyperinflationary Economies. As such, Libertad S.A.'s financial statements and the corresponding figures for previous periods have been restated for the changes in the general purchasing power of the functional currency and, as a result, are stated in terms of the measuring unit current at the end of the reporting periods. In applying the provisions of IAS 29, the Exito Group has used the historical cost approach.

Foreign operations

The financial statements of subsidiaries that are carried in a functional currency other than the Colombian peso have been translated into Colombian pesos. Transactions and balances are translated as follows, except for subsidiaries located in hyperinflationary economies in which case all balances and transactions are translated at closing rates:

- Assets and liabilities are translated into Colombian pesos at the period closing exchange rate,
- Income-related items are translated into Colombian pesos using the period's average exchange rate,
- Equity transactions in foreign currency are translated into Colombian pesos at the exchange rate on the date of each transaction.

Exchange differences arising from the translation are directly recognized in a separate component of equity and are reclassified to the statement of profit or loss upon loss of control in the subsidiary.

Foreign currency transactions

Transactions in foreign currency are defined as those denominated in a currency other than the functional currency. Exchange differences arising from the settlement of such transactions, between the historical exchange rate when recognized and the exchange rate in force on the date of collection or payment, are recorded as exchange gains or losses and presented as part of the net financial results in the statement of profit or loss.

Monetary balances at reporting date expressed in a currency other than the functional currency are updated based on the exchange rate at the end of the reporting period, and the resulting exchange differences are recognized as part of the net financial results in the statement of profit or loss. For this purpose, monetary balances are translated into the functional currency using the market spot rate (*).

Non-monetary items are not translated at period closing exchange rate but are measured at historical cost (at the exchange rates on the date of each transaction), except for non-monetary items measured at fair value such as forward and swap financial instruments, which are translated using the exchange rates on the date of measurement of the fair value thereof.

Any goodwill arising on the acquisition of a foreign operation and any fair value adjustments to the carrying amounts of assets and liabilities arising on the acquisition are treated as assets and liabilities of the foreign operation and translated at the spot rate of exchange at the reporting date.

(*) Market Representative Exchange Rate means the average of all market rates negotiated during the closing day (closing exchange rate), equivalent to the international "spot rate", as also defined by IAS 21 - Effects of Changes in Foreign Exchange Rates, as the spot exchange rate in force at the closing of the reporting period.

Offsetting of financial instruments

Financial assets and financial liabilities are offset, and the net amount is reported in the consolidated statement of financial position if there is a currently enforceable legal right to offset the recognized amounts and there is an intention to settle on a net basis, to realize the assets and settle the liabilities simultaneously.

Fair value measurement

The fair value is the price to be received upon the sale of an asset or paid out upon transferring a liability under an orderly transaction carried out by market participants on the date of measurement.

The fair value of an asset or a liability is measured using the assumptions that market participants would use when pricing the asset or liability, assuming that market participants act in their economic best interest.

A fair value measurement of a non-financial asset takes into account a market participant's ability to generate economic benefits by using the asset in its highest and best use or by selling it to another market participant that would use the asset in its highest and best use.

Éxito Group uses valuation techniques that are appropriate in the circumstances and for which sufficient data are available to measure fair value, maximizing the use of relevant observable inputs and minimizing the use of unobservable inputs.

All assets and liabilities for which fair value is measured or disclosed in the financial statements are categorized within the fair value hierarchy, described as follows, based on the lowest level input that is significant to the fair value measurement as a whole:

- Level 1 - Quoted (unadjusted) market prices in active markets for identical assets or liabilities,
- Level 2 - Valuation techniques for which the lowest level input that is significant to the fair value measurement is directly or indirectly observable,
- Level 3 - Valuation techniques for which the lowest level input that is significant to the fair value measurement is unobservable.

For assets and liabilities that are recognized in the financial statements at fair value on a recurring basis, Éxito Group determines whether transfers have occurred between levels in the hierarchy by re-assessing categorization (based on the lowest level input that is significant to the fair value measurement as a whole) at the end of each reporting period.

Investments in associates and joint arrangements

An associate is an entity over which is in a position of exercising significant influence, but not control or joint control, through the power of participating in decisions regarding operating and financial policies of the associate. In general, significant influence is presumed in those cases in which a stake of more than 20% is held.

A joint arrangement is an agreement by means of which two or more parties maintain joint control. Joint arrangements can be joint operations or joint ventures. There is joint control only when decisions on significant activities require the unanimous consent of the parties that share control. Acquisitions of such arrangements are recorded using the principles applicable to business combinations set out by IFRS 3.

A joint venture is a joint arrangement by which the parties having joint control over the arrangement are entitled to the net assets of the arrangement. Such parties are known as participants in a joint venture.

A joint operation is a joint arrangement by means of which the parties having joint control over the arrangement are entitled to the assets and liability-related obligations associated with the arrangement. Such parties are known as joint operators.

Investments in associates or joint ventures are accounted for using the equity method.

Under the equity method, investment in associates and joint ventures is recorded at cost upon initial recognition and subsequently the carrying amount of the investment is adjusted to recognize changes in Exito Group's share of net assets of the associate or joint venture since the acquisition date. Such changes are recognized in profit or loss or in other comprehensive income, as appropriate. Dividends received from an investee are deducted from the carrying value of the investment.

The financial statements of the associate or joint venture are prepared for the same reporting period as Éxito Group. When necessary, adjustments are made to bring the accounting policies in line with those of Exito Group.

Unrealized gains or losses from transactions between Éxito Group and associates and joint ventures are eliminated in the proportion of Éxito Group's interest in such entities upon application of the equity method.

After application of the equity method, Éxito Group determines whether it is necessary to recognize an impairment loss on its investment in its associate or joint venture. At each reporting date, Éxito Group determines whether there is objective evidence that the investment in the associate or joint venture is impaired. If there is such evidence, Éxito Group calculates the amount of impairment as the difference between the recoverable amount of the associate or joint venture and its carrying value, and then recognizes the loss within "Share of profit of an associate and joint ventures" in the statement of profit or loss.

Transactions involving a loss of significant influence over an associate or joint venture are booked recognizing any ownership interest retained at its fair value, and the gain or loss arising from the transaction is recognized in profit or loss including the relevant items of other comprehensive income.

Wherever the share of the losses of a subsidiary, associate or joint venture equals to or exceeds its interest therein, ceases to recognize its share of additional losses. A provision is recognized once the interest comes to zero, only in as much as have incurred legal or constructive liabilities.

Dividends are recognized when the right to receive payment for investments classified as financial instruments arise; dividends received from associates and joint ventures, that were measure using the equity method, are recognized as a financial income against a decrease in the carrying amount of the investment in these associates or joint ventures.

Goodwill

Goodwill is recognized as the excess of the fair value of the consideration transferred over the fair value of net assets acquired. After initial recognition, goodwill is carried at cost less any accumulated impairment losses. For purposes of impairment testing, from the date of the acquisition, goodwill is allocated to the cash-generating unit or group of cash-generating units that are expected to benefit from the business combination.

Impairment test is described on impairment of assets note.

Put options on the holders of non-controlling interests

Under current IFRS, it is not clear how to account for put options that are granted to holders of non-controlling interests ("NCI") at the date of acquiring control of a subsidiary. There is a lack of explicit guidance in IFRS and potential contradictions between the requirements of IFRS 10 (in respect of accounting for NCI and changes in ownership without loss of control) and IAS 32.

As such Exito Group has developed an accounting policy, which has been consistently applied.

Under such accounting policy, since the Exito Group does not have a present ownership interest in the shares subject to the put, the requirements of IFRS 10 take precedence over those of IAS 32.

While the NCI put remains unexercised, the accounting at the end of each reporting period is as follows:

- Éxito Group determines the amount that would have been recognized for NCI, including the allocations of profit or loss, allocations of changes in other comprehensive income and dividends declared for the reporting period, as required by IFRS 10 paragraph B94;
- The NCI is de-recognized as if it were acquired at that date; and,
- A financial liability is recognized at the present value of the amount payable on exercise of the NCI put in accordance with IFRS 9.

Any difference between the financial liability and the carrying amount of the NCI is considered an equity transaction between controlling shareholders and non-controlling interests with no change in control and accounted for in equity (see Note 20).

IASB is considering the accounting for written puts on NCI as part of its ongoing project on Financial Instruments with Characteristics of Equity. There may be changes in the accounting going forward pending resolution of the standard setting project.

Intangible assets

Intangible assets acquired separately are initially recognized at cost.

Internally generated trademarks are not recognized in the statement of financial position.

The cost of intangible assets includes acquisition cost, import duties, indirect not-recoverable taxes and costs directly incurred to bring the asset to the place and use conditions foreseen by Éxito Group's management, after trade discounts and rebates, if any.

Intangible assets having indefinite useful lives are not amortized, but are subject to impairment testing, on an annual basis or whenever there is indication of impairment.

Intangible assets having a defined useful life are amortized using the straight-line method over their estimated useful lives. Estimated useful lives are:

Acquired software	Between 3 and 5 years
ERP-like acquired software	Between 5 and 8 years

Amortization expense and impairment losses are recognized in the statement of profit or loss.

An intangible asset is derecognized upon disposal or when no future economic benefit is expected from its use or disposal. The gain or loss from derecognition of an asset is calculated as the difference between the net proceeds of sale and the carrying amount of the asset and is included in profit or loss.

Useful lives and amortization methods are reviewed at each reporting date and changes, if any, are applied prospectively.

Property, plant and equipment

Property, plant and equipment are initially measured at cost; subsequently they are measured at cost less accumulated depreciation and less accumulated impairment losses.

The cost of property, plant and equipment items includes acquisition cost, import duties, non-recoverable indirect taxes, future dismantling costs, if any, borrowing costs directly attributable to the acquisition of a qualifying asset and the costs directly attributable to place the asset in the site and usage conditions foreseen by Éxito Group's management, net of trade discounts and rebates.

Costs incurred for expansion, modernization and improvements that increase productivity, capacity or efficiency, or an increase in the useful lives thereof, are capitalized. Maintenance and repair costs from which no future benefit is foreseen are expensed.

Land and buildings are deemed to be individual assets, whenever they are material and physical separation is feasible from a technical viewpoint, even if they have been jointly acquired.

Assets under construction are transferred to operating assets upon completion of the construction or commencement of operation and depreciated as of that moment.

The useful life of land is unlimited and consequently it is not depreciated. All other items of property, plant and equipment are depreciated using the straight-line method over their estimated useful lives.

The categories of property, plant and equipment and relevant useful lives are as follows:

Computers	5 years
Vehicles	5 years
Machinery and equipment	From 10 to 20 years
Furniture and office equipment	From 10 to 12 years
Other transportation equipment	From 5 to 20 years
Surveillance team armament	10 years
Other property, plant and equipment	From 10 to 20 years
Installations	From 40 to 50 years
Buildings	From 40 to 50 years
Improvements to third-party properties	40 years or the term of the lease agreement or the remaining of the lease term, whichever is less

Residual values, useful lives and depreciation methods are reviewed at the end of each year, and changes, if any, are applied prospectively.

An item of property, plant and equipment is derecognized (a) upon its sale or (b) whenever no future economic benefit is expected from use or it is disposed. The gain or loss from derecognition of an asset is the difference between the net proceeds of sale and the carrying amount of the asset. Such effect is recognized in profit or loss.

Investment property

This category includes the shopping malls and other property owned by Éxito Group.

Investment properties are initially measured at cost, including transaction costs. Following initial recognition, they are stated at historical cost less accumulated depreciation and accumulated impairment losses.

Investment property is depreciated using the straight-line method over the estimated useful life. The useful life estimated to depreciate buildings classified as investment property is from 40 to 50 years.

Transfers are made from investment properties to other assets and from other assets to investment properties only whenever there is a change in the use of the asset. For transfers from investment property to property, plant and equipment or to inventories, the cost taken into consideration for subsequent accounting is the carrying amount on the date the use is changed. If a property, plant and equipment item would become investment property, it will be recorded at carrying amount on the date it changes.

Investment property is derecognized upon its sale or whenever no future economic benefit is expected from the use or disposition thereof.

The gain or loss from derecognition of investment properties is the difference between the net proceeds of sale and the carrying amount of the asset and recognized in profit or loss.

The fair values of investment property are updated on an annual basis for the purposes of disclosure in the financial statements.

Non-current assets held for sale and discontinued operations

Non-current assets and disposal groups are classified as held for sale if their carrying amount will be recovered principally through a sale transaction rather than through continuing use.

The criteria for classification as held for sale is regarded as met whenever an asset or group of assets are available for immediate sale, under current condition, and the sale is highly probable to occur. In order for the sale to be highly probable, the Éxito Group management must be committed to a plan to sell the asset (or assets or disposal groups) and the sale is expected within the year following the classification date.

Non-current assets and disposal groups are measured at the lower of carrying amount or fair value, less costs to sell, and are not depreciated or amortized as of the date they are classified as held for sale. Such assets or disposal groups are presented separately as current items in the statement of financial position.

In the statement of profit or loss for the current period and for that of the comparative previous period, revenue, costs and expenses from a discontinued operation are presented separately from those from continuing activities, in one single line item as profit or loss after tax from discontinued operations. An operation is deemed to be discontinued whenever it represents a business line or geographical area of operations that are material to Éxito Group.

Leases

Éxito Group assesses at contract inception whether a contract is, or contains, a lease. That is, if the contract conveys the right to control the use of an identified asset for a period of time in exchange for consideration.

Group as a lessee

Éxito Group applies a single recognition and measurement approach for all leases, except for short-term leases and leases of low-value assets. Éxito Group recognizes lease liabilities to make lease payments and right-of-use assets representing the right to use the underlying assets.

Right of use asset

Éxito Group recognizes right-of-use assets at the commencement date of the lease (i.e., the date the underlying asset is available for use). Right-of-use assets are measured at cost, less any accumulated depreciation and impairment losses, and adjusted for any remeasurement of lease liabilities. The cost of right-of-use assets includes the amount of lease liabilities recognized, initial direct costs incurred, and lease payments made at or before the commencement date less any lease incentives received. Right-of-use assets are depreciated on a straight-line basis over the shorter of the lease term and the estimated useful lives of the assets.

The right-of-use assets are also subject to impairment.

Lease liabilities

At the commencement date of the lease, Éxito Group recognizes lease liabilities measured at the present value of lease payments to be made over the lease term. The lease payments include fixed payments (including in-substance fixed payments) less any lease incentives receivable, variable lease payments that depend on an index or a rate, and amounts expected to be paid under residual value guarantees. The lease payments also include the exercise price of a purchase option reasonably certain to be exercised by Éxito Group and payments of penalties for terminating the lease, if the lease term reflects Éxito Group exercising the option to terminate.

Variable lease payments that do not depend on an index or a rate are recognized as expenses (unless they are incurred to produce inventories) in the period in which the event or condition that triggers the payment occurs.

In calculating the present value of lease payments, Éxito Group uses its incremental borrowing rate at the lease commencement date because the interest rate implicit in the lease is not readily determinable. After the commencement date, the amount of lease liabilities is increased to reflect the accretion of interest and reduced for the lease payments made. In addition, the carrying amount of lease liabilities is remeasured if there is a modification, a change in the lease term, a change in the lease payments (e.g., changes to future payments resulting from a change in an index or rate used to determine such lease payments) or a change in the assessment of an option to purchase the underlying asset.

Éxito Group as a lessor

Leases in which Éxito Group does not transfer substantially all the risks and rewards incidental to ownership of an asset are classified as operating leases. Rental income arising is accounted for on a straight-line basis over the lease terms and is included in revenue in the statement of profit or loss due to its operating nature. Initial direct costs incurred in negotiating and arranging an operating lease are added to the carrying amount of the leased asset and recognized over the lease term on the same basis as rental income. Contingent rents are recognized as revenue in the period in which they are earned.

Short term leases and leases of low value assets

Éxito Group applies the short-term lease recognition exemption to its short-term leases (i.e., those leases that have a lease term of 12 months or less from the commencement date and do not contain a purchase option). It also applies the lease of low-value assets recognition exemption to leases that are considered to be low value, such as furniture and office equipment, computers, machinery and equipment and intangibles. Lease payments on short-term leases and leases of low-value assets are recognized as expense on a straight-line basis over the lease term.

Borrowing costs

Borrowing costs directly attributable to the acquisition, construction or manufacturing of a qualifying asset, in other words an asset that necessarily takes a substantial period (generally more than six months) to become ready for its intended use or sale, are capitalized as part of the cost of the respective asset. Other borrowing costs are accounted for as expenses during the period they are incurred. Borrowing costs consist of interest and other costs incurred in connection with the borrowing of funds.

Impairment of non-financial assets

Éxito Group assesses at each reporting date, whether there is an indication that an asset may be impaired. If any indication exists, or when annual impairment testing for an asset is required, Éxito Group estimates the asset's recoverable amount. An asset's recoverable amount is the higher of an asset's or CGU's fair value less costs of disposal and its value in use. The recoverable amount is determined for an individual asset, unless the asset does not generate cash inflows that are largely independent of those from other assets or groups of assets.

To assess impairment losses, assets are grouped at the level of cash-generating units, and estimation is made of the recoverable amount. Éxito Group has defined each store or each shop as an individual cash-generating unit.

The recoverable amount is the higher of the fair value less the costs of selling the cash-generating unit or groups of cash-generating units and its value in use. This recoverable amount is determined for an individual asset, unless the asset does not generate cash flows that are largely independent of the cash flows from other assets or groups of assets.

When the carrying amount of an asset or CGU exceeds its recoverable amount, the asset is considered impaired and is written down to its recoverable amount.

To determine the fair value less the costs of disposal, a pricing model is used in accordance with the cash-generating unit or groups of cash-generating units, if it can be established.

To assess the value in use:

- Estimation is made of future cash flows of the cash-generating unit over a period not to exceed five years. Cash flows beyond a 3-year period are estimated by applying a steady or declining growth rate.
- The terminal value is estimated by applying a perpetual growth rate, according to the forecasted cash flow at the end of the five-year period.
- The cash flows and terminal value are discounted to present value, using a post-tax discount rate that reflects current market assessments of the time value of money and the risks specific to the asset.

For assets excluding goodwill, an assessment is made at each reporting date to determine whether there is an indication that previously recognized impairment losses no longer exist or have decreased. If such indication exists, Éxito Group estimates the asset's or CGU's recoverable amount. A previously recognized impairment loss is reversed only if there has been a change in the assumptions used to determine the asset's recoverable amount since the last impairment loss was recognized. The reversal is limited so that the carrying amount of the asset does not exceed its recoverable amount, nor exceed the carrying amount that would have been determined, net of depreciation, had no impairment loss been recognized for the asset in prior years.

Impairment losses are accounted in profit or loss in the amount of the excess of the carrying amount of the asset over recoverable amount thereof; first, reducing the carrying amount of the goodwill allocated to the cash-generating unit or group of cash-generating units; and second, if there would be a remaining balance, by reducing all other assets of the cash-generating unit or group of units as a function of the carrying amount of each asset until such carrying amount reaches zero.

Goodwill is tested for impairment annually as at 31 December and when circumstances indicate that the carrying value may be impaired. Impairment is determined for goodwill by assessing the recoverable amount of each CGU (or group of CGUs) to which the goodwill relates. When the recoverable amount of the CGU is less than its carrying amount, an impairment loss is recognized. Impairment losses relating to goodwill cannot be reversed in future periods. Intangible assets with indefinite useful lives are tested for impairment annually as at 31 December at the CGU level, as appropriate, and when circumstances indicate that the carrying value may be impaired.

Inventories

Inventories include goods acquired with the purpose of being sold in the ordinary course of business, goods in process of manufacturing or construction with a view to such sale, and goods to be consumed in the process of production or provision of services.

Inventories in transit are recognized upon receipt of all substantial risks and benefits attached to the asset, according to performance obligations satisfied by the seller, as appropriate under procurement conditions.

Inventories also include real estate property where construction or development of a real estate project has been initiated with a view to future selling.

Inventories purchased are recorded at cost, including warehouse and handling costs, to the extent that these costs are necessary to bring inventories to their present location and condition, that is to say, upon completion of the production process or receipt at the store.

Inventories are measured using the first-in-first-out (FIFO) method. Logistics costs and supplier discounts are capitalized as part of the inventories and recognized in cost of goods sold upon sale. Losses on inventory obsolescence and damages are presented as a reduction to inventories at each reporting date.

Inventories are accounted for at the lower of cost or net realizable value. Net realizable value is the selling price in the ordinary course of business, less the estimated costs to sell.

Rebates and discounts received from suppliers are measured and recognized based upon executed contracts and agreements and recorded as cost of sales when the corresponding inventories are sold.

Inventories are adjusted for obsolescence and damages, which are periodically reviewed and assessed.

Financial instruments

A financial instrument is any contract that gives rise to a financial asset of one entity and a financial liability or equity instrument of another entity.

Financial assets

Financial assets are recognized in the statement of financial position when Éxito Group becomes party to the contractual provisions of the instrument. Financial assets are classified at initial recognition, as subsequently measured at:

- Fair value through profit or loss,
- Amortized cost, and
- Fair value through other comprehensive income.

The classification depends on the business model used to manage financial assets and on the characteristics of the cash flows from the financial asset; such classification is defined upon initial recognition. Financial assets are classified as current assets, if they mature in less than one year; otherwise they are classified as non-current assets.

a. Financial assets measured at fair value through profit or loss

Includes financial assets incurred mainly seeking to manage liquidity through frequent sales of the instrument. These instruments carried in the statement of financial position at fair value with net changes in fair value are recognized in the statement of profit or loss.

b. Financial assets measured at amortized cost

These are non-derivative financial assets with known payments and fixed maturity dates, for which there is an intention and capability of collecting the cash flows from the instrument under a contract.

These financial assets at amortized cost are subsequently measured using the effective interest method and are subject to impairment. The amortized cost is estimated by adding or deducting any premium or discount, revenue or incremental cost, during the remaining life of the instrument. Gains and losses are recognized in the statement of profit or loss when the asset is derecognized, modified or impaired.

c. Financial assets at fair value through other comprehensive income

They represent variable-income investments not held for trading nor deemed an acquirer's contingent consideration in a business combination. Éxito Group made an irrevocable election at initial recognition for these investments that would otherwise be measured at fair value through profit or loss to present subsequent changes in fair value in other comprehensive income.

In case these assets are derecognized, the gains and losses previously recognized in other comprehensive income are reclassified to retained earnings.

d. Loans and accounts receivable

Loans and accounts receivable are financial assets issued or acquired in exchange for cash, goods or services delivered to a debtor.

Accounts receivable from sales transactions are measured at invoice values less allowance for expected credit losses. These accounts receivable are recognized when all risks and benefits have been transferred to a third party and all performance obligations agreed upon with the customer have been met or are in the process of being met.

Long-term loans (more than one year of issuance date) are measured at amortized cost using the effective interest method. Expected credit losses are recognized in the statement of profit or loss.

These instruments are included as current assets, except for those maturing after 12 months of the reporting date, which are classified as non-current assets. Accounts receivable expected to be settled over a period of more than 12 months and include payments during the first 12 months, are shown as non-current portion and current portion, respectively.

e. Effective interest method

Is the method to estimate the amortized cost of a financial asset and the allocation of interest revenue during the entire relevant period. The effective interest rate is the rate that exactly discounts the estimated net future cash flows receivable (including all charges received that are an integral part of the effective interest rate, transaction costs and other rewards or discounts), during the expected life of a financial asset.

f. Impairment of financial assets

Given that trade accounts receivable and other accounts receivable are deemed to be short-term receivables of less than 12 months as of the date of issue and do not contain a significant financial component, impairment thereof is estimated from initial recognition and on each presentation date as the expected loss for the following 12 months.

For financial assets other than those measured at fair value, expected losses are measured over the life of the relevant asset. For this purpose, determination is made of whether the credit risk arising from the asset assessed on an individual basis has significantly increased, by comparing the risk of default on the date of presentation against that on the date of initial recognition; if so, an impairment loss is recognized in profit or loss in the amount of the credit losses expected over the following 12 months.

g. Derecognition

Financial assets are derecognized when the contractual rights to the cash flows from the financial asset expire or the Éxito Group transfers the contractual rights to receive the cash flows of the financial asset.

Financial liabilities

Financial liabilities are recognized in the statement of financial position when Éxito Group becomes a party pursuant to the instrument's terms and conditions. Financial liabilities are classified and subsequently measured at fair value through profit or loss or amortized cost.

a. Financial liabilities measured at fair value through profit or loss.

Financial liabilities are classified under this category when held for trading or when upon initial recognition they are designated at fair value through profit or loss.

b. Financial liabilities measured at amortized cost.

Include loans and bonds issued, which are initially measured at the actual amount received net of transaction costs and subsequently measured at amortized cost using the effective interest method.

c. Effective interest method

The effective interest method is the method to calculate the amortized cost of a financial liability and the allocation of interest expenses over the relevant period. The effective interest rate is the rate that accurately discounts estimated future cash flows payable during the expected life of a financial liability, or, as appropriate, a shorter period whenever a prepayment option is associated to the liability and it is likely to be exercised.

d. Derecognition

A financial liability or a part thereof is derecognized upon settlement or expiry of the contractual obligation.

Interest income

Interest income is recognized using the effective interest method.

Cash and cash equivalents

Include cash at hand and in banks, receivables for sales made with debit and credit card and highly liquid investments. To be classified as cash equivalents, investments should meet the following criteria:

- Short-term investments, in other words, with terms less than or equal to three months as of acquisition date,
- Highly liquid investments,
- Readily convertible into a known amount of cash, and
- Subject to an insignificant risk of change in value.

In the statement of financial position, overdraft accounts with financial institutions are classified as financial liabilities. In the statement of cash flows such overdrafts are shown as a component of cash and cash equivalents, provided they are an integral part of Éxito Group's cash management system.

Derivative financial instruments

Éxito Group uses derivative financial instruments to mitigate the exposure to variation in interest and exchange rates. These derivative financial instruments are initially recognized at fair value on the date on which a derivative contract is entered into and are subsequently remeasured at fair value at the end of each reporting period. They are presented as non-current assets or non-current liabilities whenever the remaining maturity of the hedged item exceeds 12 months, otherwise they are presented as current assets and current liabilities.

Gains or losses arising from changes in the fair value of derivatives are recognized as financial income or expenses. Derivative financial instruments that meet hedge accounting requirements are accounted for pursuant to the hedge accounting policy, described below.

Hedge accounting

Éxito Group uses hedge instruments to mitigate the risks associated with changes in the exchange rates related to its investments in foreign operations and in the exchange and interest rates related to its financial liabilities.

A hedging relationship qualifies for hedge accounting if it meets all of the following effectiveness requirements:

- There is 'an economic relationship' between the hedged item and the hedging instrument.
- The effect of credit risk does not 'dominate the value changes' that result from that economic relationship.
- The hedge ratio of the hedging relationship is the same as that resulting from the quantity of the hedged item that Éxito Group actually hedges and the quantity of the hedging instrument that Éxito Group actually uses to hedge that quantity of hedged item.

The documentation includes identification of the hedging instrument, the hedged item, the nature of the risk being hedged and how Éxito Group will assess whether the hedging relationship meets the hedge effectiveness requirements (including the analysis of sources of hedge ineffectiveness and how the hedge ratio is determined).

Hedges are classified and booked as follows, upon compliance with hedge accounting criteria:

- Cash flow hedges include hedges covering the exposure to the variation in cash flows arising from a particular risk associated to a recognized asset or liability or to a foreseen transaction whose occurrence is highly probable and may have an impact on period results.

Derivative instruments are recorded as cash flow hedge, using the following principles:

- The effective portion of the gain or loss on the hedge instrument is recognized directly in stockholders' equity in other comprehensive income. In case the hedge relationship no longer meets the hedging ratio but the objective of management risk remains unchanged, Éxito Group should "rebalance" the hedge ratio to meet the eligibility criteria.
- Any remaining gain or loss on the hedge instrument (including arising from the "rebalancing" of the hedge ratio) is ineffective, and therefore should be recognized in profit or loss.
- Amounts recorded in other comprehensive income are immediately transferred to the profit or loss together with the hedged transaction, for example, when the hedged financial income or expense is recognized or when a forecast sale occurs. When the hedged item is the cost of a non-financial asset or liability, the amounts recorded in equity are transferred to the initial carrying amount of the non-financial asset or liability.
- Éxito Group should prospectively discontinue hedge accounting only when the hedge relationship no longer meets the qualification criteria (after taking into account any rebalancing of the hedge relationship).

- If the expected transaction or firm commitment is no longer expected, amounts previously recognized in OCI are transferred to the Statements of Income. If the hedging instrument expires or is sold, terminated or exercised without replacement or rollover, or if its hedge classification is revoked, gains or losses previously recognized in comprehensive income remain deferred in equity in other comprehensive income until the expected transaction or firm commitment affect profit or loss.
- Fair-value hedges: this category includes hedges covering the exposure to changes in the fair value of recognized assets or liabilities or unrecognized firm commitments.

A change in the fair value of a derivative that is a fair-value hedging instrument is recognized in the statement of profit or loss as financial expense or income. A change in the fair value of a hedged item attributable to the hedged risk is booked as part of the carrying amount of the hedged item and is also recognized in the statement of profit or loss as financial expense or revenue.

Whenever an unrecognized firm commitment is identified as a hedged item, the subsequent accrued change in the fair value of the firm commitment attributable to the hedged risk will be recognized as an asset or liability and the relevant gain or loss will be recognized in profit or loss. For the years ended 2023 and 2022, Exito Group has not designated any derivative financial instrument as fair value hedge.

- Net investment hedges in a foreign operation: this category includes hedges covering exposure to the variation in exchange rates arising from the translation of foreign businesses to Almacenes Exito S.A.'s reporting currency.

The effective portion of the changes in the fair value of derivative instruments defined as instruments to hedge a net investment in a foreign operation is recognized in other comprehensive income. The gain or loss related to the non-effective portion is recognized in the statement of profit or loss.

If the Company would dispose of a foreign business, in whole or in part, the accrued value of the effective portion recorded to other comprehensive income is reclassified to the statement of profit or loss.

Employee benefits

- a. Post-employment: defined contribution plans

Post-employment benefit plans under which there is an obligation to make certain predetermined contributions to a separate entity (a retirement fund or insurance company) and there is no further legal or constructive obligation to pay additional contributions. Such contributions are recognized as expenses in the statement of profit or loss, in as much as the relevant contributions are enforceable.

- b. Post-employment: defined benefit plans

Post-employment defined benefit plans are those under which there is an obligation to directly provide retirement pension payments and retroactive severance pay, pursuant to Colombian legal requirements. Exito Group has no specific assets intended for guaranteeing the defined benefit plans.

Post-employment defined benefit plan liabilities are estimated for each plan, with the support of independent third parties, applying the projected credit unit's actuarial valuation method, using actuarial assumptions on the date of the period reported, such as discount rate, salary increase expectations, average time of employment, life expectancy and personnel turnover. Actuarial gains or losses are recognized in other comprehensive income. Interest expense on post-employment benefits plans, as well as settlements and plan reductions, are recognized in profit or loss as financial costs.

- c. Long-term employee benefits

These are benefits not expected to be fully settled within twelve months following the reporting date regarding which employees render their services. These benefits relate to time-of-service bonuses and similar benefits. Exito Group has no specific assets intended for guaranteeing long-term benefits.

The liability for long-term benefits is determined separately for each plan with the support of independent third parties, following the actuarial valuation of the forecasted credit unit method, using actuarial assumptions on the date of the reporting period. The cost of current service, cost of past service, cost for interest, actuarial gains and losses, as well as settlements or reductions in the plan are recognized in the statement of profit or loss.

- d. Short-term employee benefits

These are benefits expected to be fully settled within twelve months and after the reporting date regarding which the employees render their services. Such benefits include a share of profits payable to employees based on performance. Short-term benefit liabilities are measured based on the best estimation of disbursements required to settle the obligations on the reporting date.

- e. Employee termination benefits

Exito Group pays employees certain benefits upon termination, whenever decision is made to terminate a labor contract earlier than on the ordinary retirement date, or whenever an employee accepts a benefit offer in exchange for termination of his labor contract.

Termination benefits are classified as short-term employee benefits and are recognized in profit or loss when they are expected to be fully settled within 12 months of the end of the reporting period; and are classified as long-term employee benefits when they are expected to be settled after 12 months of the end of the reporting period.

Provisions, contingent assets, and liabilities

Exitó Group recognizes a provision for all present obligations resulting from past events, for which it is probable that an outflow of resources embodying economic benefits will be required to settle the obligation and can be reliably estimated.

Provisions are recognized at the present value of the best estimation of cash outflows required to settle the liability. In those cases where there is expectation that the provision will be reimbursed, in full or in part, the reimbursement is recognized as a separate asset only if virtually certain.

The provisions are revised periodically and estimated based on the best information available on the reporting date.

Provisions for onerous contracts are recognized whenever unavoidable costs to be incurred in performing under the contract exceed the economic benefits expected to be received.

A restructuring provision is recognized whenever there is a constructive obligation to conduct a reorganization, when a formal and detailed restructuring plan has been prepared and has raised a valid expectation in those affected and announced prior to the reporting date.

Contingent liabilities are obligations arising from past events, whose existence is subject to the occurrence or non-occurrence of future events not entirely under the control of Éxito Group; or current obligations arising from past events, from which the amount of the obligation cannot be reliably measured, or it is not probable that an outflow of resources will be required to settle the obligation. Contingent liabilities are not recognized; instead, they are disclosed in notes to the financial statements, unless the possibility of any outflow is remote.

A contingent asset is a possible asset that arises from past events, whose existence will be confirmed only by the occurrence or non-occurrence of future events not entirely under the control of Éxito Group. Contingent assets are not recognized in the statement of financial position unless realization is virtually certain. Instead, they are disclosed in the notes to the financial statements when an inflow of economic benefit is probable.

Taxes

Taxes include the following:

Colombia:

- Income tax,
- Real estate tax, and
- Industry and trade tax.

Argentina:

- Income tax,
- Province taxes,
- Tax on personal property - substitute responsible party, and
- Municipal trade and industry tax.

Uruguay:

- Income tax IRIC: (*Impuesto a las Rentas de Industria y Comercio*, in Spanish),
- Tax on equity,
- Real property tax,
- Industry and trade tax,
- Tax on Control of Stock Corporations ICOSA (*Impuesto de Control a las Sociedades Anónimas*, in Spanish),
- National tax on wine production (INAVI), and
- Tax on the Disposal or Transfer of Agricultural and Livestock Assets IMEBA (*Impuesto a la Enajenación de Bienes Agropecuarios*, in Spanish).

Current income tax

Current income tax in Colombia is assessed on the higher of the presumed profits and the taxable net income at the enacted rate applicable to the corresponding fiscal year and the end of the period of presentation of financial statements.

For subsidiaries in Uruguay and Argentina, current income tax is assessed at enacted tax rates.

Exitó Group continuously evaluates the positions assumed in the tax declarations with respect to situations in which certain interpretations may exist in the tax laws to adequately record the amounts that are expected to be paid.

Current tax assets and liabilities are offset for presentation purposes if there is a legally enforceable right, they have been incurred with the same tax authority and the intention is to settle them at net value or realize the asset and settle the liability simultaneously.

Deferred income tax

Deferred tax is provided using the liability method on temporary differences between the tax bases of assets and liabilities and their carrying amounts for financial reporting purposes at the reporting date.

Deferred income tax arises from temporary differences that give rise to differences between the accounting base and the taxable base of assets and liabilities. Deferred income tax assets and liabilities are measured at the tax rates that are expected to apply when the asset is realized or the liability is settled, based on the tax rates (and tax laws) that have been enacted or substantively enacted at the reporting period.

Deferred income tax assets are only recognized if it is probable that there will be future taxable income against which such deductible temporary differences may be offset. Deferred income tax liabilities are always recognized.

The effects of the deferred tax are recognized in income for the period or in other comprehensive income depending on where the originating profits or losses were booked, and they are shown in the statement of financial position as non-current items.

For presentation purposes, deferred tax assets and liabilities are offset if there is a legally enforceable right and they have been incurred with the same tax authority.

No deferred tax liabilities are carried for the total of the differences that may arise between the accounting balances and the taxable balances of investments in associates and joint ventures, since the exemption contained in IAS 12 is applied when recording such deferred income tax liabilities.

Revenue from contracts with customers

Revenue is measured at the fair value of the consideration received or to be received, net of trade rebates, cash discounts and volume discounts; value added tax is excluded.

Retail sales

Revenue from retail sales is recognized at the point in time when control of the asset is transferred to the customer, upon delivery of the goods and receipt of consideration.

- Loyalty programs

Under their loyalty programs, certain subsidiaries award customer points on purchases, which may be exchanged in future for benefits such as prizes or goods available at the stores, means of payment or discounts, redemption with allies and continuity programs, among other. Points are measured at fair value, which is the value of each point received by the customer, taking the various redemption strategies into consideration. The fair value of each point is estimated at the end of each accounting period.

The obligation of awarding such points is recorded in the liability side as a deferred revenue that represents the portion of unredeemed benefits at fair value, considering for such effect the redemption rate and the estimated portion of points expected not to be redeemed by the customers.

Revenue from services

Revenue from the provision of services is recognized at a point in time, when the performance obligations agreed upon with the customer have been satisfied. Revenue from services recognized over time is not material.

Lease income

Lease income on investment properties is recognized on a straight-line basis over the term of the agreement.

Other revenue

Royalties are recognized upon fulfilment of the conditions set out in the agreements.

Principal or agent

Contracts to provide goods or services to customers on behalf of other parties are analyzed on the grounds of specific criteria to determine when Éxito Group acts as principal and when as a commission agent.

When another party is involved in providing goods or services to a customer, Exito Group determines whether the nature of its promise is a performance obligation to provide the specified goods or services itself (principal) or to arrange for those goods or services to be provided by the other party (agent). Revenue from contracts in which Exito Group acts as an agent are immaterial.

Earnings per share

Basic earnings per share are calculated by dividing the profit for the period attributable to Éxito Group, by the weighted average of common shares outstanding during the year, excluding, if any, common shares acquired by Éxito Group and held as treasury shares.

For the purpose of calculating diluted earnings per share, profit or loss attributable to equity holders of the parent entity, and the weighted average number of shares outstanding, are adjusted for the effects of all dilutive potential ordinary shares, if any.

There were no dilutive potential ordinary shares outstanding at the end of the reporting period.

Costs and expenses

Costs and expenses are recognized in period results upon (a) a decrease in economic benefits, associated with a decrease in assets or an increase in liabilities, and the value thereof may be reliably measured and (b) a disbursement does not generate future economic benefits or when it does not meet the necessary requirements for its registration as an asset.

Note 5. Adoption of new standards, amendments to and interpretations of existing standards issued by the IASB.

Note 5.1. New and amended standards and interpretations.

Éxito Group applied amendments and new interpretations to IFRS as issued by IASB, which were effective for accounting periods beginning on or after January 1, 2023. The main new standards adopted are as follows:

Statement	Description	Impact
Amendment to IAS 1 - Disclosure of Accounting Policies and Practice Statement.	This Amendment, which amends IAS 1 - Presentation of Financial Statements, guides companies in deciding what information about accounting policies should be disclosed to provide more useful information to investors and other primary users of financial statements. The Amendment requires companies to disclose material information about accounting policies by applying the concept of materiality in their disclosures.	These changes did not have any impact in the consolidated financial statements.
Amendment to IAS 8 - Definition of Accounting Estimates.	This Amendment, which amends IAS 8 - Accounting Policies, Changes in Accounting Estimates and Errors, modified the definition of accounting estimates and included other amendments to assist entities in distinguishing changes in accounting estimates from changes in accounting policies. This distinction is important because changes in accounting estimates are applied prospectively only to future transactions and other future events, but changes in accounting policies are applied retrospectively to past transactions and other past events.	These changes did not have any impact in the consolidated financial statements.
Amendment to IAS 12 - Deferred Tax Related to Assets and Liabilities arising from a Single Transaction.	This Amendment, which amends IAS 12 Income Tax, details how companies must recognize deferred tax on transactions such as leases and decommissioning liabilities.	These changes did not have any impact in the consolidated financial statements.
Amendment to IAS 12 - International Tax Reform: Pillar Two Model Rules.	<p>This Amendment, which amends IAS 12 - Income Taxes, applies to income taxes arising from tax legislation enacted to implement the rules of Model Pillar Two published by the Organisation for Economic Co-operation and Development (OECD). The rules of this model aim to ensure that large multinational enterprises are subject to a minimum tax rate of 15%. The minimum tax is calculated based on financial accounting standards and is based on two main components: profits and taxes paid.</p> <p>The Amendment provides companies with temporary relief from the accounting for deferred taxes arising from the international tax reform by the Organisation for Economic Co-operation and Development (OECD).</p>	These changes were adequately disclosed in the financial statements.
Amendment to IFRS 17 - Initial Application of IFRS 17 and IFRS 9 - Comparative Information.	This Amendment, which modifies IFRS 17 - Insurance contracts, applies to entities that apply IFRS 17 and IFRS 9 simultaneously. Considering that these standards have different transition requirements, it is possible that temporary accounting imbalances arise between financial assets and liabilities related with the insurance contract in the comparative information shown in the financial statements upon applying such standards for the first time. The Amendment will help insurance companies to avoid such imbalances, and, consequently, will improve the usefulness of comparative information for investors. For this purpose, it provides insurance companies with an option to present comparative information regarding financial assets.	These changes did not have any impact in the consolidated financial statements.

Note 5.2. New and revised standards and interpretations issued and not yet effective

Éxito Group has not early adopted the following new and revised IFRSs, which have already been issued but not yet in effect, up to the date of the issuance of the consolidated financial statements:

Statement	Description	Applicable to annual periods starting in or after
Amendment to IAS 1 - Non-current Liabilities with Covenants	<p>This amendment, which amends IAS 1- Presentation of Financial Statements, aims to improve the information companies provide on long-term covenanted debt by enabling investors to understand the risk of early repayment of debt.</p> <p>IAS 1 requires a company to classify debt as non-current only if the company can avoid settling the debt within 12 months of the reporting date. However, a company's ability to do so is often contingent on compliance with covenants. For example, a business might have long-term debt that could be repayable within 12 months if the business defaults in that 12-month period. The amendment requires a company to disclose information about these covenants in the notes to the financial statements.</p>	January 1, 2024, with early adoption permitted. No material effects are expected from the application of this Amendment.
Amendment to IFRS 16 - Lease Liability in a Sale and Leaseback.	<p>This Amendment, which amends IFRS 16 - Leases, guides at the subsequent measurement that a company must apply when it sells an asset and subsequently leases the same asset to the new owner for a period.</p> <p>IFRS 16 includes requirements on how to account for a sale with leaseback on the date the transaction takes place. However, this standard had not specified how to measure the transaction after that date. These amendments will not change the accounting for leases other than those arising in a sale-leaseback transaction.</p>	January 1, 2024. No material effects are expected from the application of this Amendment.
Amendment to IAS 7 and IFRS 17 - Supplier finance arrangements.	<p>This Amendment, which amends IAS 7 - Statement of Cash Flows and IFRS 7 - Financial Instruments: Disclosures, aims to enhance the disclosure requirements regarding supplier financing agreements. It enables users of financial statements to assess the effects of such agreements on the entity's liabilities and cash flows, as well as the entity's exposure to liquidity risk.</p> <p>The Amendment requires the disclosure of the amount of liabilities that are part of the agreements, disaggregating the amounts for which financing providers have already received payments from the suppliers, and indicating where the liabilities are presented in the balance sheet. Additionally, it mandates the disclosure of terms and conditions, payment maturity date ranges, and liquidity risk information.</p> <p>Supplier financing agreements are characterized by one or more financing providers offering to pay amounts owed by an entity to its suppliers, according to the terms and conditions agreed upon between the entity and its supplier.</p>	January 1, 2024. No material effects are expected from the application of this Amendment.
Amendment to IAS 21 - Lack of Exchangeability	<p>This Amendment, which amends IAS 21 - The Effects of Changes in Foreign Exchange Rates, aims to establish the accounting requirements for when one currency is not exchangeable for another currency, specifying the exchange rate to be used and the information that should be disclosed in the financial statements.</p> <p>The Amendment will allow companies to provide more useful information in their financial statements and will assist investors in addressing an issue not previously covered in the accounting requirements for the effects of exchange rate variations.</p>	January 1, 2025, with early adoption permitted. No material effects are expected from the application of this Amendment.

Note 6. Relevant facts

Pre agreement for the sale of equity interest

At October 13, 2023 Casino Group and Companhia Brasileira de Distribuição S.A. - CBD executed of a pre agreement with Cama Commercial Group Corp. (Grupo Calleja), entity in El Salvador, for the sale of total equity interest in Almacenes Éxito S.A. (34.05% and 13.26%, respectively), through tender offers to be launched in Colombia and in United States of America for the acquisition of 100% of the outstanding shares of Almacenes Éxito S.A.; including shares represented by American Depositary Shares (ADRs) and Brazilian Depositary Receipts (BDRs) and which is subject to the acquisition of at least 51% of the shares of the Company.

The tender offer will be subject to Superintendencia Financiera de Colombia's approval and the necessary filings in the US Securities and Exchange Commission (SEC).

Note 7. Cash and cash equivalents

The balance of cash and cash equivalents is shown below:

	As at December 31,	
	2023	2022
Cash at banks and on hand	1,477,368	1,700,987
Fiduciary rights - money market like (1)	22,266	30,652
Term deposit certificates	7,244	870
Funds	1,318	1,139
Other cash equivalents	9	25
Total cash and cash equivalents	1,508,205	1,733,673

(1) The balance is as follows:

	As at December 31,	
	2023	2022
Fiducolombia S.A.	18,549	14,393
Fiduciaria Bogota S.A.	2,600	97
Credicorp Capital	613	54
Corredores Davivienda S.A.	172	260
Fondo de Inversión Colectiva Abierta Occidenta	167	7,423
BBVA Asset S.A.	165	8,425
Total fiduciary rights	22,266	30,652

The decrease is due to transfers of fiduciary rights to cash on hand and banks to be used in the operation.

At December 31, 2023, Exito Group recognized interest income from cash at banks and cash equivalents in the amount of \$45,852 (December 31, 2022 - \$27,040), which were recognized as financial income as detailed in Note 32.

At December 31, 2023 and 2022, cash and cash equivalents were not restricted or levied in any way as to limit availability thereof.

Note 8. Trade receivables and other account receivables

The balance of trade receivables and other account receivables is shown below:

	As at December 31,	
	2023	2022
Trade receivables (Note 8.1.)	466,087	506,342
Other account receivables (Note 8.2.)	251,182	323,534
Total trade receivables and other account receivables	717,269	829,876
Current	704,931	779,355
Non-Current	12,338	50,521

Note 8.1. Trade receivables

The balance of trade receivables is shown below:

	As at December 31,	
	2023	2022
Trade accounts	391,552	385,766
Rentals and dealers	41,122	64,260
Sale of real-estate project inventories (1)	39,277	66,831
Employee funds and lending	3,799	12,367
Allowance for expected credit loss	(9,663)	(22,882)
Trade receivables	466,087	506,342

(1) The decrease is mainly due to the payment of \$29,500 made by Constructora Bolivar y Cusezar S.A.

An analysis is performed at each reporting date to estimate expected credit losses. The allowance rates are based on days past due for groupings of various customer segments with similar loss patterns (i.e., product type and customer rating). The calculation reflects the probability-weighted outcome and reasonable and supportable information that is available at the reporting date about past events and current conditions. Generally, trade receivables and other accounts receivables are written-off if past due for more than one year.

The allowance for expected credit loss is recognized as expense in profit or loss. During the annual period ended December 31, 2023, the net effect of the allowance for expected credit loss on the statement of profit or loss represents expense of \$5,377 (\$4,709 - expense for the period ended December 31, 2022).

The movement in the allowance for expected credit losses during the periods was as follows:

Balance at December 31, 2021	25,268
Additions	30,802
Reversal of allowance for expected credit losses (Note 31)	(26,093)
Write-off of receivables	(4,976)
Effect of exchange difference from translation into reporting currency	(2,119)
Balance at December 31, 2022	22,882
Additions	23,387
Reversal of allowance for expected credit losses (Note 31)	(18,010)
Write-off of receivables	(12,333)
Effect of exchange difference from translation into presentation currency	(6,263)
Balance at December 31, 2023	9,663

Note 8.2. Other receivables

	As at December 31,	
	2023	2022
Business agreements (1)	123,932	57,989
Recoverable taxes (2)	51,340	106,631
Loans or advances to employees	33,142	84,885
Money remittances	18,892	16,347
Long-term receivable	3,598	2,895
Maintenance fees	2,649	4,074
Money transfer services	653	20,370
Sale of fixed assets, intangible assets and other assets	141	6,278
Other	16,835	24,065
Total other account receivables	251,182	323,534

1) The increase corresponds mainly to the linkage of new companies, compensation funds, employee funds, public utilities entities and foundations within the corporate agreements.

(2) The decrease corresponds mainly to compensation of a favorable balance in VAT.

Trade receivables and other receivables by age

The detail by age of trade receivables and other receivables, without considering allowance for expected credit losses, is shown below:

Period	Total	Less than 30 days	From 31 to 60 days	From 61 to 90 days	More than 90 days
December 31, 2023	726,932	686,325	7,665	2,138	30,804
December 31, 2022	852,758	740,340	13,667	5,778	92,973

Note 9. Prepayments

	As at December 31,	
	2023	2022
Insurance	23,457	20,161
Lease payments	6,705	9,645
Advertising	5,770	6,060
Maintenance	2,739	5,811
Other prepayments	7,660	4,462
Total prepayments	46,331	46,139
Current	41,515	39,774
Non-current	4,816	6,365

Note 10. Related parties

Note 10.1. Significant agreements

Transactions with related parties refer mainly to transactions between Exito Group and its associates, joint ventures and other related entities and were substantially accounted for in accordance with the prices, terms and conditions agreed upon between the parties. The agreements are detailed as follows:

- Casino Group:
 - a. Casino International, International Retail Trade and Services IG and Distribution Casino France: Commercial agreement to regulate the terms pursuant to which Casino International renders international retail and trade services to Exito Group (e.g., negotiation of commercial services with international suppliers, prospecting global suppliers and intermediating the purchases provided by Casino, purchase and importation of products and reimbursement for promotions realized in stores).
 - b. Insurance agreements for the intermediation of renewals of certain insurance policies.
 - c. Euris, Casino Services and Casino Guichard Perrachon S.A: Cost reimbursement agreements to encourage the exchange of knowledge and experience in certain areas of operation, as well as the reimbursement of expenses related to expatriates.
 - d. Companhia Brasileira de Distribuição S.A. (CBD): Cost reimbursement agreement related to the sharing of know-how and experience of CBD on certain areas (strategy, finance, human resources, legal, communication and investors relations). Exito Group also entered into an agreement for the reimbursement of expenses related to the relocation of employees among Exito Group.
- Greenyellow Energia de Colombia S.A.S.: Service agreement to provide oversight and monitoring services relating to energy efficiency. As of October 2022, this company has not been a related party.
- Puntos Colombia S.A.S.: Agreement providing for the terms and conditions for the redemption of points collected under their loyalty program, among other services.
- Compañía de Financiamiento Tuya S.A.: Partnership agreements to promote (i) the sale of products and services offered by Exito Group through credit cards, (ii) the use of these credit cards in and out of Exito Group stores and (iii) the use of other financial services agreed between the parties inside Exito Group stores.

Note 10.2. Transactions with related parties

Transactions with related parties relate to revenue from retail sales and other services, as well as to costs and expenses related to risk management and technical assistance support, purchase of goods and services received.

As December 31, 2023, as result of the Spin-Off mentioned in Note 1., (a) Companhia Brasileira de Distribuição S.A. - CBD ceased as the controlling entity to become a company of the Casino Group and (b) Casino Guichard-Perrachon S.A. become a controlling entity.

Some reclassifications in the amounts of Casino Group companies and Controlling Entity's transactions from 2022, where done for comparability effects consequently for the last paragraph.

The amount of revenue arising from transactions with related parties is as follows:

	Year ended December 31	
	2023	2022
Joint ventures (1)	67,355	72,748
Casino Group companies (2)	4,604	4,606
Total	71,959	77,354

(1) The amount of revenue with each joint venture is as follows:

	Year ended December 31,	
	2023	2022
Compañía de Financiamiento Tuya S.A.		
Commercial activation recovery	50,298	53,398
Yield on bonus, coupons and energy	8,464	11,638
Lease of real estate	4,176	4,520
Services	1,370	1,837
Total	64,308	71,393
Puntos Colombia S.A.S.		
Services	2,539	1,355
Sara ANV S.A.		
Employee salary recovery	508	-
Total	67,355	72,748

(2) Revenue mainly relates to the various services provided.

Revenue by each company is as follows:

	Year ended December 31,	
	2023	2022
Relevanc Colombia S.A.S. (a)	3,204	701
International Retail Trade and Services IG	922	295
Casino International	392	1,175
Casino Services	46	-
Distribution Casino France	40	534
Greenyellow Energía de Colombia S.A.S. (Note 10.1.)	-	1,901
Total	4,604	4,606

(a) Corresponds to revenue of collaboration agreement with Exito Media .

The amount of costs and expenses arising from transactions with related parties is as follows:

	Year ended December 31,	
	2023	2022
Joint ventures (1)	117,430	110,665
Controlling entity (2)	13,945	14,229
Casino Group companies (3)	10,036	60,330
Members of the Board	2,837	2,666
Total	144,248	187,890

(1) The amount of costs and expenses with each joint venture is as follows:

	Year ended December 31,	
	2023	2022
Compañía de Financiamiento Tuya S.A.		
Commissions on means of payment	13,667	10,364
Puntos Colombia S.A.S.		
Cost of customer loyalty program	103,763	100,301
Total	117,430	110,665

(2) Costs and expenses related to consulting services provided by Casino Guichard Perrachon S.A.

(3) Costs and expenses accrued mainly arise from intermediation in the import of goods, purchase of goods and consultancy services.

Costs and expenses by each company are as follows:

	Year ended December 31,	
	2023	2022
Distribution Casino France	4,001	6,404
Euris	1,814	-
International Retail and Trade Services IG.	1,754	-
Casino Services	1,263	229
Relevanc Colombia S.A.S.	607	595
Companhia Brasileira de Distribuição S.A. - CBD	586	12,248
Cdiscount S.A.	11	13
Greenyellow Energía de Colombia S.A.S. (Note 10.1)	-	40,841
Total	10,036	60,330

Note 10.3. Other information on related party transactions

Financial assets measured at fair value through other comprehensive income

Exitto Group has 659,383 shares in Cnova NV in the amount of \$9,222.

Note 10.4. Receivables from related parties

	Receivable		Other non-financial assets	
	As at December 31,		As at December 31,	
	2023	2022	2023	2022
Joint ventures (1)	44,634	41,909	52,500	35,000
Casino Group companies (2)	5,945	5,213	-	-
Controlling entity (3)	1,566	-	-	-
Total	52,145	47,122	52,500	35,000
Current	52,145	47,122	-	-
Non-current	-	-	52,500	35,000

(1) Balances relate to the following joint ventures and the following detail:

- The balance of receivables by joint ventures is shown below:

	As at December 31	
	2023	2022
Compañía de Financiamiento Tuya S.A.		
Reimbursement of shared expenses, collection of coupons and other	4,697	5,407
Other services	1,784	2,329
Total	6,481	7,736
Puntos Colombia S.A.S.		
Redemption of points	37,926	33,805
Sara ANV S.A.		
Other services	227	368
Total	44,634	41,909

- Other non-financial assets:

The amount of \$52,500 as of December 31, 2023, corresponds to payments made to Compañía de Financiamiento Tuya S.A. for the subscription of shares that have not been recognized in its equity because authorization has not been obtained from the Superintendencia Financiera de Colombia. The balance of \$35,000 as of December 31, 2022, corresponds to payments made during the year to Compañía de Financiamiento Tuya S.A. for the subscription of shares; during 2023, authorization was obtained to register the equity increase.

- (2) Receivable from Casino Group companies represents reimbursement for payments to expats, supplier agreements and energy efficiency solutions.

	As at December 31,	
	2023	2022
Casino Internacional	3,224	3,893
Relevanc Colombia S.A.S.	1,082	193
Companhia Brasileira de Distribuição S.A. - CBD	822	288
International Retail and Trade Services	810	344
Casino Services	7	7
Distribution Casino France	-	232
Greenyellow Energía de Colombia S.A.S. (Note 10.1)	-	2
Other	-	254
Total	5,945	5,213

- (3) Represents the balance of personnel expenses receivable from Casino Guichard Perrachon S.A.

Note 10.5. Payables to related parties

The balance of payables to related parties is shown below:

	As at December 31,	
	2023	2022
Joint ventures (1)	44,032	62,772
Controlling entity (2)	10,581	14,660
Casino Group companies (3)	1,004	1,714
Members of the Board	-	43
Total	55,617	79,189

- (1) The balance of payables by each joint venture is as follows:

	As at December 31,	
	2023	2022
Puntos Colombia S.A.S (a)	43,986	62,403
Compañía de Financiamiento Tuya S.A.	44	369
Sara ANV S.A.	2	-
Total	44,032	62,772

- (a) Represents the balance arising from points (accumulations) issued.

- (2) Represents the balance of personnel expenses receivable from Casino Guichard Perrachon S.A.
 (3) Payables to Casino Group companies such as intermediation in the import of goods, and consulting and technical assistance services.

	As at December 31,	
	2023	2022
Casino Services	885	100
International Retail and Trade Services IG	91	-
Distribution Casino France	-	933
Relevanc Colombia S.A.S.	-	508
Greenyellow Energía de Colombia S.A.S. (Nota 10.1)	-	125
Other	28	48
Total	1,004	1,714

Note 10.6. Other financial liabilities with related parties

	As at December 31,	
	2023	2022
Joint ventures (1)	26,515	26,218

- (1) Mainly represents collections received from customers related to the Tarjeta Éxito cards owned by Compañía de Financiamiento Tuya S.A. (Note 25).

Note 10.7. Key management personnel compensation

Transactions between Exito Group and key management personnel, including legal representatives and/or administrators, mainly relate to labor agreements executed by and between the parties.

In September 2023, Exito Group modified the definition of key management personnel and this month in after it only includes levels 1 and 2 of the organizational structure.

Compensation of key management personnel is as follows:

	As at December 31,	
	2023	2022
Short-term employee benefits	84,147	96,078
Termination benefits	2,206	-
Post-employment benefits	1,264	2,318
Total	86,617	98,396

Note 11. Inventories, net and Cost of sales

Note 11.1. Inventories, net

	As at December 31,	
	2023	2022
Inventories (1)	2,352,735	2,640,995
Raw materials	28,367	29,105
Inventories in transit	22,312	73,066
Real estate project inventories (2)	18,003	3,213
Materials, spares, accessories and consumable packaging	15,884	18,941
Production in process	102	5,123
Total inventories	2,437,403	2,770,443

(1) The movement of the losses on inventory obsolescence and damages, included as lower value in inventories, during the reporting periods is shown below:

Balance at December 31, 2021	12,359
Loss recognized during the period (Note 11.2.)	2,313
Loss reversal (Note 11.2.)	(500)
Effect of exchange difference from translation into presentation currency	(1,022)
Balance at December 31, 2022	13,150
Loss recognized during the period (Note 11.2.)	10,195
Loss reversal (Note 11.2.)	(1,280)
Effect of exchange difference from translation into presentation currency	(2,482)
Balance at December 31, 2023	19,583

(2) For 2023, represents López de Galarza real estate project for \$776 and Éxito Occidente real estate project for \$17,227 (Note 14). For 2022, represented López de Galarza real estate project for \$776 and Galeria La 33 real estate projects for \$2,437.

At December 31, 2023 and 2022, there are no restrictions or liens on the sale of inventories.

Note 11.2. Cost of sales

The following is the information related with the cost of sales, allowance for losses on inventory obsolescence and damages, and allowance reversal on inventories:

	Year ended December 31,	
	2023	2022
Cost of goods sold (1)	17,578,059	17,086,294
Trade discounts and purchase rebates	(2,779,271)	(2,490,381)
Logistics costs (2)	625,289	579,791
Damage and loss	263,052	202,573
Allowance for inventory losses, net (Note 11.1)	8,915	1,813
Total cost of sales	15,696,044	15,380,090

(1) The annual period ended December 31, 2023 includes \$29,095 of depreciation and amortization cost (December 31, 2022 - \$28,248).

(2) The annual period ended December 31, 2023 includes \$341,838 of employee benefits (December 31, 2022 - \$308,614) and \$76,279 of depreciation and amortization cost (December 31, 2022 - \$70,011).

Note 12. Financial assets

The balance of financial assets is shown below:

	As at December 31,	
	2023	2022
Financial assets measured at fair value through other comprehensive income	23,964	29,043
Derivative financial instruments designated as hedge instruments (1)	2,378	14,480
Financial assets measured at amortized cost (2)	578	6,939
Financial assets measured at fair value through profit or loss	546	622
Derivative financial instruments (3)	-	27,300
Total financial assets	27,466	78,384
Current	2,452	45,812
Non-current	25,014	32,572

- (1) Derivative instruments designated as hedging instrument relates to interest rate swaps. The fair value of these instruments is determined based on valuation models.

At December 31, 2023, relates to the following transactions:

	Nature of risk hedged	Hedged item	Range of rates for hedged item	Range of rates for hedge instruments	Fair value
Swap	Interest rate	Loans and borrowings	IBR 3M	9.0120%	2,378

The detail of maturities of these hedge instruments at December 31, 2023 is shown below:

	Less than 1 month	From 1 to 3 months	From 3 to 6 months	From 6 to 12 months	More than 12 months	Total
Swap	998	-	871	509	-	2,378

At December 31, 2022, relates to the following transactions:

	Nature of risk hedged	Hedged item	Range of rates for hedged item	Range of rates for hedge instruments	Fair value
Swap	Interest rate	Loans and borrowings	IBR 3M and IBR 1M	9.0% and 3.9%	14,480

The detail of maturities of these hedge instruments at December 31, 2022 is shown below:

	Less than 1 month	From 1 to 3 months	From 3 to 6 months	From 6 to 12 months	More than 12 months	Total
Swap	-	3,980	4,725	4,149	1,626	14,480

- (2) Financial assets measured at amortized cost represented:

	As at December 31,	
	2023	2022
National Treasury bonds	578	1,478
Term deposit	-	5,461
Total financial assets measured at amortized cost	578	6,939

- (3) Relates to forward contracts used to hedge the variation in the exchange rates. The fair value of these instruments is estimated based on valuation models who use variables other than quoted prices, directly or indirectly observable for financial assets or liabilities.

The detail of maturities of these instruments at December 31, 2022 was as follows:

	Less than 1 month	From 1 to 3 months	From 3 to 6 months	From 6 to 12 months	More than 12 months	Total
Forward	-	24,382	2,918	-	-	27,300

At December 31, 2023 and 2022, there are no restrictions or liens on financial assets that restrict their sale, except for judicial deposits relevant to the subsidiary Libertat S.A of \$74 (December 31, 2022- \$196), included within the line item Financial assets measured at fair value through profit or loss.

None of the assets were impaired on December 31, 2023 and 2022.

Note 13. Property, plant and equipment, net

	As at December 31,	
	2023	2022
Land	1,145,625	1,278,822
Buildings	2,149,905	2,348,627
Machinery and equipment	1,204,968	1,176,246
Furniture and fixtures	751,496	789,622
Assets under construction	48,456	50,305
Installations	183,485	197,097
Improvements to third-party properties	768,322	776,293
Vehicles	23,148	28,712
Computers	389,756	404,938
Other property, plant and equipment	289	16,050
Total property, plant and equipment, gross	6,665,450	7,066,712
Accumulated depreciation	(2,590,675)	(2,587,996)
Impairment	(5,010)	(4,436)
Total property, plant and equipment, net	4,069,765	4,474,280

The movement of the cost of property, plant and equipment, accumulated depreciation and impairment loss during the reporting periods is shown below:

Cost	Land	Buildings	Machinery and equipment	Furniture and fixtures	Assets under construction	Installations	Improvements to third party properties	Vehicles	Computers	Other property, plant and equipment	Total
Balance at December 31, 2021	1,137,865	2,115,633	1,033,499	655,019	45,009	132,928	635,377	23,873	346,091	16,050	6,141,344
Additions	8,922	28,881	138,155	82,438	70,190	2,377	65,911	1,879	44,697	-	443,450
Increase (decrease) from movements between property, plant and equipment accounts	-	4,165	3,745	19,713	(49,114)	12,771	8,713	-	7	-	-
(Decrease) from transfers to investment property	(1,643)	(1,756)	-	-	(12,232)	-	-	-	-	-	(15,631)
(Decrease) assets by transfers to non-current assets held for sale	(446)	-	-	-	(647)	-	-	-	-	-	(1,093)
Disposals and derecognition	(466)	(2,436)	(29,871)	(11,784)	(627)	(957)	(20,755)	(226)	(9,613)	-	(76,735)
Effect of exchange differences on translation into presentation currency	6,219	36,390	27,542	38,182	2,496	49,978	89,656	(2,633)	5,065	-	252,895
(Decrease) increase from transfers to (from) other balance sheet accounts	(929)	(741)	(18,610)	(11,548)	(266)	-	(2,609)	143	(5,078)	-	(39,638)
Hyperinflation adjustments	129,300	168,491	21,786	17,602	(4,504)	-	-	5,676	23,769	-	362,120
Balance at December 31, 2022	1,278,822	2,348,627	1,176,246	789,622	50,305	197,097	776,293	28,712	404,938	16,050	7,066,712
Additions	50,214	21,262	115,439	42,183	93,990	3,407	28,693	602	30,198	-	385,988
Acquisitions through business combinations (Note 17.1)	1,752	22	471	224	-	2,558	1,102	79	294	-	6,502
Increase (Decrease) from movements between property, plant and equipment accounts	-	24,387	6,781	(12,265)	(81,069)	23,227	38,153	292	494	-	-
(Decreases) by transfer (to) other balance sheet accounts - investment property	-	-	-	-	(345)	-	-	-	-	-	(345)
Disposals and derecognition	(1,752)	(914)	(28,871)	(9,283)	(2,827)	(1,928)	(5,718)	(2,361)	(6,672)	(15,761)	(76,087)
Effect of exchange differences on translation into presentation currency	(283,161)	(377,852)	(71,010)	(73,422)	(10,974)	(40,876)	(69,465)	(11,218)	(58,727)	-	(996,705)
(Decrease) increase from transfers to (from) other balance sheet accounts - tax assets	(4)	4,320	(14,374)	(4,067)	(564)	-	(736)	260	(3,091)	-	(18,256)
(Decreases) by transfer (to) other balance sheet accounts - inventories	(2,464)	(2,198)	-	-	-	-	-	-	-	-	(4,662)
Increases by transfer from other balance sheet accounts - intangibles	-	-	63	-	-	-	-	-	1,283	-	1,346
Hyperinflation adjustments	102,218	132,251	20,223	18,504	(60)	-	-	6,782	21,039	-	300,957
Balance at December 31, 2023	1,145,625	2,149,905	1,204,968	751,496	48,456	183,485	768,322	23,148	389,756	289	6,665,450

	Land	Buildings	Machinery and equipment	Furniture and fixtures	Assets under construction	Installations	Improvements to third party properties	Vehicles	Computers	Other property, plant and equipment	Total
Accumulated depreciation											
Balance at December 31, 2021		480,074	565,845	443,602		78,509	308,308	17,977	212,008	5,585	2,111,908
Depreciation		51,704	88,988	58,975		9,933	36,580	2,097	34,328	788	283,393
Disposals and derecognition		(669)	(23,868)	(9,317)		(509)	(16,858)	(193)	(9,562)	-	(60,976)
Increase from transfers to investment property		526	-	-		-	-	-	-	-	526
(Decrease) assets by transfers to non-current assets held for sale		(436)	-	-		-	-	-	-	-	(436)
Effect of exchange differences on translation into presentation											
currency		5,988	18,227	32,472		29,690	34,381	(2,339)	3,806	-	122,225
Other		32	(7)	-		-	-	(333)	1,307	-	999
Hyperinflation adjustments		67,528	18,408	15,673		-	-	5,585	23,163	-	130,357
Balance at December 31, 2022		604,747	667,593	541,405		117,623	362,411	22,794	265,050	6,373	2,587,996
Depreciation		52,150	93,592	63,005		11,766	39,744	1,776	37,523	591	300,147
Depreciation through business combinations (Note 17.1)		11	161	142		1,126	35	45	270	-	1,790
Disposals and derecognition		(193)	(21,564)	(7,723)		(1,064)	(3,346)	(2,232)	(6,008)	(6,960)	(49,090)
Effect of exchange differences on translation into presentation											
currency		(135,310)	(53,416)	(58,064)		(23,856)	(25,847)	(9,583)	(52,714)	-	(358,790)
(Decreases) by transfer (to) other balance sheet accounts - inventories		(660)	-	-		-	-	-	-	-	(660)
Other		1,319	(21)	-		-	-	(192)	299	-	1,405
Hyperinflation adjustments		53,363	16,071	13,417		-	-	5,312	19,714	-	107,877
Balance at December 31, 2023		575,427	702,416	552,182		105,595	372,997	17,920	264,134	4	2,590,675
Impairment											
Balance at December 31, 2021		-	127	-	-	-	4,612	-	-	-	4,739
Impairment losses		-	241	-	-	-	1,403	-	-	-	1,644
Reversal of Impairment losses		-	(17)	-	-	-	(2,786)	-	-	-	(2,803)
Impairment derecognition		-	(241)	-	-	-	(239)	-	-	-	(480)
Effect of exchange differences on translation into presentation											
currency		-	-	-	-	-	1,336	-	-	-	1,336
Balance at December 31, 2022		-	110	-	-	-	4,326	-	-	-	4,436
Impairment losses		-	-	-	-	-	2,903	-	-	-	2,903
Reversal of Impairment losses		-	-	-	-	-	(1,188)	-	-	-	(1,188)
Impairment derecognition		-	(110)	-	-	-	-	-	-	-	(110)
Effect of exchange differences on translation into presentation											
currency		-	-	-	-	-	(1,031)	-	-	-	(1,031)
Balance at December 31, 2023		-	-	-	-	-	5,010	-	-	-	5,010

Assets under construction are represented by those assets in process of construction and process of assembly not ready for their intended use as expected by Exito Group management, and on which costs directly attributable to the construction process continue to be capitalized if they are qualifying assets.

The cost of property, plant and equipment does not include the balance of estimated dismantling and similar costs, based on the assessment and analysis made by the Exito Group which concluded that there are no contractual or legal obligations at acquisition.

At December 31, 2023, no restrictions or liens have been imposed on items of property, plant and equipment that limit their sale, and there are no commitments to acquire, build or develop property, plant and equipment.

At December 31, 2023, property, plant and equipment have no residual value that affects depreciable amount.

Information about impairment testing is disclosed in Note 34.

Note 13.1 Additions to property, plant and equipment for cash flow presentation purposes.

	Year ended December 31,	
	2023	2022
Additions	385,988	443,450
Additions to trade payables for deferred purchases of property, plant and equipment	(427,568)	(546,817)
Payments for deferred purchases of property, plant and equipment	474,297	484,182
Acquisition of property, plant and equipment in cash	432,717	380,815

Note 14. Investment property, net

Exito Group's investment properties are business premises and land held to generate income from operating leases or future appreciation of their value.

The net balance of investment properties is shown below:

	As at December 31,	
	2023	2022
Land	263,172	312,399
Buildings	1,671,190	1,744,190
Constructions in progress	22,613	109,563
Total cost of investment properties	1,956,975	2,166,152
Accumulated depreciation	(295,673)	(317,665)
Impairment	(7,957)	(7,259)
Total investment properties, net	1,653,345	1,841,228

The movement of the cost of investment properties, accumulated depreciation and impairment loss during the reporting periods is shown below:

Cost	Land	Buildings	Constructions in progress	Total
Balance at December 31, 2021	281,119	1,597,106	29,059	1,907,284
Additions	-	1,618	80,220	81,838
Increase from transfers from property, plant and equipment	1,643	11,128	2,860	15,631
Increase from transfers from non-current assets held for sale	1,229	1,844	-	3,073
(Decreases) increases from transfers between accounts of Investment property.	-	2,756	(2,756)	-
Disposals and derecognition	(39)	(1,844)	-	(1,883)
Effect of exchange differences on the translation into presentation currency	8,852	(88,535)	(262)	(79,945)
Hyperinflation adjustments	20,175	220,592	569	241,336
Other	(580)	(475)	(127)	(1,182)
Balance at December 31, 2022	312,399	1,744,190	109,563	2,166,152
Additions	-	16,280	40,408	56,688
Increase from transfers from property, plant and equipment	-	16,184	(15,839)	345
Increase (decrease) from movements between investment properties accounts	-	109,846	(109,846)	-
Effect of exchange differences on the translation into presentation currency	(47,548)	(386,052)	(972)	(434,572)
(Decrease) from transfers (to) other balance sheet accounts - inventories (1)	(17,227)	-	-	(17,227)
Hyperinflation adjustments	15,553	175,278	446	191,277
Other	(5)	(4,536)	(1,147)	(5,688)
Balance at December 31, 2023	263,172	1,671,190	22,613	1,956,975

Accumulated depreciation	Buildings
Balance at December 31, 2021	241,348
Depreciation expenses	31,174
Decrease arising from transfers (to) property, plant and equipment accounts	(526)
Disposals and derecognition	(189)
Effect of exchange differences on the translation into presentation currency	(21,452)
Increase from transfers from non-current assets held for sale	870
Hyperinflation adjustments	66,589
Other	(149)
Balance at December 31, 2022	317,665
Depreciation expenses	31,389
Effect of exchange differences on the translation into presentation currency	(107,033)
Hyperinflation adjustments	54,835
Other	(1,183)
Balance at December 31, 2023	295,673

Impairment	Land	Buildings	Total
Balance at December 31, 2021	1,812	7,879	9,691
Impairment loss	-	556	556
Reversal of Impairment loss	(173)	(2,259)	(2,432)
Disposals and derecognition	-	(556)	(556)
Balance at December 31, 2022	1,639	5,620	7,259
Impairment loss	209	489	698
Balance at December 31, 2023	1,848	6,109	7,957

(1) Corresponds to the transfer of the Éxito Occidente investment property to inventory of real estate projects (Note 11.1).

At December 31, 2023 and 2022, there are no limitations or liens imposed on investment property that restrict realization or tradability thereof.

At December 31, 2023 and 2022, the Exito Group is not committed to acquire, build or develop new investment property.

Information about impairment testing is disclosed in Note 34.

In Note 35 discloses the fair value of investment property, based on the appraisal carried out by an independent third party.

During the years ended December 31, 2023 and 2022 the results at the Exito Group from the investment property are as follows:

	Year ended December 31,	
	2023	2022
Lease rental income	375,832	340,746
Operating expense related to leased investment properties	(86,130)	(75,031)
Operating expense related to investment properties that are not leased	(41,857)	(81,306)
Net gain from investment property	247,845	184,409

Note 15. Leases

Note 15.1 Right of use asset, net

	As at December 31,	
	2023	2022
Right of use asset	2,980,106	2,826,607
Accumulated depreciation	(1,612,996)	(1,377,029)
Impairment	(5,857)	(6,109)
Total right of use asset, net	1,361,253	1,443,469

The movement of right of use asset and depreciation thereof, during the reporting periods, is shown below:

Cost

Balance at December 31, 2021	2,553,975
Increases from new contracts	174,190
Increases from new contracts paid in advance	7,002
Remeasurements from existing contracts (1)	137,047
Derecognition, reversal and disposal (2)	(166,587)
Hyperinflation adjustments	2,149
Effect of exchange differences on the translation into presentation currency	118,831
Balance at December 31, 2022	2,826,607
Increase from new contracts	63,642
Increases from new contracts paid in advance	1,820
Remeasurements from existing contracts (1)	185,514
Derecognition, reversal and disposal (2)	(43,423)
Hyperinflation adjustments	(693)
Effect of exchange differences on the translation into presentation currency	(98,456)
Other changes	45,095
Balance at December 31, 2023	2,980,106

Accumulated depreciation

Balance at December 31, 2021	1,183,463
Depreciation	242,119
Remeasurements from existing contracts (1)	(1,190)
Derecognition and disposal (2)	(105,459)
Hyperinflation adjustments	517
Effect of exchange differences on the translation into presentation currency	57,579
Balance at December 31, 2022	1,377,029
Depreciation	280,239
Derecognition and disposal (2)	(28,806)
Hyperinflation adjustments	(90)
Effect of exchange differences on the translation into presentation currency	(50,625)
Other changes	35,249
Balance at December 31, 2023	1,612,996

Impairment

Balance at December 31, 2021	-
Impairment loss	5,236
Effect of exchange differences on the translation into presentation currency	873
Balance at December 31, 2022	6,109
Impairment loss	1,038
Effect of exchange differences on the translation into presentation currency	(1,290)
Balance at December 31, 2023	5,857

(1) Mainly results from the extension of contract terms, indexation or lease modifications.

(2) Mainly results from the early termination of lease contracts.

The cost of right of use asset by class of underlying asset is shown below:

	As at December 31,	
	2023	2022
Buildings	2,948,056	2,782,432
Vehicles	18,950	24,771
Lands	7,540	9,128
Equipment	5,560	10,276
Total	2,980,106	2,826,607

Accumulated of depreciation of right of use assets by class of underlying asset is shown below:

	As at December 31,	
	2023	2022
Buildings	1,594,867	1,357,351
Vehicles	8,845	10,182
Equipment	4,796	4,742
Lands	4,488	4,754
Total accumulated depreciation	1,612,996	1,377,029

Depreciation expense by class of underlying asset is shown below:

	Year ended December 31,	
	2023	2022
Buildings	273,146	234,907
Vehicles	4,487	4,876
Equipment	1,878	1,705
Lands	728	631
Total depreciation expense	280,239	242,119

Exitó Group is not exposed to the future cash outflows for extension options and termination options. Additionally, there are no residual value guarantees, restrictions or covenants related to these leases.

At December 31, 2023, the average remaining term of lease contracts is 11.7 years (8.8 years as at December 31, 2022), which is also the average remaining period over which the right of use asset is depreciated.

Note 15.2 Lease liabilities

	As at December 31,	
	2023	2022
Lease liabilities	1,567,959	1,655,955
Current	282,180	263,175
Non-current	1,285,779	1,392,780

The movement in lease liabilities is as shown:

Balance at December 31, 2021	1,594,643
Additions	174,190
Accrued interest	99,324
Remeasurements	138,237
Terminations	(66,937)
Payments of lease liabilities including interests	(363,316)
Effect of exchange differences on the translation into presentation currency	79,950
Other	(136)
Balance at December 31, 2022	1,655,955
Additions	63,642
Accrued interest	126,167
Remeasurements	185,514
Terminations	(8,365)
Payments of lease liabilities including interests	(396,399)
Effect of exchange differences on the translation into presentation currency	(58,555)
Balance at December 31, 2023	1,567,959

Below are the future lease liability payments at December 31, 2023:

Up to one year	378,806
From 1 to 5 years	938,113
More than 5 years	766,452
Minimum lease liability payments	2,083,371
Future financing (expenses)	(515,412)
Total minimum net lease liability payments	1,567,959

Note 15.3. Short term leases and leases of low value assets of Éxito Group as a lessee

Leases of low value assets are for items such as furniture and fixtures, computers, machinery and equipment and office equipment. Variable lease payments apply to some of Éxito Group's property leases and are detailed below:

	Year ended December 31,	
	2023	2022
Variable lease payments	65,215	54,711
Short term leases	5,959	11,288
Total	71,174	65,999

Note 15.4. Operating leases of Éxito Group as a lessor

Exito Group has executed operating lease agreements on investment properties. Total future minimum instalments under non-cancellable operating lease agreements at the reporting dates are:

	Year ended December 31,	
	2023	2022
Up to one year	265,057	227,423
From 1 to 5 years	317,010	270,281
More than 5 years	171,528	163,414
Total minimum instalments under non-cancellable operating leases	753,595	661,118

Operating lease agreements cannot be cancelled during their term. Prior agreement of the parties is needed to terminate and a minimum cancellation payment is required ranging from 1 to 12 monthly instalments, or a fixed percentage on the remaining term.

For the year ended December 31, 2023 lease rental income was \$457,039 (December 31, 2022 - \$409,009) mostly comprised of investment property rental income for \$375,832 (December 31, 2022 - \$340,746). Income from variable lease payments was \$113,805 (December 31, 2022 - \$225,506).

Note 16. Other intangible assets, net

The net balance of other intangible assets, net is shown below:

	As at December 31,	
	2023	2022
Trademarks	250,879	299,688
Computer software	278,893	274,480
Rights	23,385	24,703
Other	90	147
Total cost of other intangible assets	553,247	599,018
Accumulated amortization	(186,878)	(174,338)
Total other intangible assets, net	366,369	424,680

The movement of the cost of other intangible assets and of accumulated depreciation is shown below:

Cost	Trademarks (1)	Computer software	Rights	Other	Total
Balance at December 31, 2021	242,170	249,324	22,538	114	514,146
Additions	-	27,519	-	-	27,519
Disposals and derecognition	-	(10,191)	-	-	(10,191)
Effect of exchange differences on the translation into presentation currency	13,804	8,275	(613)	(27)	21,439
Hyperinflation adjustments	43,714	-	2,778	60	46,552
Transfers	-	(410)	-	-	(410)
Other minor movements	-	(37)	-	-	(37)
Balance at December 31, 2022	299,688	274,480	24,703	147	599,018
Additions	5,296	25,368	-	134	30,798
Acquisitions through business combinations (Note 17.1)	12,904	29	-	-	12,933
Disposals and derecognition	-	(12,823)	-	-	(12,823)
Transfers to other balance sheet accounts - Property, plant, and equipment	-	(1,346)	-	-	(1,346)
Effect of exchange differences on the translation into presentation currency	(100,696)	(6,904)	(3,479)	(104)	(111,183)
Hyperinflation adjustments	33,687	-	2,161	47	35,895
Other minor movements	-	89	-	(134)	(45)
Balance at December 31, 2023	250,879	278,893	23,385	90	553,247

Accumulated amortization	Trademarks (1)	Computer software	Rights	Other	Total
Balance at December 31, 2021		149,391	680	88	150,159
Amortization		26,737		479	27,216
Effect of exchange differences on the translation into presentation currency		6,692	(203)	(26)	6,463
Hyperinflation adjustments		-	1,105	63	1,168
Disposals and derecognition		(10,190)	-	-	(10,190)
Other minor movements		-	-	(478)	(478)
Balance at December 31, 2022		172,630	1,582	126	174,338
Amortization		30,602	-	146	30,748
Acquisitions through business combinations (Note 17.1)		29	-	-	29
Effect of exchange differences on the translation into presentation currency		(5,564)	(1,306)	(104)	(6,974)
Hyperinflation adjustments		-	1,078	47	1,125
Disposals and derecognition		(12,242)	-	-	(12,242)
Other minor movements		-	-	(146)	(146)
Balance at December 31, 2023		185,455	1,354	69	186,878

(1) The balance of trademarks, is shown below:

Operating segment	Brand	Useful life	As at December 31,	
			2023	2022
Uruguay (a)	Miscellaneous	Indefinite	115,020	128,103
Low cost and other (Colombia)	Súper Inter	Indefinite	63,704	63,704
Argentina	Libertad	Indefinite	49,432	90,454
Low cost and other (Colombia)	Surtimax	Indefinite	17,427	17,427
Colombia	Taeq	Indefinite	5,296	-
			250,879	299,688

The trademarks have an indefinite useful life. Exito Group estimates that there is no foreseeable time limit over which these assets are expected to generate net cash inflows, and consequently they are not amortized.

The rights have an indefinite useful life. Exito Group estimates that there is no foreseeable time limit over which these assets are expected to generate net cash inflows, and consequently these are not amortized.

Information about impairment testing is disclosed in Notes 34.

At December 31, 2023 and 2022, other intangible assets are not limited or subject to lien that would restrict their sale. In addition, there are no commitments to acquire or develop other intangible assets.

Note 17. Goodwill

The balance of goodwill is as follows:

	As at December 31,	
	2023	2022
Spice Investment Mercosur S.A.	1,441,256	1,690,339
Carulla Vivero S.A.	827,420	827,420
Súper Inter	453,649	453,649
Libertad S.A.	186,289	340,887
Cafam	122,219	122,219
Other	50,806	50,806
Total goodwill	3,081,639	3,485,320
Impairment loss	(1,017)	(1,017)
Total goodwill, net	3,080,622	3,484,303

The movement in goodwill are shown below:

	Cost	Impairment	Net
Balance at December 31, 2021	3,026,000	(1,017)	3,024,983
Effect of exchange differences on the translation into presentation currency	294,578	-	294,578
Hyperinflation adjustments	164,742	-	164,742
Balance at December 31, 2022	3,485,320	(1,017)	3,484,303
Acquisitions through business combinations (Note 17.1.)	20,855	-	20,855
Effect of exchange differences on the translation into presentation currency	(551,489)	-	(551,489)
Hyperinflation adjustments	126,953	-	126,953
Balance at December 31, 2023	3,081,639	(1,017)	3,080,622

Goodwill has indefinite useful life on the grounds of the Exito Group's considerations thereon, and consequently it is not amortized.

Goodwill was not impaired at December 31, 2023 and 2022.

Information about impairment testing and fair value are disclosed in Notes 34 and 35.

17.1. Business combinations

On August 15, 2023 the subsidiary Devoto Hermanos S.A. acquired 100% of the shares of Hipervital S.A.S., company engaged in retail self-service business.

On September 01, 2023 the subsidiary Lanin S.A. acquired 100% of the shares of Costa y Costa S.A., company engaged in retail self-service business.

On December 01, 2023 the subsidiary Lanin S.A. acquired 100% of the shares of Modasian S.R.L., company engaged in retail self-service business.

The expenses associated with these acquisitions were not significant.

Grupo Éxito is currently advancing the allocation of the purchase price. The Consideration transferred, the fair values of identifiable assets and liabilities from the business acquired at acquisition date and the adjustments of measurement at closing period are as follows:

	Fair values at the date of acquisition			Measurement period adjustments			Fair values at December 31, 2023		
	Hipervital S.A.S.	Costa y Costa S.A.	Modasian S.R.L.	Hipervital S.A.S.	Costa y Costa S.A.	Modasian S.R.L.	Hipervital S.A.S.	Costa y Costa S.A.	Modasian S.R.L.
Cash	-	-	-	-	411	-	-	411	-
Trade receivables	-	-	-	-	1,309	-	-	1,309	-
Inventories	680	-	-	(17)	1,230	-	663	1,230	-
Tax assets	-	-	-	-	334	-	-	334	-
Property, plant and equipment, net	2,614	92	1,758	(66)	314	-	2,548	406	1,758
Rights of use	-	7,543	-	-	(7,543)	-	-	-	-
Brands	-	-	-	12,904	-	-	12,904	-	-
Total identifiable assets	3,294	7,635	1,758	12,821	(3,945)	-	16,115	3,690	1,758
Financial liabilities	-	-	235	-	-	-	-	-	235
Trade payables	689	110	846	(18)	2,099	-	671	2,209	846
Leases liabilities	-	7,525	-	-	(7,525)	-	-	-	-
Total liabilities take on	689	7,635	1,081	(18)	(5,426)	-	671	2,209	1,081
Net assets and liabilities measured at fair value	2,605	-	677	12,839	1,481	-	15,444	1,481	677
Consideration transferred	20,126	17,032	1,558	(865)	606	-	19,261	17,638	1,558
Goodwill from the acquisition	17,521	17,032	881	(13,704)	(875)	-	3,817	16,157	881

The goodwill and variations from the time of acquisition to December 31, 2023, shown the following:

	Hipervital S.A.S.	Costa y Costa S.A.	Modasian S.R.L.	Total
Goodwill from the acquisition (Note 17)	3,817	16,157	881	20,855
Effect of exchange difference	(462)	(1,953)	(106)	(2,521)
Goodwill at December 31, 2023	3,355	14,204	775	18,334

Goodwill was fully allocated to the Uruguay segment and is attributable to the synergies expected from the integration of the operation of stores acquired in this country.

Note 18. Investments accounted for using the equity method

The balance of investments accounted for using the equity method includes:

Company	Classification	As at December 31,	
		2023	2022
Compañía de Financiamiento Tuya S.A.	Joint venture	220,134	287,657
Puntos Colombia S.A.S.	Joint venture	9,986	11,514
Sara ANV S.A.	Joint venture	2,438	850
Total investments accounted for using the equity method		232,558	300,021

Note 18.1. Non-financial information

Information regarding country of domicile, functional currency, main economic activity, ownership percentage and shares held in investments accounted for using the equity method is shown below:

Company	Country	Functional currency	Primary economic activity	Ownership percentage		Number of shares	
				2023	2022	As at December 31,	
						2023	2022
Compañía de Financiamiento Tuya S.A.	Colombia	Colombian peso	Credit	50%	50%	15.483.189.879	13.097.457.027
Puntos Colombia S.A.S.	Colombia	Colombian peso	Services	50%	50%	9.000.000	9.000.000
Sara ANV S.A.	Colombia	Colombian peso	Services	50%	50%	2.270.00	850.000

Note 18.2. Financial information

Financial information regarding investments accounted for using the equity method at December 31, 2023:

Companies	Current assets	Non-current assets	Current liabilities	Non-current liabilities	Equity	Revenue from ordinary activities	Income from continuing operations	Other comprehensive income (*)
Compañía de Financiamiento Tuya S.A.	3,585,170	236,049	1,857,020	1,559,156	405,043	1,668,582	(225,047)	-
Puntos Colombia S.A.S.	216,225	34,086	218,331	12,008	19,972	364,143	(3,055)	-
Sara ANV S.A.	2,052	3,251	426	-	4,877	245	(733)	-

Companies	Cash and cash equivalents	Current financial liabilities	Non-current financial liabilities	Revenue from interest	Interest expense	Depreciation and amortization	Income tax expense
Compañía de Financiamiento Tuya S.A.	223,625	1,720,105	1,539,136	1,467	(17,075)	(35,957)	133,831
Puntos Colombia S.A.S.	91,084	79,269	1,027	9,939	(176)	(550)	(3,724)
Sara ANV S.A.	1,819	425	-	2	-	(196)	-

Financial information regarding investments accounted for using the equity method at December 31, 2022:

Companies	Current assets	Non-current assets	Current liabilities	Non-current liabilities	Equity	Revenue from ordinary activities	Income from continuing operations	Other comprehensive income (*)
Compañía de Financiamiento Tuya S.A.	4,968,085	133,262	2,160,570	2,400,687	540,090	1,530,333	(73,266)	-
Puntos Colombia S.A.S.	196,826	37,789	199,105	12,483	23,027	320,137	3,826	-
Sara ANV S.A.	850	1,230	380	-	1,700	-	-	-

Companies	Cash and cash equivalents	Current financial liabilities	Non-current financial liabilities	Revenue from interest	Interest expense	Depreciation and amortization	Income tax expense
Compañía de Financiamiento Tuya S.A.	523,859	2,036,426	2,382,673	1,412	(13,010)	(28,508)	(13,828)
Puntos Colombia S.A.S.	39,496	64,500	1,288	3,011	(23)	(747)	(3,034)
Sara ANV S.A.	850	380	-	-	-	-	-

(*) There are no other comprehensive income figures proceeding from this companies.

Note 18.3. Corporate purpose

Compañía de Financiamiento Tuya S.A.

A joint venture and a joint control investment which was acquired on October 31, 2016. It is a private entity, authorized by the Colombian Financial Superintendence, having its main place of business in Medellín. Its main corporate purpose is to issue credit cards and grant consumer loans to low-income segments that the traditional banking system does not serve, promoting financial access.

Puntos Colombia S.A.S.

A joint venture established on April 19, 2017 under Colombian law. Its main corporate purpose is operating a loyalty program, pursuant to which its users earn points when purchasing from its partners. These points are redeemable for products or services available at the Puntos Colombia platform.

Sara ANV S.A.

Joint venture established on June 17, 2022. Its main corporate purpose is the performance of all operations, businesses, acts, services, or activities that, by of the applicable financial regulation, result from acquirer activities, whether carried out directly or through third parties. Its main address is in Envigado, Colombia.

Note 18.4. Other information

The reconciliation of summarized financial information reported to the carrying amount of associates and joint ventures in the consolidated financial statements is shown below:

Companies	Net assets	December 31, 2023		
		Ownership percentage	Proportionate share of net assets	Carrying amount (1)
Compañía de Financiamiento Tuya S.A.	405,043	50%	220,134	220,134
Puntos Colombia S.A.S.	19,972	50%	9,986	9,986
Sara ANV S.A.	4,877	50%	2,438	2,438

Companies	Net assets	December 31, 2022		
		Ownership percentage	Proportionate share of net assets	Carrying amount (1)
Compañía de Financiamiento Tuya S.A.	540,090	50%	270,045	287,611
Puntos Colombia S.A.S.	23,027	50%	11,514	11,514
Sara ANV S.A.	1,700	50%	850	799

(1) Amount of investment and goodwill.

No dividends were received from joint ventures during the years ended December 31, 2023, and 2022.

There are no restrictions on the capability of joint ventures to transfer funds in the form of cash dividends, or loan repayments or advance payments.

There are not contingent liabilities incurred related to its participation therein.

There are no constructive obligations acquired on behalf of investments accounted for using the equity method arising from losses exceeding the interest held in them, except for mentioned in Note 22.

These investments have no restrictions or liens that affect the interest held in them.

Note 19. Non-cash transactions

During the annual periods ended December 31, 2023 and 2022, the Exito Group had non-cash additions to property, plant and equipment, and to right of use assets, that were not included in the statement of cash flow, presented in Note 13 and 15, respectively.

Note 20. Loans, borrowing and other financial liabilities

The balance of loans, borrowing and other financial liability is shown below:

	As at December 31,	
	2023	2022
Bank loans	815,674	791,098
Put option on non-controlling interests (1)	442,342	651,899
Letters of credit	8,189	12,587
Total loans, borrowing and other financial liabilities	1,266,205	1,455,584
Current	1,029,394	915,604
Non-current	236,811	539,980

(1) Represents the put option liability on part of the non-controlling interest in Grupo Disco Uruguay S.A. Exito Group has a non-controlling interest in Grupo Disco Uruguay S.A. of 30.85%, (December 31, 2022 - 37.51%) of which 23.16% (December 31, 2022 - 29.82%) is subject to a put option held by non-controlling shareholders. Such put option is exercisable by the holders at any time until expiry on June 30, 2025. The put option exercise price is the greater of following three measures: (i) a fixed price per share of \$0.30 in US dollars as stated in the put option contract adjusted at a rate of 5% per year, (ii) a multiple of 6 times the average EBITDA of the last two years minus the net debt of Grupo Disco Uruguay S.A. as of the exercise date, or (iii) a multiple of 12 times the average net income of the past two years of the Grupo Disco Uruguay S.A. On December 31, 2023, the greater of these three measures was the updated fixed price in US dollars.

During 2023, Grupo Casino negotiated with the non-controlling interest of Grupo Disco Uruguay S.A. the assignment of this put option to Grupo Éxito. Once this assignment was completed, making Grupo Éxito the direct holder of the put option liability, the put-call contract between Grupo Éxito and Grupo Casino was finished.

To guarantee compliance with the obligation assumed by Grupo Éxito in this assignment, a non -possessory pledge was constituted over the series B shares in Grupo Disco Uruguay S.A., which are property of Spice Investment Mercosur S.A., which are related in the title number 1 shareholding and representing 25% of the voting capital of Grupo Disco Uruguay S.A. This guarantee does not transfer the right to vote or receive dividends that the pledged shares have, which are held by Spice Investment Mercosur S.A. This guarantee replaces the last given in previous years on the same shareholding title.

The movement in loans and borrowing during the reporting periods is shown below:

Balance at December 31, 2021	1,417,011
Proceeds from loans and borrowings	876,798
Changes in the fair value of the put option recognized in equity	142,028
Interest accrued	111,234
Translation difference	3,250
Repayments of loans and borrowings	(995,865)
Payments of interest on loans and borrowings	(98,872)
Balance at December 31, 2022	1,455,584
Proceeds from loans and borrowings	1,241,024
Changes in the fair value of the put option recognized in equity	(209,557)
Interest accrued	227,525
Increases from business combinations (Nota 17.1)	235
Translation difference	(2,146)
Repayments of loans and borrowings	(1,217,881)
Payments of interest on loans and borrowings	(228,579)
Balance at December 31, 2023	1,266,205

Below is a detail of maturities for non-current loans and borrowings outstanding at December 31, 2023, discounted at present value (amortized cost):

Year	Total
2025	118,110
2026	67,660
2027	27,118
>2028	23,923
	236,811

As of December 31, 2023, Exito Group has available unused credit lines to minimize liquidity risks, as follows:

Banco Davivienda S.A.	400,000
Bancolombia S.A.	500,000
Total	900,000

Covenants

Under loans and borrowing contracts, Exito Group is subject to comply with the following financial covenants: as long as Almacenes Exito S.A. has payment obligations arising from the contracts executed on March 27, 2020 maintain a leverage financial ratio, defined as adjusted recurring Ebitda to gross financial liabilities of less than 2.8x. Such ratio will be measured annually on April 30 or the following business day, based on the audited separate financial statements of Almacenes Éxito S.A. for each annual period.

As of December 31, 2023 and 2022, Exito Group complied with its covenants.

Additionally, from the same loans and borrowing contracts Exito Group is subject to comply with some non-financial covenant, which at December 31, 2023 and 2022 were complied.

Note 21. Employee benefits

The balance of employee benefits is shown below:

	As at December 31,	
	2023	2022
Defined benefit plans	38,106	35,091
Long-term benefit plan	1,815	1,554
Total employee benefits	39,921	36,645
Current	4,703	4,555
Non-current	35,218	32,090

Note 21.1. Defined benefit plans

Éxito Group has the following defined benefit plans:

a. Retirement pension plan

Each employee will receive, upon retirement, a monthly pension payment, pension adjustments pursuant to legal regulations, survivor's pension, assistance with funeral expenses and June and December bonuses established by law. Such amount depends on factors such as: employee age, time of service and salary.

Éxito Group is responsible for the payment of retirement pensions to employees who meet the following requirements: (a) employees who at January 1, 1967 had served more than 20 years (full liability), and (b) employees and former employees who at January 1, 1967 had served more than 10 years but less than 20 years (partial liability).

b. Retroactive severance pay plan

Retroactivity of severance pay is estimated for those employees whom labor laws applicable are those prior to Law 50 of 1990, and who did not move to the new severance pay system. Under the plan, a retroactive amount as severance pay will be paid to employees upon retirement, after deduction of advance payments. This social benefit is calculated over the entire time of service, based on the latest salary earned.

Such benefits are estimated on an annual basis or whenever there are material changes, using the projected credit unit. During the years ended December 31, 2023, and 2022, there were no material changes in the methods or nature of assumptions applied when preparing the estimates and sensitivity analyses.

Balances and movement:

The following are balances and movement of defined benefit plans:

	Retirement pensions	Retroactive severance pay	Total
Balance at December 31, 2021	18,433	361	18,794
Cost of current service	16,419	11	16,430
Interest expense	2,655	26	2,681
Actuarial loss from changes in experience	118	40	158
Actuarial gain (losses) from financial assumptions	(3,290)	18	(3,272)
Benefits paid	(2,401)	(53)	(2,454)
Effect of exchange differences on translation	2,754	-	2,754
Balance at December 31, 2022	34,688	403	35,091
Cost of current service	1,839	11	1,850
Interest expense	1,939	51	1,990
Actuarial loss from changes in experience	1,386	21	1,407
Actuarial gain (losses) from financial assumptions	3,199	70	3,269
Benefits paid	(1,347)	(55)	(1,402)
Effect of exchange differences on translation	(4,099)	-	(4,099)
Balance at December 31, 2023	37,605	501	38,106

Actuarial assumptions used for calculation:

Discount rates, salary increase rates, future annuities rate, inflation rates and mortality rates are as follows:

	As at December 31,			
	2023		2022	
	Retirement pensions	Retroactive severance pay	Retirement pensions	Retroactive severance pay
Discount rate	11.00%	10.50%	13.7%	13.60%
Annual salary increase rate	5.5%	5.5%	5.5%	5.5%
Future annuities increase rate	4.5%	0.00%	4.5%	0.00%
Annual inflation rate	5.5%	5.5%	5.5%	5.5%
Mortality rate - men (years)	60-62	60-62	60-62	60-62
Mortality rate - women (years)	55-57	55-57	55-57	55-57
Mortality rate - men	0.001117% - 0.034032%	0.001117% - 0.034032%	0.001117% - 0.034032%	0.001117% - 0.034032%
Mortality rate - women	0.000627% - 0.019177%	0.000627% - 0.019177%	0.000627% - 0.019177%	0.000627% - 0.019177%

Employee turnover, disability and early retirement rates:

Years of service	As at December 31,	
	2023	2022
From 0 to less than 5	22.27%	20.56%
From 5 to less than 10	10.84%	10.01%
From 10 to less than 15	6.38%	5.89%
From 15 to less than 20	4.76%	4.39%
From 20 to less than 25	3.65%	3.37%
25 and more	2.76%	2.54%

Sensitivity analysis:

A quantitative sensitivity analysis regarding a change in a relevant actuarial assumption, would affect in the following variation over defined benefit plans net liability, using for that sensitive analysis the assumptions for changes in discount rate and annual salary increase rate:

Variation expressed in basis points	As at December 31,			
	2023		2022	
	Retirement pensions	Retroactive severance pay	Retirement pensions	Retroactive severance pay
Discount rate + 25	(257)	(3)	(187)	(3)
Discount rate - 25	264	3	192	3
Discount rate + 50	(506)	(6)	(370)	(6)
Discount rate - 50	535	6	389	6
Discount rate + 100	(985)	(11)	(722)	(11)
Discount rate - 100	1,102	12	799	12
Annual salary increase rate + 25	N/A	5	N/A	5
Annual salary increase rate - 25	N/A	(5)	N/A	(5)
Annual salary increase rate + 50	N/A	9	N/A	10
Annual salary increase rate - 50	N/A	(9)	N/A	(10)
Annual salary increase rate + 100	N/A	18	N/A	20
Annual salary increase rate - 100	N/A	(18)	N/A	(19)

Contributions for the next years funded with Éxito Group's own resources are foreseen as follows:

Year	As at December 31,			
	2023		2022	
	Retirement pensions	Retroactive severance pay	Retirement pensions	Retroactive severance pay
2023	-	-	2,427	59
2024	2,654	5	2,437	4
2025	2,656	270	2,419	185
2026	2,624	84	2,383	110
>2027	39,246	304	35,743	275
Total	47,180	663	45,409	633

Other considerations:

The average duration of the liability for defined benefit plans at December 31, 2023 is 6.2 years (December 31, 2022 - 5.5 years).

Éxito Group has no specific assets intended for guaranteeing the defined benefit plans.

The defined contribution plan expense at December 31, 2023 amounted to \$125,235 (December 31, 2022 - \$127,618).

Note 21.2. Long-term benefit plans

The long-term benefit plans involve a time-of-service bonus associated to years of service payable to the employees of Almacenes Éxito S.A. and to the employees of subsidiaries Logística, Transporte y Servicios Asociados S.A.S.

Such benefit is estimated on an annual basis or whenever there are material changes, using the projected credit unit. During the years ended December 31, 2023, and 2022, there were no material changes in the methods or nature assumptions applied when preparing the estimates and sensitivity analyses.

During 2015 Almacenes Éxito S.A. reached agreement with several employees who voluntarily decided to replace the time-of-service bonus with a special single one-time bonus.

Balances and movement:

The following are balances and movement of the long-term defined benefit plan:

Balance at December 31, 2021	1,584
Cost of current service	78
Past service cost	(13)
Interest expense	115
Actuarial loss from change in experience	200
Benefits paid	(93)
Actuarial gain from financial assumptions	(317)
Balance at December 31, 2022	1,554
Cost of current service	64
Past service cost	(128)
Interest expense	205
Actuarial loss from change in experience	87
Actuarial loss from financial assumptions	241
Benefits paid	(208)
Balance at December 31, 2023	1,815

Actuarial assumptions used to make the calculations:

Discount rates, salary increase rates, inflation rates and mortality rates are as follows:

	As at December 31,	
	2023	2022
Discount rate	10.80%	13.60%
Annual salary increase rate	5.5%	5.5%
Annual inflation rate	5.5%	5.5%
Mortality rate - men	0.001117% - 0.034032%	0.001117% - 0.034032%
Mortality rate - women	0.000627% - 0.019177%	0.000627% - 0.019177%

Employee turnover, disability and early retirement rates are as follows:

Years of service	As at December 31,	
	2023	2022
From 0 to less than 5	22.27%	20.56%
From 5 to less than 10	10.84%	10.01%
From 10 to less than 15	6.38%	5.89%
From 15 to less than 20	4.76%	4.39%
From 20 to less than 25	3.65%	3.37%
25 and more	2.76%	2.54%

Sensitivity analysis:

A quantitative sensitivity analysis regarding a change in a relevant actuarial assumption, would affect in the following variation over long-term benefit plans net liability, using for that sensitive analysis the assumptions for changes in discount rate and annual salary increase rate:

Variation expressed in basis points	As at December 31,	
	2023	2022
Discount rate + 25	(18)	(15)
Discount rate - 25	18	16
Discount rate + 50	(35)	(31)
Discount rate - 50	37	32
Discount rate + 100	(70)	(60)
Discount rate - 100	76	65
Annual salary increase rate + 25	19	17
Annual salary increase rate - 25	(19)	(17)
Annual salary increase rate + 50	39	34
Annual salary increase rate - 50	(38)	(33)
Annual salary increase rate + 100	79	70
Annual salary increase rate - 100	(74)	(65)

Contributions for the next years funded with Éxito Group's own resources are foreseen as follows:

Year	As at December 31,	
	2023	2022
2023	-	207
2024	342	349
2025	433	385
2026	288	255
>2027	1,910	1,786
Total	2,973	2,982

Other considerations:

The average duration of the liability for long-term benefits at December 31, 2023 is 4.3 years (December 31, 2022 - 4.3 years).

Exito Group has not devoted specific assets to guarantee payment of the time-of-service bonus.

The effect on the statement of profit or loss from the long-term benefit plan at December 31, 2023 was recognized as an expense in the amount of \$161 (December 31, 2022 was recognized as an income in the amount of \$82).

Note 22. Provisions

The balance of provisions is shown below:

	As at December 31,	
	2023	2022
Legal proceedings (1)	19,736	19,101
Restructuring	5,180	10,517
Taxes other than income tax	297	4,473
Other	8,462	8,286
Total provisions	33,675	42,377
Current	22,045	27,123
Non-current	11,630	15,254

At December 31, 2023 and 2022, there are no provisions for onerous contracts.

- (1) Provisions for legal proceedings are recognized to cover estimated probable losses arising from lawsuits brought against Exito Group, related to labor, civil, administrative and regulatory matters, which are assessed based on the best estimation of cash outflows required to settle a liability on the date of preparation of the financial statements. The balance is comprised of:

	As at December 31,	
	2023	2022
Labor legal proceedings	10,211	10,902
Civil legal proceedings	7,250	5,516
Administrative and regulatory proceedings	2,275	2,683
Total legal proceedings	19,736	19,101

Balances and movement of provisions during the reporting periods are as follows:

	Legal proceedings	Taxes other than income tax	Restructuring	Other	Total
Balance at December 31, 2021	17,595	3,549	2,708	11,409	35,261
Increase	8,141	967	15,211	7,672	31,991
Uses	(787)	-	-	-	(787)
Payments	(2,838)	-	(5,448)	(9,483)	(17,769)
Reversals (not used)	(3,462)	-	(920)	(1,047)	(5,429)
Other reclassifications	-	-	(485)	-	(485)
Effect of exchange differences on the translation into presentation currency	452	(43)	(549)	(265)	(405)
Balance at December 31, 2022	19,101	4,473	10,517	8,286	42,377
Increase	9,693	-	30,451	7,356	47,500
Uses	-	(99)	(474)	-	(573)
Payments	(2,598)	-	(33,575)	(6,113)	(42,286)
Reversals (not used)	(3,814)	(3,336)	(1,264)	(427)	(8,842)
Other reclassifications	233	-	(473)	(58)	(298)
Effect of exchange differences on the translation into presentation currency	(2,879)	(741)	(2)	(582)	(4,203)
Balance at December 31, 2023	19,736	297	5,180	8,462	33,675

Note 23. Trade payables and other payable

	As at December 31,	
	2023	2022
Payables to suppliers of goods	2,725,532	3,080,264
Payables and other payable - agreements (1)	1,562,246	1,485,905
Employee benefits	335,989	354,431
Payables to other suppliers	325,447	406,595
Tax payable	144,492	149,557
Purchase of assets	121,554	186,421
Dividends payable	32,691	10,886
Other	38,175	47,716
Total trade payables and other payable	5,286,126	5,721,775
Current	5,248,777	5,651,303
Non-current	37,349	70,472

(1) The detail of payables and other payable - agreements is shown below:

	As at December 31,	
	2023	2022
Payables to suppliers of goods	1,429,006	1,439,118
Payables to other suppliers	133,240	46,787
Total payables and other payable - agreements	1,562,246	1,485,905

In Colombia, receivable anticipation transactions are initiated by suppliers who, at their sole discretion, choose the banks that will advance financial resources before invoice due dates, according to terms and conditions negotiated with Exito Group. Exito Group cannot direct a preferred or financially related bank to the supplier or refuse to carry out transactions, as local legislation ensures the supplier's right to freely transfer the title/receivable to any bank through endorsement.

Additionally, Exito Group has entered into agreements with some financial institutions in Colombia, that provide an additional payment period for these discounted supplier invoices. The terms under such agreements are not unique to Exito Group but are based on market practices in Colombia applicable to other players in the market that legally do not change the nature of the business transaction.

Note 24. Income tax

Note 24.1. Tax regulations applicable to Almacenes Éxito S.A. and to its Colombian subsidiaries

Income tax rate applicable to Almacenes Éxito S.A. and its Colombian subsidiaries

- a. For taxable 2023 and 2022 the income tax rate for corporates is 35%.

For taxable 2023, the minimum tax rate calculated on financial profit may not be less than 15%, if so, it will increase by the percentage points required to reach the indicated effective tax rate.

- b. From taxable 2021, the base to assess the income tax under the presumptive income model is 0% of the net equity held on the last day of the immediately preceding taxable period.
- c. A tax on dividends paid to individual residents in Colombia was established at a rate of 10%, triggered when the amount distributed is higher than 300 UVT (equivalent to \$13 in 2023) when such dividends have been taxed upon the distributing companies. For domestic companies, the tax rate is 7.5% when such dividends have been taxed upon the distributing companies. For individuals not residents of Colombia and for foreign companies, the tax rate is 10% when such dividends have been taxed upon the distributing companies. When the earnings that give rise to dividends have not been taxed upon the distributing company, the tax rate applicable to shareholders is 35% for 2023 and 2022.

Tax credits of Almacenes Éxito S.A. and its Colombian subsidiaries

Pursuant to tax regulations in force as of 2017, the time limit to offset tax losses is 12 years following the year in which the loss was incurred.

Excess presumptive income over ordinary income may be offset against ordinary net income assessed within the following five years.

Company losses are not transferrable to shareholders. In no event of tax losses arising from revenue other than income and occasional gains, and from costs and deductions not related with the generation of taxable income, it will be offset against the taxpayer's net income.

(a) Tax credits of Almacenes Éxito S.A.

At December 31, 2023 Almacenes Éxito S.A. has accrued \$61,415 (at December 31, 2022 - \$211,190) excess presumptive income over net income.

The movement of Almacenes Éxito S.A.'s excess presumptive income over net income during the reporting period is shown below:

Balance at December 31, 2021	346,559
Offsetting of presumptive income against net income for the period	(135,369)
Balance at December 31, 2022	211,190
Offsetting of presumptive income against net income for the period	(149,775)
Balance at December 31, 2023	61,415

At December 31, 2023, Almacenes Éxito S.A. has accrued tax losses amounting to \$740,337 (at December 31, 2022 - \$740,337).

The movement of tax losses at Almacenes Éxito S.A. during the reporting year is shown below:

Balance at December 31, 2021	738,261
Adjustment to tax losses from prior periods	2,076
Balance at December 31, 2022	740,337
Tax losses generated during the period	-
Balance at December 31, 2023	740,337

(b) Movement of tax losses for Colombian subsidiaries for the reporting periods is shown below

Balance at December 31, 2021	33,624
Transacciones Energéticas S.A.S. E.S.P. (i)	158
Depósitos y Soluciones Logísticas S.A.S.	(220)
Balance at December 31, 2022	33,562
Marketplace Internacional Exito y Servicios S.A.S	105
Transacciones Energéticas S.A.S. E.S.P. (i)	126
Depósitos y Soluciones Logísticas S.A.S.	(24)
Balance at December 31, 2023	33,769

(i) No deferred tax has been calculated for these tax losses because of the uncertainty on the recoverability with future taxable income.

Note 24.2. Tax rates applicable to foreign subsidiaries

Income tax rates applicable to foreign subsidiaries are:

- Uruguay applies a 25% income tax rate in 2023 (25% in 2022);
- Argentina applies a 30% income tax rate in 2023 (35% in 2022).

Note 24.3. Current tax assets and liabilities

The balances of current tax assets and liabilities recognized in the statement of financial position are:

Current tax assets:

	As at December 31,	
	2023	2022
Income tax credit receivable by Almacenes Éxito S.A. and its Colombian subsidiaries	267,236	271,683
Tax discounts applied by Almacenes Éxito S.A. and its Colombian subsidiaries	137,000	111,440
Industry and trade tax advances and withholdings of Almacenes Exito S.A. and its Colombian subsidiaries	71,450	63,408
Other current tax assets of subsidiary Spice Investment Mercosur S.A.	20,339	18,268
Tax discounts of Éxito from taxes paid abroad	17,258	24,631
Current income tax assets of subsidiary Onper Investment 2015 S.L.	10,715	1,024
Other current tax assets of subsidiary Onper Investment 2015 S.L.	29	447
Current income tax assets of subsidiary Spice Investments Mercosur S.A.	-	8,007
Total current tax assets	524,027	498,908

Current tax liabilities

	As at December 31,	
	2023	2022
Industry and trade tax payable of Almacenes Éxito S.A. and its Colombian subsidiaries	98,391	92,815
Taxes of subsidiary Onper Investment 2015 S.L. other than income tax	4,979	3,743
Tax on real estate of Almacenes Éxito S.A. and its Colombian subsidiaries	3,621	1,762
Taxes of subsidiary Spice Investments Mercosur S.A. other than income tax	293	430
Current income tax liabilities of subsidiary Spice Investments Mercosur S.A.	47	-
Total current tax liabilities	107,331	98,750

Note 24.4. Income tax

The components of the income tax expense recognized in the statement of profit or loss were:

	Year ended December 31,	
	2023	2022
Current income tax (expense)	(106,420)	(183,105)
Deferred income tax gain (expense) (Note 24.5)	60,211	(55,051)
Adjustment in respect of current income tax of prior periods	311	(9,164)
Changes in tax rates	-	(78,382)
Total income tax (expense)	(45,898)	(325,702)

The reconciliation of average effective tax rate to applicable tax rate is shown below:

	Year ended December 31,			
	2023	Rate	2022	Rate
Profit before income tax from continuing operations	354,072		574,940	
Tax expense at enacted tax rate in Colombia	(123,925)	(35%)	(201,229)	(35%)
Equity method in joint venture domestic operations	(40,046)		(12,152)	
Unrecognition deferred tax from prior periods	(1,286)		3,407	
Adjustment to current taxes from prior periods	311		(9,164)	
Non-deductible/ nontaxable foreign operation	15,449		(55,852)	
Accounting effects of NCI domestic operations without tax impact	32,138		31,991	
Tax rates differences from foreign operations	33,547		22,362	
Non-deductible / nontaxable domestic operation	37,914		(27,410)	
Tax impact of readjustment to carry forward losses	-		727	
Changes in tax rates	-		(78,382)	
Total income tax expense	(45,898)	(13%)	(325,702)	(57%)

Note 24.5. Deferred tax

	As at December 31,			
	2023		2022	
	Deferred tax assets	Deferred tax liabilities	Deferred tax assets	Deferred tax liabilities
Tax losses	259,118	-	259,118	-
Tax credits	61,449	-	62,943	-
Excess presumptive income	21,495	-	73,917	-
Other provisions	9,926	-	10,893	-
Investment property	-	(120,144)	-	(148,031)
Property, plant, and equipment	93,660	(221,364)	59,162	(341,631)
Goodwill	-	(217,687)	-	(218,308)
Leases	634,180	(545,661)	641,886	(553,947)
Other	100,045	(33,423)	103,215	(84,341)
Total	1,179,873	(1,138,279)	1,211,134	(1,346,258)

The breakdown of deferred tax assets and liabilities for the three jurisdictions in which Exito Group operates are grouped as follows:

	As at December 31,			
	2023		2022	
	Deferred tax assets	Deferred tax liabilities	Deferred tax assets	Deferred tax liabilities
Colombia	113,373	-	98,372	-
Uruguay	84,319	-	44,217	-
Argentina	-	(156,098)	-	(277,713)
Total	197,692	(156,098)	142,589	(277,713)

The reconciliation of the movement of net deferred tax to the statement of profit or loss and the statement of comprehensive income is shown below:

	As at December 31,	
	2023	2022
Profit (expense) benefit from deferred tax recognized in income	60,211	(55,051)
Adjustment related current income tax previous periods	311	(9,164)
Change in tax rates	-	(78,382)
Profit (expense) from deferred tax recognized in other comprehensive income	8,649	(206)
Effect of the translation of the deferred tax recognized in other comprehensive income (1)	107,547	(30,731)
Total movement of net deferred tax	176,718	(173,534)

(1) Such effect resulting from the translation at the closing rate of deferred tax assets and liabilities of foreign subsidiaries is included in the line item "Exchange difference from translation" in Other comprehensive income (Note 27).

Temporary differences related to investments in associates and joint ventures, for which no deferred tax liabilities have been recognized at December 31, 2023 amounted to \$81,773 (at December 31, 2022 - \$ 32,279).

Note 24.6. Effects of the distribution of dividends on the income tax

There are no income tax consequences attached to the payment of dividends in either 2023 or 2022 by Exito Group to its shareholders.

Note 24.7. Non-Current tax liabilities

The \$8,091 balance at December 31, 2023 (at December 31, 2022 - \$2,749) relates to taxes payable of subsidiary Libertad S.A. for federal taxes and incentive program by instalments.

Note 25. Derivative instruments and collections on behalf of third parties

The balance of derivative instruments and collections on behalf of third parties is shown below:

	As at December 31,	
	2023	2022
Collections on behalf of third parties (1)	123,023	130,819
Derivative financial instruments (2)	11,299	5,404
Derivative financial instruments designated as hedge instruments (3)	5,488	-
Total derivative instruments and collections on behalf of third parties	139,810	136,223

(1) Collections on behalf of third parties includes amounts received for services where Exito Group acts as an agent, such as travel agency sales, and payments and banking services provided to customers. Include \$26,515 (December 31, 2022 - \$26,218) with third parties (Note 10.6).

(2) The detail of maturities of these instruments at December 31, 2023 is shown below:

Derivative	Less than 3 months	From 3 to 6 months	From 6 to 12 months	More than 12 months	Total
Forward	6,938	4,361	-	-	11,299

The detail of maturities of these instruments at December 31, 2022 is shown below:

Derivative	Less than 3 months	From 3 to 6 months	From 6 to 12 months	More than 12 months	Total
Forward	3,149	2,255	-	-	5,404

(3) Derivative instruments designated as hedging instrument are related to forward. The fair value of these instruments is determined based on valuation models.

At December 31, 2023, relates to the following transactions:

	Nature of risk hedged	Hedged item	Rate of hedged item	Average rates for hedge instruments	Fair value
Forward	Exchange rate	Trade payables	USD/COP	1 USD / \$4,204.54	5,488

The detail of maturities of these hedge instruments at December 31, 2023 is shown below:

	Less than 1 month	From 1 to 3 months	From 3 to 6 months	From 6 to 12 months	More than 12 months	Total
Forward	2,621	2,867	-	-	-	5,488

Note 26. Other liabilities

The balance of other liabilities is shown below:

	As at December 31,	
	2023	2022
Deferred revenues (1)	208,126	154,265
Customer loyalty programs	43,990	56,165
Advance payments under lease agreements and other projects	4,604	4,891
Repurchase coupon	239	942
Instalments received under "plan resérvalo"	160	284
Advance payments for fixed assets sold (2)	-	14,360
Total other liabilities	257,119	230,907
Current	254,766	228,496
Non-current	2,353	2,411

(1) Mainly relates to payments received for the future sale of products through means of payment, property leases and strategic alliances.

(2) Corresponded to the advance received for the sale of the real estate project "Galería la 33", legalized in 2023.

Exitó Group considers Customer Loyalty Programs and deferred revenues as contractual liabilities. The movement of deferred revenue and customer loyalty programs, and the related revenue recognized during the reporting periods, is shown below:

	Deferred revenue	Customer loyalty programs
Balance at December 31, 2021	174,395	37,015
Additions	1,290,023	19,053
Revenue recognized	(1,309,193)	(13,736)
Other	-	407
Effect of exchange difference from translation into presentation currency	(960)	13,426
Balance at December 31, 2022	154,265	56,165
Additions	3,637,936	14,320
Revenue recognized	(3,577,850)	(14,964)
Effect of exchange difference from translation into presentation currency	(6,225)	(11,531)
Balance at December 31, 2023	208,126	43,990

Note 27. Shareholders' equity

Capital and premium on placement of shares

At December 31, 2023 and 2022, Almacenes Exito's authorized capital is represented by 1.590,000,000 common shares with a nominal value of \$3.3333 Colombian pesos.

At December 31, 2023 and 2022 the number of subscribed shares is 1.344.720.453 and the number of treasury shares is 46.856.094.

The rights attached to the shares are speaking and voting rights per each share. No privileges have been granted on the shares, nor are the shares restricted in any way. Further, there are no option contracts on Almacenes Exito's shares.

The premium on the issue of shares represents the surplus paid over the par value of the shares. Pursuant to Colombian legal regulations, this balance may be distributed upon liquidation of the company or capitalized. Capitalization means the transfer of a portion of such premium to a capital account as the result of a distribution of dividends paid in shares of Almacenes Exito.

Reserves

Reserves are appropriations made by Almacenes Exito's S.A. General Meeting of Shareholders on the results of prior periods. In addition to the legal reserve, there is an occasional reserve, a reserve for acquisition of treasury shares and a reserve for future dividend distribution.

Other comprehensive income

The tax effect on the components of other comprehensive income is shown below:

	As at December 31,			As at December 31,		
	2023			2022		
	Gross value	Tax effect	Net value	Gross value	Tax effect	Net value
Loss from financial instruments designated at fair value through other comprehensive income	(16,433)	-	(16,433)	(16,202)	-	(16,202)
Remeasurement loss on defined benefit plans	(5,052)	1,844	(3,208)	(536)	334	(202)
Translation exchange differences	(2,323,383)	-	(2,323,383)	(997,445)	-	(997,445)
Gain from cash-flow hedge	8,757	2,610	11,367	12,939	(4,529)	8,410
(Loss) on hedge of net investment in foreign operations	(18,977)	-	(18,977)	(18,977)	-	(18,977)
Total other comprehensive income	(2,355,088)	4,454	(2,350,634)	(1,020,221)	(4,195)	(1,024,416)
Other comprehensive income of non - controlling interests			(46,588)			(57,514)
Other comprehensive income of the parent			(2,304,046)			(966,902)

Note 28. Revenue from contracts with customers

The amount of revenue from contracts with customers is as shown:

	Year ended December 31,	
	2023	2022
Retail sales (1) (Note 40)	20,226,311	19,754,076
Service revenue (2) (Note 40)	819,493	741,246
Other revenue (3) (Note 40)	76,283	124,351
Total revenue from contracts with customers	21,122,087	20,619,673

(1) Retail sales represent the sale of goods and real estate projects net of returns and sales rebates.

This amount includes the following items:

	Year ended December 31,	
	2023	2022
Retail sales, net of sales returns and rebates	20,176,915	19,725,311
Sale of real estate project inventories (a)	49,396	28,765
Total retail sales	20,226,311	19,754,076

(a) As of December 31, 2023, it corresponds to the sale of the inventory of the Galería la 33 real estate project for \$29,208, the Carulla Calle 100 real estate project for \$18,000 and 20.43% of La Secreta land for \$2,188. As of December 31, 2022, it corresponds to the sale of a percentage of the inventory of the Montevideo real estate project for \$26,260 and a percentage of the La Secreta land for \$2,505.

(2) Revenues from services and rental income comprise:

	Year ended December 31,	
	2023	2022
Leases and real estate related income	317,828	264,322
Advertising	99,224	94,802
Distributors	93,702	84,424
Lease of physical space	86,598	100,968
Administration of real estate	52,613	43,719
Telephone	40,973	34,811
Transport	37,035	29,837
Commissions	33,867	27,354
Banking services	21,817	19,082
Money transfers	9,096	8,753
Other	26,740	33,174
Total service revenue	819,493	741,246

(3) Other revenue relates to:

	Year ended December 31,	
	2023	2022
Marketing events	20,228	19,402
Real estate projects (a)	13,014	63,203
Collaboration agreements (b)	7,513	8,437
Royalty revenue	3,783	3,530
Other	31,745	29,779
Total other revenue	76,283	124,351

(a) At December 31, 2022, it included mainly the bonus received for the operating results generated in real estate projects for \$32,948, to the bonus to obtain permanence in a property lease for \$6,000; and income from strategic alliances goals for \$4,422.

(b) Represents revenue from the following collaboration agreements:

	Year ended December 31,	
	2023	2022
Redeban S.A.	4,010	3,656
Éxito Media	2,907	1,153
Alianza Sura	481	3,588
Moviired S.A.S.	115	40
Total collaboration agreement	7,513	8,437

Note 29. Distribution, administrative and selling expenses.

The amount of distribution, administrative and selling expenses by nature is:

	Year ended December 31,	
	2023	2022
Employee benefits (Note 30)	1,680,016	1,577,911
Depreciation and amortization	554,771	505,068
Taxes other than income tax	355,937	343,794
Fuels and power	263,180	251,046
Repairs and maintenance	239,911	242,659
Advertising	158,591	165,589
Commissions on debit and credit cards	156,798	139,288
Security services	113,538	104,796
Services	107,188	110,614
Professional fees	96,204	100,002
Cleaning services	87,412	74,898
Leases	62,666	61,234
Packaging and marking materials	57,611	55,874
Insurance	51,947	48,036
Administration of trade premises	49,710	43,382
Transport	44,149	44,904
Outsourced employees	43,767	55,336
Credit loss expense (a)	25,208	34,812
Travel expenses	17,139	18,922
Commissions	16,394	13,588
Other provision expenses	14,887	15,482
Cleaning and cafeteria	10,850	10,686
Other commissions	9,505	10,557
Legal expenses	8,964	10,514
Seguros Éxito collaboration agreement	6,537	-
Stationery, supplies and forms	6,529	5,738
Ground transportation	4,529	4,240
Autos Éxito collaboration agreement	817	1,847
Other	238,238	181,070
Total distribution, administrative and selling expenses	4,482,993	4,231,887
Distribution expenses	2,428,475	2,253,239
Administrative and selling expenses	374,502	400,737
Employee benefit expenses	1,680,016	1,577,911

(a) This amount includes the following items:

	Year ended December 31	
	2023	2022
Allowance for expected credit losses (Note 8.1)	23,387	30,802
Write-off of receivables	1,154	2,685
Hyperinflationary adjustments	667	1,325
Total	25,208	34,812

Note 30. Employee benefit expenses

The amount of employee benefit expenses incurred by each significant category is as follows:

	Year ended December 31,	
	2023	2022
Wages and salaries	1,396,589	1,284,582
Contributions to the social security system	47,820	45,453
Other short-term employee benefits	59,418	54,695
Total short-term employee benefit expenses	1,503,827	1,384,730
Post-employment benefit expenses, defined contribution plans	125,235	127,618
Post-employment benefit expenses, defined benefit plans	2,045	16,472
Total post-employment benefit expenses	127,280	144,090
Termination benefit expenses	13,349	14,506
Other personnel expenses	35,399	34,667
Other long-term employee benefits	161	(82)
Total employee benefit expenses	1,680,016	1,577,911

The cost of employee benefit include in cost of sales is shown in Note 11.2.

Note 31. Other operating (expenses) revenue, net

Other operating revenue

	Year ended December 31,	
	2023	2022
Recovery allowance for expected credit losses (Note 8.1)	18,010	26,093
Other indemnification (1)	8,404	19,486
Reimbursement of tax-related costs and expenses (2)	3,336	-
Recovery of other provisions	3,246	3,070
Recovery of costs and expenses from taxes other than ...income tax	2,179	2,053
Recovery of restructuring expenses	1,265	920
Other	454	1,307
Total other operating revenue	36,894	52,929

(1) Corresponds to the compensation paid by Rappi S.A.S. for the losses of the Turbo operation.

(2) Corresponds to the nullity of the process for the IVA review settlements for bimesters 3, 4 and 6 of 2013 (Note 22).

Other operating expenses

	Year ended December 31,	
	2023	2023
Restructuring expenses (1)	(30,451)	(15,211)
Other (2)	(76,982)	(64,941)
Total other operating expenses	(107,433)	(80,152)

(1) Expenses from the restructuring plan provision, which includes operating excellence plan and corporate retirement plan.

(2) Corresponds:

	Year ended December 31,	
	2023	2022
Fees for the registration process in the New York and ...Sao Paulo Stock Exchanges	(46,531)	(34,527)
Tax on wealth	(22,719)	(21,239)
Fees for projects for the implementation of norms and laws	(7,747)	(9,355)
Others	15	180
Total others	(76,982)	(64,941)

Other net income (losses)

	Year ended December 31,	
	2023	2022
Gain from the sale of assets	18,954	19,597
Gain from the early termination of lease contracts	3,544	5,809
Impairment loss on assets	(3,451)	(2,201)
Write-off of assets	(8,777)	(13,507)
Other	-	(37)
Total other net income	10,270	9,661

Note 32. Financial income and cost

The amount of financial income and cost is as follows:

	Year ended December 31,	
	2023	2022
Gain from foreign exchange differences	157,889	51,006
Interest income on cash and cash equivalents (Note 7)	45,852	27,040
Gain from liquidated derivative financial instruments	37,599	74,864
Net monetary position results, effect of the statement of profit or loss (1)	29,456	21,993
Gains from valuation of derivative financial instruments	71	28,824
Other financial income	13,223	16,182
Total financial income	284,090	219,909
Interest expense on loan and borrowings	(227,522)	(111,234)
Interest expense on lease liabilities	(126,169)	(99,324)
Factoring expenses	(114,577)	(51,537)
(Loss) gain from foreign exchange differences	(89,176)	(181,719)
Loss from liquidated derivative financial instruments	(73,643)	(12,846)
Loss from fair value changes in derivative financial instruments	(33,808)	(15,611)
Net monetary position expense, effect of the statement of financial position	(17,261)	(111,754)
Commission expenses	(6,503)	(5,134)
Other financial expenses	(9,721)	(11,224)
Total financial cost	(698,380)	(600,383)
Net financial result	(414,290)	(380,474)

(1) The indicator used to adjust for inflation in the financial statements of Libertad S.A. is the Internal Wholesales Price Inde x (IPIM) published by the Instituto Nacional de Estadística y Censos de la República Argentina (INDEC). The price index and corresponding changes are presented below:

	Price index	Change during the year
December 31, 2015	100.00	-
January 1, 2020	446.28	-
December 31, 2020	595.19	33.4%
December 31, 2021	900.78	51.3%
December 31, 2022	1,754.58	94.8%
December 31, 2023	6,603.36	276.4%

Note 33. Earnings per share

Basic earnings per share are calculated based on the weighted average number of outstanding shares of each category during the year.

There were no dilutive potential ordinary shares outstanding at the years ended December 31, 2023 and 2022.

The calculation of basic and diluted earnings per share for all years presented is as follows:

In profit for the years:

	Year ended December 31,	
	2023	2022
Net profit attributable to equity holders of the parent (basic and diluted)	125,998	99,072
Weighted average of the number of ordinary shares attributable to earnings per share (basic and diluted)	1.297.864.359	1.297.864.359
Basic and diluted earnings per share to equity holders of the parent (in Colombian pesos)	97.08	76.33

In continuing operations:

	Year ended December 31,	
	2023	2022
Net profit from continuing operations (Basic and diluted)	308,174	249,238
Less: net income from continuing operations attributable to non-controlling interests	182,176	150,166
Net profit from continuing operations attributable to the equity holders of the parent (basic and diluted)	125,998	99,072
Weighted average of the number of ordinary shares attributable to earnings per share (basic and diluted)	1.297.864.359	1.297.864.359
Basic and diluted earnings per share from continuing operations attributable to the equity holders of the parent (in Colombian pesos)	97.08	76.33

Note 34. Impairment of assets

Note 34.1. Financial assets

No impairment on financial assets were identified at December 31, 2023 and at December 31, 2022, except on trade receivables and other account receivables (Note 8).

Note 34.2. Non-financial assets

December 31, 2023

The carrying amount of the groups of cash-generating units is made of goodwill, property, plant and equipment, investment properties, other intangible assets, working capital items, the value of the equity of the subsidiaries domiciled in Colombia, Uruguay and Argentina, and its goodwill acquired through business combinations.

For the purposes of impairment testing, the goodwill obtained through business combinations, trademarks and the rights to exploit trade premises with indefinite useful lives were allocated to the following groups of cash-generating units:

	Groups of cash-generating units									
	Éxito	Carulla	Surtimax	Súper Ínter	Surtimayorista	Taeq	Uruguay	Argentina		Total
Goodwill (Note 17)	90,674	856,495	37,402	464,332	4,174	-	1,441,256	186,289		3,080,622
Trademarks with indefinite useful life (Note 16)	-	-	17,427	63,704	-	5,296	115,020	49,432		250,879
Rights with indefinite useful life (Note 16)	17,720	2,771	-	-	-	-	-	2,894		23,385

Although the commercial premises assigned to the Surtimayorista cash generating unit do not have goodwill acquired through business combinations, this value assigned for purposes of the impairment test is the result of the conversion of stores from the Surtimax format to this new format; the goodwill assigned to the commercial premises of the Surtimax cash generating unit comes from the business combination carried out in 2007 as a result of the merger with Carulla Vivero S.A.

The method used in the impairment test was the value in use due to the difficulty of finding an active market to establish the fair value of these intangible assets.

The recoverable amount of the cash generating units in Colombia and Uruguay was determined as their value in use.

The value in use was estimated based on the expected cash flows as forecasted by management over a five-year period, on the grounds of the price growth rate in Colombia and Uruguay (Consumer Price Index - CPI), trend analyses based on past results, expansion plans, strategic projects to increase sales, and optimization plans.

The perpetuity growth rate used is 3.6% for Colombia and 5.4% for Uruguay corresponding to the long-term inflation expectation for each country. These dates suppose real growth rate of 0% for cash flows beyond the five-year period. For the Éxito Group, this is a conservative approach that reflects the ordinary growth expected for the industry in absence of unexpected factors that might have an effect on growth.

The tax rate included in the forecast of cash flows is the rate at which it expects to pay its taxes during the next years. The tax rate used in the projection of cash flows of the Éxito, Carulla, Surtimax, Súper Ínter and Surtimayorista cash-generating units was 35% for 2024 onwards, which is the enacted rate in Colombia as at December 31, 2023.

For goodwill allocated to the Uruguayan cash-generating unit, the tax rate used was 25%.

Expected cash flows were discounted at the weighted average cost of capital (WACC) using a market indebtedness structure for the type of industry where Éxito Group operates, which was 13.2% for 2023, 10.7% for 2024, 9.7% for 2025, 9.0% for 2026, 8.1% for 2027 and 8.1% for 2028 onwards.

The WACC used to discount the cash flows of the Uruguayan cash-generating unit was 9.2% for 2023, 10.1% for 2024, 10.7% for 2025, 9.8% for 2026, 9.5% for 2027 and 9.5% for 2028 onwards.

The budgeted average Ebitda growth rate for the next five years is 10.3% for Colombia, 7.6% for Uruguay, and 94.6% for Argentina.

The variables that have the greater impact on the determination of the value in use of the cash-generating units are the discount rate and the perpetual growth rate. These variables are defined as follows:

- (a) Growth rate in perpetuity: Nominal growth rates in perpetuity are the long-term inflation expectations for the relevant country, i.e. a real growth rate of zero. A decrease in real growth rates to below zero is not considered reasonably possible given cash flows are expected to increase at least in line with inflation, and up to 1% above inflation.
- (b) Discount rate: The estimation of the discount rate is based on an analysis of the market indebtedness for Almacenes Éxito S.A.; a change is deemed reasonable if the discount rate would increase by 1%, in which event no impairment in the value of the groups of cash-generating units would arise.

Impairment of property, plant and equipment is the carrying amount that exceeds the recoverable amount; in turn, the recoverable amount is the higher of value in use and fair value less costs of sell. Assets are grouped into stores, which generate independent cash flows. The method used to calculate the recoverable value was the income approach (value in use) due to its adequate approximation to the recoverable value of these. As a result of the test, there was an impairment in the value of the property, plant and equipment from Uruguayan subsidiary in the amount of \$2,903 and in the right of use with the same subsidiary in the amount of \$1,038. Additionally, there was a reversal of impairment of value in the property of the Uruguayan subsidiary of \$1,188. The impairment was properly accounted for and charged to income for the period.

The method used in the impairment test for investment properties was the income approach due to its adequate approximation to the fair value of these properties. As a result of the test, there was an impairment in the value of the Viva Palmas property in the amount of \$698. The impairment was properly accounted for and charged to income for the period.

The recoverable amount of the Argentina group of cash generating units was determined as the fair value less costs of disposal of its retail estate portfolio. This was estimated based on the appraisals performed by an independent appraiser on all the properties owned by the subsidiary in Argentina, minus the total liabilities, plus cash of Libertad S.A. as of December 31, 2023, excluding non-monetary and intercompany items. The cost of disposal is an estimated brokerage commission on the sale of real estate equivalent to 3% of the total amount of the property values. The main variables used in the appraisals are the real estate index in Argentina and the exposure to foreign exchange (USD more specifically). A decrease of 45% in the fair value less costs to sell would trigger an impairment charge.

Assets are grouped into stores, which generate independent cash flows. The recoverable amount was the value in use of the stores.

Except for the above, there is no impairment in the carrying value of the cash generating units.

December 31, 2022

The carrying amount of the groups of cash-generating units is made of property, plant and equipment, investment properties, other intangible assets other than goodwill, net working capital items and the goodwill and intangible assets acquired through business combinations.

For the purposes of impairment testing, the goodwill obtained through business combinations, trademarks and the rights to exploit trade premises with indefinite useful lives were allocated to the following groups of cash-generating units:

	Groups of cash-generating units								Total
	Éxito	Carulla	Surtimax	Súper Ínter	Surtimayorista	Uruguay	Argentina		
Goodwill (Note 17)	90,674	856,495	37,402	464,332	4,174	1,690,339	340,887		3,484,303
Trademarks with indefinite useful life (Note 16)	-	-	17,427	63,704	-	128,103	90,454		299,688
Rights with indefinite useful life (Note 16)	17,720	2,771	-	-	-	-	4,212		24,703

Although the commercial premises assigned to the Surtimayorista cash generating unit do not have goodwill acquired through business combinations, this value assigned for purposes of the impairment test is the result of the conversion of stores from the Surtimax format to this new format; the goodwill assigned to the commercial premises of the Surtimax cash generating unit comes from the business combination carried out in 2007 as a result of the merger with Carulla Vivero S.A.

The method used in the impairment test was the value in use due to the difficulty of finding an active market to establish the fair value of these intangible assets.

The recoverable amount of the cash generating units in Colombia and Uruguay was determined as their value in use.

The value in use was estimated based on the expected cash flows as forecasted by Company management over a five-year period, on the grounds of the price growth rate in Colombia and Uruguay (Consumer Price Index - CPI), trend analyses based on past results, expansion plans, strategic projects to increase sales, and optimization plans.

The perpetuity growth rate used is 3.7% for Colombia and 5.4% for Uruguay corresponding to the long-term inflation expectation for each country. These dates suppose real growth rate of 0% for cash flows beyond the five-year period. For the Éxito Group, this is a conservative approach that reflects the ordinary growth expected for the industry in absence of unexpected factors that might have an effect on growth.

The tax rate included in the forecast of cash flows is the rate at which Almacenes Éxito S.A. expects to pay its taxes during the next years. The tax rate used in the projection of cash flows of the Éxito, Carulla, Surtimax, Súper Ínter and Surtimayorista cash-generating units was 35% for 2023 onwards, which is the enacted rate in Colombia as at December 31, 2022.

For goodwill allocated to the Uruguayan cash-generating unit, the tax rate used was 25%.

Expected cash flows were discounted at the weighted average cost of capital (WACC) using a market indebtedness structure for the type of industry where Éxito Group operates, which was 10.40% for 2022, 9.5% for 2023, 9.3% for 2024, 8.3% for 2025, 7.5% for 2026 and 7.4% for 2027 onwards.

The WACC used to discount the cash flows of the Uruguayan cash-generating unit was 8.2% for 2022, 9.1% for 2023, 9.8% for 2024, 9.3% for 2025, 9.3% for 2026 and 9.2% for 2027 onwards.

The budgeted average Ebitda growth rate for the next five years is 8.0% for Colombia, 8.2% for Uruguay, and 76.9% for Argentina.

The variables that have the greater impact on the determination of the value in use of the cash-generating units are the discount rate and the perpetual growth rate. These variables are defined as follows:

- (a) Growth rate in perpetuity: Nominal growth rates in perpetuity are the long-term inflation expectations for the relevant country, i.e. a real growth rate of zero. A decrease in real growth rates to below zero is not considered reasonably possible given cash flows are expected to increase at least in line with inflation, and up to 1% above inflation.
- (b) Discount rate: The estimation of the discount rate is based on an analysis of the market indebtedness for Almacenes Éxito S.A.; a change is deemed reasonable if the discount rate would increase by 1%, in which event no impairment in the value of the groups of cash-generating units would arise.

Impairment of property, plant and equipment is the carrying amount that exceeds the recoverable amount; in turn, the recoverable amount is the higher of value in use and fair value less costs to sell. Assets are grouped into stores, which generate independent cash flows. The method used to calculate the recoverable value was the income approach (value in use) due to its adequate approximation to the recoverable value of these.

As a result of the observation of signs of impairment and the application of this test, impairment of value was presented in part of the property Viva Calle 80 for \$241 and the property of the subsidiary Grupo Disco del Uruguay S.A. for \$1,403, on the other hand, there was a reversal of impairment of value in the properties of the subsidiary Mercados Devoto S.A. for \$2,786 and Carulla Palmas for \$17.

The method used in the impairment test for investment properties was the income approach due to its adequate approximation to the fair value of these properties.

As a result of this test, there was an impairment of value of the improvements in Centro Comercial Viva Suba for \$530 and reversal of impairment of value in the Viva Sincelejo for \$1,546 and Viva Palmas property for \$860. The impairment was properly accounted for and charged to the results of the period.

The recoverable amount of the Argentina group of cash generating units was determined as the fair value less costs of disposal of its retail estate portfolio. This was estimated based on the appraisals performed by an independent appraiser on all the properties owned by the subsidiary in Argentina, minus the total liabilities, plus cash of Libertad S.A. as of December 31, 2022, excluding non-monetary and intercompany items. The cost of disposal is an estimated brokerage commission on the sale of real estate equivalent to 3% of the total amount of the property values. The main variables used in the appraisals are the real estate index in Argentina and the exposure to foreign exchange (USD more specifically). A decrease of 11% in the fair value less costs to sell would trigger an impairment charge.

Assets are grouped into stores, which generate independent cash flows. The recoverable amount was the value in use of the stores.

Except for the above, there is no impairment in the carrying value of the cash generating units.

Note 35. Fair value measurement

Below is a comparison, by class, of the carrying amounts and fair values of investment property, property, plant and equipment and financial instruments, other than those with carrying amounts that are a reasonable approximation of fair values.

	December 31, 2023		December 31, 2022	
	Carrying amount	Fair value	Carrying amount	Fair value
Financial assets				
Investments in private equity funds	472	472	426	426
Forward contracts measured at fair value through income (Note 12)	-	-	27,300	27,300
Derivative swap contracts denominated as hedge instruments (Note 12)	2,378	2,378	14,480	14,480
Investment in bonds (Note 12)	578	578	6,939	6,939
Investment in bonds through other comprehensive income (Note 12)	13,288	13,288	18,367	18,367
Equity investments (Note 12)	10,676	10,676	10,676	10,676
Non-financial assets				
Investment property (Note 14)	1,653,345	4,174,798	1,841,228	3,968,389
Property, plant and equipment, and investment property held for sale (Note 41)	12,413	22,469	21,800	29,261
Financial liabilities				
Loans and borrowings (Note 20)	823,863	824,054	803,685	793,624
Put option (Note 20)	442,342	442,342	651,899	651,899
Forwards contracts denominated as hedge instruments (Note 25)	5,488	5,488	-	-
Forward contracts measured at fair value through income (Note 25)	11,299	11,299	5,404	5,404
Non-financial liabilities				
Customer loyalty liability (Note 26)	43,990	43,990	56,165	56,165

The following methods and assumptions were used to estimate the fair values:

	Hierarchy level	Valuation technique	Description of the valuation technique	Significant input data
Assets				
Loans at amortized cost	Level 2	Discounted cash flows method	Future cash flows are discounted at present value using the market rate for loans under similar conditions on the date of measurement in accordance with maturity days.	Commercial rate of banking institutions for consumption receivables without credit card for similar term horizons. Commercial rate for housing loans for similar term horizons.
Investments in private equity funds	Level 2	Unit value	The value of the fund unit is given by the preclosing value for the day, divided by the total number of fund units at the closing of operations for the day. The fund administrator appraises the assets daily.	N/A
Forward contracts measured at fair value through income	Level 2	Colombian Peso-US Dollar forward	The difference is measured between the forward agreed-upon rate and the forward rate on the date of valuation relevant to the remaining term of the derivative financial instrument and discounted at present value using a zero-coupon interest rate. The forward rate is based on the average price quoted for the two-way closing price ("bid" and "ask").	Peso/US Dollar exchange rate set out in the forward contract. Market representative exchange rate on the date of valuation. Forward points of the Peso-US Dollar forward market on the date of valuation. Number of days between valuation date and maturity date. Zero-coupon interest rate.
Swap contracts measured at fair value through income	Level 2	Operating cash flows forecast model	The method uses swap cash flows, forecasted using treasury security curves of the State that issues the currency in which each flow has been expressed, for further discount at present value, using swap market rates disclosed by the relevant authorities of each country. The difference between cash inflows and cash outflows represents the swap net value at the closing under analysis.	Reference Banking Index Curve (RBI) 3 months. Zero-coupon curve. Swap LIBOR curve. Treasury Bond curve. 12-month CPI
Derivative swap contracts denominated as hedge instruments	Level 2	Operating cash flows forecast model	The method uses swap cash flows, forecasted using treasury security curves of the State that issues the currency in which each flow has been expressed, for further discount at present value, using swap market rates disclosed by the relevant authorities of each country. The difference between cash inflows and cash outflows represents the swap net value at the closing under analysis.	Reference Banking Index Curve (RBI) 3 months. Zero-coupon curve. Swap LIBOR curve. Treasury Bond curve. 12-month CPI
Investment in bonds	Level 2	Discounted cash flows method	Future cash flows are discounted at present value using the market rate for investments under similar conditions on the date of measurement in accordance with maturity days.	CPI 12 months + Basis points negotiated
Investment property	Level 3	Comparison or market method	This technique involves establishing the fair value of goods from a survey of recent offers or transactions for goods that are similar and comparable to those being appraised.	N/A
Investment property	Level 3	Discounted cash flows method	This technique provides the opportunity to identify the increase in revenue over a previously defined period of the investment. Property value is equivalent to the discounted value of future benefits. Such benefits represent annual cash flows (both, positive and negative) over a	Discount rate (12-17%) Vacancy rate (0% - 58,94%) Terminal capitalization rate (8,25% - 9,50%)

	Hierarchy level	Valuation technique	Description of the valuation technique	Significant input data
Assets				
			period, plus the net gain arising from the hypothetical sale of the property at the end of the investment period.	
Investment property	Level 3	Realizable-value method	This technique is used whenever the property is suitable for urban movement, applied from an estimation of total sales of a project under construction, pursuant to urban legal regulations in force and in accordance with the final saleable asset market.	Realizable value
Investment property	Level 3	Replacement cost method	The valuation method consists in calculating the value of a brand-new property, built at the date of the report, having the same quality and comforts as that under evaluation. Such value is called replacement value; then an analysis is made of property impairment arising from the passing of time and the careful or careless maintenance the property has received, which is called depreciation.	Physical value of building and land.
Non-current assets classified as held for trading	Level 2	Realizable-value method	This technique is used whenever the property is suitable for urban development, applied from an estimation of total sales of a project under construction, pursuant to urban legal regulations in force and in accordance with the final saleable asset market.	Realizable Value

	Hierarchy level	Valuation technique	Description of the valuation technique	Significant input data
Liabilities				
Financial liabilities measured at amortized cost	Level 2	Discounted cash flows method	Future cash flows are discounted at present value using the market rate for loans under similar conditions on the date of measurement in accordance with maturity days.	Reference Banking Index (RBI) + Negotiated basis points. LIBOR rate + Negotiated basis points.
Swap contracts measured at fair value through income	Level 2	Operating cash flows forecast model	The method uses swap cash flows, forecasted using treasury security curves of the State that issues the currency in which each flow has been expressed, for further discount at present value, using swap market rates disclosed by the relevant authorities of each country. The difference between cash inflows and cash outflows represents the swap net value at the closing under analysis.	Reference Banking Index Curve (RBI) 3 months. Zero-coupon curve. Swap LIBOR curve. Treasury Bond curve. 12-month CPI
Derivative instruments measured at fair value through income	Level 2	Colombian Peso-US Dollar forward	The difference is measured between the forward agreed upon rate and the forward rate on the date of valuation relevant to the remaining term of the derivative financial instrument and discounted at present value using a zero-coupon interest rate. The forward rate is based on the average price quoted for the two-way closing price ("bid" and "ask").	Peso/US Dollar exchange rate set out in the forward contract. Market representative exchange rate on the date of valuation. Forward points of the Peso-US Dollar forward market on the date of valuation. Number of days between valuation date and maturity date. Zero-coupon interest rate.
Derivative swap contracts denominated as hedge instruments	Level 2	Discounted cash flows method	The fair value is calculated based on forecasted future cash flows provided by the operation upon market curves and discounting them at present value, using swap market rates.	Swap curves calculated by Forex Finance Market Representative Exchange Rate (TRM)
Customer loyalty liability (refer to footnote 26)	Level 3	Market value	The customer loyalty liability is updated in accordance with the point average market value for the last 12 months and the effect of the expected redemption rate, determined on each customer transaction.	Number of points redeemed, expired and issued. Point value. Expected redemption rate.
Bonds issued	Level 2	Discounted cash flows method	Future cash flows are discounted at present value using the market rate for bonds in similar conditions on the date of measurement in accordance with maturity days.	12-month CPI
Lease liabilities	Level 2	Discounted cash flows method	Future cash flows of lease contracts are discounted using the market rate for loans in similar conditions on contract start date in accordance with the non-cancellable minimum term.	Reference Banking Index (RBI) + basis points in accordance with risk profile.
Put option (refer to footnote 20)	Level 3	Given formula	Measured at fair value using a given formula under an agreement executed with non-controlling interests of Grupo Disco, using level 3 input data.	Net income of Supermercados Disco del Uruguay S.A. at December 31, 2023 and 2022. US Dollar-Uruguayan peso exchange rate on the date of valuation US Dollar-Colombian peso exchange rate on the date of valuation Total shares Supermercados Disco del Uruguay S.A.

Hierarchy level	Valuation technique	Description of the valuation technique	Significant input data
-----------------	---------------------	--	------------------------

Material non-observable input data and a valuation sensitivity analysis on the valuation of the "put option contract" refer to:

	Material non-observable input data	Range (weighted average)	Sensitivity of the input data on the estimation of the fair value
Put option	Net income of Supermercados Disco del Uruguay S.A. at December 31, 2023.	\$181,916	The Put option value is defined as the greater of (i) the fixed price of the contract in US dollars updated at 5% per year, (ii) a multiple of EBITDA minus the net debt of Grupo Disco Uruguay S.A., or (iii) a multiple of the net income of Grupo Disco Uruguay S.A. On December 31 2023, the value of the put option is recognized based on Times Average Net Result. Grupo Disco Uruguay S.A.'s Ebitda should increase by approx. 25.39% to arrive at a value greater than the recognized value. The Fixed contract price should increase by approx. 41.03% to reach a value greater than the recognized value. An exchange rate appreciation of 15% would increase the value of the put option by \$66,351.
	Ebitda of Supermercados Disco del Uruguay S.A., consolidated Over 12 months	\$241,414	
	Net financial debt of Supermercados Disco del Uruguay S.A., consolidated over 6 months	(\$146,656)	
	Fixed contract price	\$442,342	
	US Dollar-Uruguayan peso exchange rate on the date of valuation	\$39.04	
	US Dollar-Colombian peso exchange rate on the date of valuation	\$3,822.05	
	Total shares Supermercados Disco del Uruguay S.A.	344,166,018	

Changes in hierarchies may occur if new information is available, certain information used for valuation is no longer available, there are changes resulting in the improvement of valuation techniques or changes in market conditions.

There were no transfers between level 1 and level 2 hierarchies during the period ended December 31, 2023.

Note 36. Contingencies

Contingent assets

Éxito Grupo has not material contingent assets to disclose at December 31, 2023 and at December 31, 2022.

Contingent liabilities

Contingent liabilities at December 31, 2023 and at December 31, 2022 are:

(a) The following proceedings are underway, seeking that Exito Group be exempted from paying the amounts claimed by the complainant entity:

- Administrative discussion with DIAN (Colombia National Directorate of Customs) amounting \$40,780 (December 31, 2022 - \$35,705) relating to 2015 income tax return of Almacenes Éxito S.A.
- Resolutions issued by the District Tax Direction of Bogotá, relating to industry and trade tax for the bimesters 4, 5 and 6 of 2011 for alleged inaccuracy in payments, in the amount of \$11,830 (December 31, 2022 - \$11,830).
- Nullity of resolution-fine dated September 2020 ordering reimbursement of the balance receivable assessed in the income tax for taxable 2015 in amount of \$2,211 (December 31, 2022 - \$2,211).
- Administrative discussion with the Cali Municipality regarding the notice of special requirement 4275 of April 8, 2021 whereby the Almacenes Éxito S.A. is invited to correct the codes and rates reported in the Industry and Trade Tax for 2018 in amount of \$2,130 (December 31, 2022 - \$2,535).
- Labor liability process for \$80 in the subsidiary Exito Industrias S.A.S.

(b) Guarantees:

- Since June 1, 2017, Almacenes Éxito S.A. granted a collateral on behalf its subsidiary Almacenes Éxito Inversiones S.A.S. to cover a potential default of its obligations. On August 11, 2023 the amount was updated to \$3,967.
- Subsidiary Éxito Viajes y Turismo S.A.S. granted a collateral in favor of Aerovías de Integración Regional Aires S.A in the amount of \$284 (December 31, 2022 - \$264) to ensure compliance with the payments associated with the contract for the sale of airline tickets.
- Subsidiary Éxito Viajes y Turismo S.A.S. is defendant in a consumer protection action under Section 4 of Decree 557 of the Ministry of Commerce, Industry and Tourism, with scope from the state of sanitary emergency declared on March 12, 2020 in the amount of \$1,228 (December 31, 2022 - \$1,113) covering 260 proceedings.
- Subsidiary Transacciones Energéticas S.A.S. E.S.P. granted guarantees in favor of XM Compañía de Expertos en Mercados S.A. E.S.P. in amount of \$320, ENEL Colombia S.A. E.S.P. in amount of \$869, AIR-E S.A. E.S.P. in amount of \$111 y Caribemar de la Costa S.A.S. E.S.P. in amount of \$93 and y EMCALI S.A. E.S.P. in amount of \$87 to cover the payment of charges for use of the energy transmission system.
- In 2023, Almacenes Éxito S.A. granted its subsidiary Transacciones Energéticas S.A.S. E.S.P. a financial guarantee for \$3,000 to cover possible defaults of its obligations for the charges for the use of local distribution and regional transmission systems before the market and before the agents where the service is rendered.
- As required by some insurance companies and as a requirement for the issuance of compliance bonds, during 2023 some subsidiaries and Almacenes Éxito S.A., as joint and several debtors of some of its subsidiaries, have granted certain guarantees to these third parties. Below a detail of guarantees granted:

<u>Type of guarantee</u>	<u>Description and detail of the guarantee</u>	<u>Insurance company</u>
Unlimited promissory note	Compliance bond Éxito acts as joint and several debtors of Patrimonio Autónomo Viva Barranquilla	Seguros Generales Suramericana S.A.
Unlimited promissory note	Compliance bond granted by Exito Industrias S.A.S.	Seguros Generales Suramericana S.A.
Unlimited promissory note	Compliance bond granted by Éxito Viajes y Turismo S.A.	Berkley International Seguros Colombia S.A.
Unlimited promissory note	Compliance bond granted by Éxito Viajes y Turismo S.A.	Seguros Generales Suramericana S.A.
Unlimited promissory note	Supply of energy to the regulated market	Profesionales en Energía S.A. E.S.P. PEESA

These contingent liabilities, whose nature is that of potential liabilities, are not recognized in the statement of financial position; instead, they are disclosed in the notes to the financial statements.

Note 37. Dividends declared and paid.

Almacenes Éxito S.A.'s General Meeting of Shareholders held on March 23, 2023, declared a dividend of \$217,392, equivalent to an annual dividend of \$167.50 Colombian pesos per share. During the year ended at December 31, 2023 the amount paid was \$217,293.

Dividends declared and paid to the owners of non-controlling interests in subsidiaries during the year ended December 31, 2023 are as follows:

	Dividends declared	Dividends paid
Patrimonio Autónomo Viva Malls	104,623	81,621
Grupo Disco Uruguay S.A.	27,544	31,108
Patrimonio Autónomo Viva Villavicencio	10,131	9,334
Patrimonio Autónomo Centro Comercial	4,906	4,827
Patrimonio Autónomo Centro Comercial Viva Barranquilla	2,830	2,684
Patrimonio Autónomo Viva Laureles	2,687	2,611
Éxito Viajes y Turismo S.A.S.	2,517	2,517
Patrimonio Autónomo San Pedro Etapa I	1,796	1,837
Patrimonio Autónomo Viva Sincelejo	1,476	2,081
Patrimonio Autónomo Viva Palmas	768	1,115
Total	159,278	139,735

Almacenes Éxito S.A.'s General Meeting of Shareholders held on March 24, 2022, declared a dividend of \$237,678, equivalent to an annual dividend of \$531 Colombian pesos per share. During the year ended at December 31, 2023 the amount paid was \$237,580.

Dividends declared and paid to the owners of non-controlling interests in subsidiaries during the year ended December 31, 2022 are as follows:

	Dividends declared	Dividends paid
Grupo Disco del Uruguay S.A.	98,278	87,528
Patrimonio Autónomo Viva Malls	34,988	48,799
Patrimonio Autónomo Viva Villavicencio	8,706	8,491
Patrimonio Autónomo Centro Comercial	4,506	4,371
Éxito Viajes y Turismo S.A.S.	3,565	3,565
Patrimonio Autónomo Viva Laureles	2,138	2,102
Patrimonio Autónomo Centro Comercial Viva Barranquilla	1,860	1,772
Patrimonio Autónomo San Pedro Etapa I	1,403	1,329
Patrimonio Autónomo Viva Sincelejo	1,364	1,485
Total	156,808	159,442

Note 38. Seasonality of transactions

Éxito Group's operation cycles indicate certain seasonality in operating and financial results once there is a concentration during the last quarter of the year, mainly because of Christmas and "Special Price Days", which is the second most important promotional event of the year.

Note 39. Financial risk management policy

At December 31, 2023 and 2022 Éxito Group's financial instruments were comprised of:

	Year ended December 31,	
	2023	2022
Financial assets		
Cash and cash equivalents (Note 7)	1,508,205	1,733,673
Trade receivables and other receivables (Note 8)	717,269	829,876
Accounts receivables from related parties (Note 10) (1)	52,145	47,122
Financial assets (Note 12)	27,466	78,384
Total financial assets	2,305,085	2,689,055
Financial liabilities		
Accounts payable to related parties (Note 10) (1)	55,617	79,189
Trade payables and other accounts payable (Note 23)	5,286,126	5,721,775
Loans and borrowings (Note 20)	1,266,205	1,455,584
Lease liabilities (Note 15)	1,567,959	1,655,955
Derivative instruments and collections on behalf of third parties (Note 25)	139,810	136,223
Total financial liabilities	8,315,717	9,048,726
Net (liability) exposure	(6,010,632)	(6,359,671)

- (1) Transactions with related parties refer to transactions between Éxito Group and its associates, joint ventures and other related parties, and are carried in accordance with market general prices, terms and conditions.

Capital risk management

Éxito Group manages its equity structure and makes the required adjustments as a function of changes in economic conditions and requirements under financial clauses. To maintain and adjust its capital structure, Éxito Group may also modify the payment of dividends to shareholders, reimburse capital contributions or issue new shares.

Financial risk management

Besides derivative instruments, the most significant of Éxito Group's financial liabilities include debt, lease liabilities and interest-bearing loans, trade accounts payable and other accounts payable. The main purpose of such liabilities is financing Éxito Group's operations and maintaining proper levels of working capital and net financial debt.

The most significant of Éxito Group's financial assets include loans, trade debtors and other accounts receivable, cash and short-term placements directly resulting from day-to-day transactions. The Éxito Group also has other investments classified as financial assets measured at fair value, which, according to the business model, have effects in income for the period or in other comprehensive income. Further, other rights may arise from transactions with derivative instruments and will be carried as financial assets.

The Éxito Group is exposed to market, credit and liquidity risks. Éxito Group management monitor the manner in which such risks are managed, through the relevant bodies of the organization designed for such purpose. The scope of the Board of Directors' activities includes a financial committee that oversees such financial risks and the financial risk management corporate framework that is most appropriate. The financial committee supports Éxito Group management in that financial risk assumption activities fall within the approved corporate policies and procedures framework, and that such financial risks are identified, measured and managed pursuant to such corporate policies.

Financial risk management activities related to all transactions with derivative instruments are carried out by teams of specialists with the required skills and experience, who are supervised by the organizational structure. Pursuant to Éxito Group's corporate policies, no transactions with derivative instruments may be carried out solely for speculation. Even if hedge accounting models not always are applied, derivatives are negotiated based on an underlying element that in fact requires such hedging in accordance with internal analyses.

The Board of Directors reviews and agrees on the policies applicable to manage each of these risks, which are summarized below:

a. Credit risk

A credit risk is the risk that a counterparty fails to comply with their obligations on a financial instrument or trade agreement, resulting in a financial loss. Éxito Group is exposed to credit risk arising from their operating activities (particularly from trade debtors) and from their financial activities, including deposits in banks and financial institutions and other financial instruments. The carrying amount of financial assets represents the maximum exposure to credit risks.

Cash and cash equivalents

The credit risk arising from balances with banks and financial entities is managed pursuant to corporate policies defined for such purpose. Surplus funds are only invested with counterparties approved by the Board of Directors and within previously established jurisdictions. On an ongoing basis, management reviews the general financial conditions of counterparties, assessing the most significant financial ratios and market ratings.

Trade receivables and other receivables

The credit risk associated with trade receivables is low given that most of Éxito Group's sales are cash sales (cash and credit cards) and financing activities are conducted under trade agreements that reduce Éxito Group's exposure to risk. In addition, there are administrative collections departments that permanently monitor ratios, figures, payment behaviors and risk models by each third party. There are no trade receivables that individually are equivalent to or exceed 5% of accounts receivable or sales, respectively.

Collaterals

Éxito Group does not grant guarantees, collaterals or letters of credit, or issues filled-in or blank securities, or other liens or contingent rights in favor of third parties. Exceptionally, Éxito Group may impose liens, depending on the relevancy of the business, the amount of the contingent liability and the benefit. In addition, there are certain promissory notes used in the regular course of the operation with banks and treasury. As of December 31, 2023, Almacenes Éxito S.A. was a guarantor in favor of its subsidiary Almacenes Éxito Inversiones S.A.S. and Transacciones Energéticas S.A.S. E.S.P. in the amount of \$6,967 to cover potential default of its obligations, acts as joint and several debtor of subsidiary Patrimonio Autónomo Centro Comercial Viva Barranquilla at the request of some insurance companies and as a requirement for the issuance of compliance bonds. Éxito Viajes y Turismo S.A.S. granted a collateral in favor of Aerovías del Continente Americano S.A. in the amount of \$284. Subsidiaries Éxito Industrias S.A.S. and Éxito Viajes y Turismo S.A.S. granted some guarantees to insurance companies and as a requirement for the issuance of compliance bonds. The subsidiary Transacciones Energéticas S.A.S. E.S.P. granted guarantees to third parties in the amount of \$1,481 to cover for the use of the energy transmission system.

b. Market risk

Market risk is the risk that changes in market prices, namely changes in exchange rates, interest rates or stock prices, have a negative effect on Éxito Group's revenue or on the value of the financial instruments it holds. The purpose of market risk management is to manage and control exposure to this risk within reasonable parameters while optimizing profitability.

Interest rate risk

Interest rate risk is the risk that the fair value of financial assets and liabilities, or the future cash flows of financial instruments, fluctuate due to changes in market interest rates. Éxito Group's exposure to interest rate risk is mainly related to debt obligations incurred at variable interest rates or indexed to an index beyond the control of Éxito Group.

Most of Éxito Group's financial liabilities are indexed to market variable rates. To manage the risk, Éxito Group performs financial exchange transactions via derivative financial instruments (interest rate swaps) with previously approved financial institutions, under which they agree on exchanging, at specific intervals, the difference between the amounts of fixed interest rates and variable interest rates estimated over an agreed upon nominal principal amount, which turns variable rates into fixed rates and cash flows may then be determined.

Currency risk

Currency risk is the risk that the fair value or future cash flows of financial instruments fluctuate due to changes in exchange rates. Éxito Group's exposure to exchange rate risk is attached to passive transactions in foreign currency associated with long-term debt liabilities and with Éxito Group's operating activities (whenever revenue and expenses are denominated in a currency other than the functional currency), as well as with Éxito Group's net investments abroad.

Éxito Group manages its exchange rate risk via derivative financial instruments (namely forwards and swaps) whenever such instruments are efficient to mitigate volatility.

When exposed to unprotected currency risk, Éxito Group's policy is to contract derivative instruments that correlate with the terms of the underlying elements that are unprotected. Not all financial derivatives are classified as hedging transactions; however, Éxito Group's policy is not to carry out transactions for speculation.

At December 31, 2023 and 2022, Éxito Group had hedged almost 100% of their purchases and liabilities in foreign currency.

c. Liquidity risk

Liquidity risk is the risk that Éxito Group faces difficulties to fulfil its obligations associated with financial liabilities, which are settled by delivery of cash or other financial assets. Éxito Group's approach to manage liquidity is to ensure, in as much as possible, that it will always have the necessary liquidity to meet its obligations without incurring unacceptable losses or reputational risk.

Éxito Group manages liquidity risks by daily monitoring its cash flows and maturities of financial assets and liabilities, and by maintaining proper relations with the relevant financial institutions.

Éxito Group maintains a balance between business continuity and the use of financing sources through short-term and long-term bank loans according to requirements, unused credit lines available from financial institutions, among other mechanisms. At December 31, 2023 approximately 71% of Éxito Group's debt will mature in less than one year (December 31, 2022 - 33%) considering the carrying amount of borrowings included in the accompanying financial statements.

The Éxito Group's liquidity risk is considered to be low as there is no significant restriction for the payment of financial liabilities settling within twelve months from the reporting date, December 31 2023. The Éxito Group has access to unused lines of credit.

The following table shows a profile of maturities of Éxito Group's financial liabilities based on non-discounted contractual payments arising from the relevant agreements.

At December 31, 2023	Less than 1 year	From 1 to 5 years	More than 5 years	Total
Lease liabilities	378,806	938,113	766,452	2,083,371
Other relevant contractual liabilities	619,150	303,912	29,137	952,199
Total	997,956	1,242,025	795,589	3,035,570
At December 31, 2022	Less than 1 year	From 1 to 5 years	More than 5 years	Total
Lease liabilities	337,809	991,809	782,572	2,112,190
Other relevant contractual liabilities	278,196	666,882	50,960	996,038
Total	616,005	1,658,691	833,532	3,108,228

Sensitivity analysis for 2023 balances

Éxito Group assessed the potential changes in interest rates of financial liabilities and other significant contract liabilities.

Assuming complete normality and considering 10% variation in interest rates, three scenarios have been assessed:

- Scenario I: Latest interest rates known at the end of 2023.
- Scenario II: An increase of 1.198% was assumed for the Banking Reference Rate. This increase was on the latest published interest rate.
- Scenario III: A decrease of 1.198% was assumed for the Banking Reference Rate. This reduction was on the latest published interest rate.

The sensitivity analysis did not result in significant variance among the three scenarios. Potential changes are as follows:

Operations	Risk	Balance at December 31, 2023	Market forecast		
			Scenario I	Scenario II	Scenario III
Borrowings	Changes in interest rates	823,863	803,968	810,341	796,477

d. Derivative financial instruments

Éxito Group uses derivative financial instruments to hedge risk exposure, with the main purpose of hedging exposure to interest rate risk and exchange rate risk, fixing the interest and exchange rates of the financial debt.

At December 31, 2023, the reference value of these contracts amounted to COP \$120,916 million (interest rate swaps), USD 34.6 million y EUR 4.11 million (December 31, 2022 - COP \$355.458 million, USD 125.5 million and EUR 14.11 million). Such transactions are generally contracted under identical conditions regarding amounts, terms and transaction costs and, preferably, with the same financial institutions, always in compliance with Éxito Group's limits and policies.

Éxito Group has designed and implemented internal controls to ensure that these transactions are carried out in compliance with its policies.

e. Fair value of derivative financial instruments

The fair value of derivative financial instruments is estimated under the operating cash flow forecast model, using government treasury security curves in each country and discounting them at present value, using market rates for swaps as disclosed by the relevant authorities in such countries.

Swap market values were obtained by applying market exchange rates valid on the date of the financial information available, and the rates are forecasted by the market based on currency discount curves. A convention of 365 consecutive days was used to calculate the coupon of foreign currency indexed positions.

f. Insurance policies

At December 31, 2023, the parent company and its colombian subsidiaries have acquired the following insurance policies to mitigate the risks associated with the entire operation:

Insurance lines of coverage	Coverage limits	Coverage
All risk, damages and loss of profits	In accordance with replacement and reconstruction amounts, with a maximum limit of liability for each policy.	Losses or sudden and unforeseen damage and incidental damage sustained by covered property, directly arising from any event not expressly excluded. Covers buildings, furniture and fixtures, machinery and equipment, goods, electronic equipment, facility improvements, loss of profits and other property of the insured party.
Transport of goods and money	In accordance with the statement of transported values and a maximum limit per dispatch. Differential limits and sub-limits apply by coverage.	Property and goods owned by the insured that are in transit, including those on which it has an insurable interest.
Extracontractual civil liability	Differential limits and sublimits per coverage apply.	Covers damages caused to third parties during the operation.
Director's and officers' third party liability insurance	Differential limits and sub-limits apply by coverage.	Covers claims against directors and officers arising from error or omission while in office.
Deception and financial risks	Differential limits and sub-limits apply by coverage.	Loss of money or securities in premises or in transit. Willful misconduct of employees that result in financial loss.

Insurance lines of coverage	Coverage limits	Coverage
Group life insurance and personal accident insurance	The insured amount relates to the number of wages defined by the Company.	Death and total and permanent disability arising from natural or accidental events.
Vehicles	There is a defined ceiling per each coverage	Third party liability. Total and partial loss - Damages. Total and partial loss - Theft Earthquake Other coverages as described in the policy.
Cyber risk	Differential limits and sub-limits apply by coverage.	Direct losses arising from malicious access to the network and indirect losses from third party liability whose personal data have been affected by an event covered by the policy.

Note 40. Operating segments

Exito Group's three reportable segments all meet the definition of operating segments, are as follows:

Colombia:

- Éxito: Revenues from retailing activities, with stores under the banner Éxito.
- Carulla: Revenues from retailing activities, with stores under the banner Carulla.
- Low cost and other: Revenues from retailing and other activities, with stores under the banners Surtimax, Súper Inter, Surti Mayorista and B2B format.

Argentina:

- Revenues and services from retailing activities in Argentina, with stores under the banners Libertad and Mini Libertad.

Uruguay:

- Revenues and services from retailing activities in Uruguay, with stores under the banners Disco, Devoto and Géant.

Exito Group discloses information by segment pursuant to IFRS 8 - Operating segments, which are defined as a component of an entity whose operating results are regularly reviewed by the chief operating decision maker (Board of Directors) for decision making purposes about resources to be allocated.

Retail sales by each of the segments are as follows:

Operating segment	Banner	Year ended December 31,	
		2023	2022 (a)
Colombia	Éxito	10,214,174	10,094,080
	Carulla	2,434,416	2,153,203
	Low cost and other	2,370,319	2,270,112
Argentina		1,014,898	1,683,717
Uruguay		4,193,328	3,553,925
Total consolidated		20,227,135	19,755,037
Eliminations		(824)	(961)
Total consolidated		20,226,311	19,754,076

- (a) As a consequence of the store conversions carried out during 2023, the sales of the brands of the Colombian operating segment for the year ended December 31, 2022, have been restated for comparative purposes using the same store allocation presented during the year ended December 31, 2023.

Below is additional information by operating segment:

	For the year ended December 31, 2023					
	Colombia	Argentina (1)	Uruguay (1)	Total	Eliminations (2)	Total
Retail sales	15,018,909	1,014,898	4,193,328	20,227,135	(824)	20,226,311
Service revenue	753,071	37,893	28,529	819,493	-	819,493
Other revenue	63,014	15	13,485	76,514	(231)	76,283
Gross profit	3,558,757	360,632	1,506,654	5,426,043	-	5,426,043
Operating profit	512,588	28,918	341,275	882,781	-	882,781
Depreciation and amortization	556,669	19,300	84,175	660,144	-	660,144
Net finance expenses	(386,112)	(15,835)	(12,343)	(414,290)	-	(414,290)
Income tax	31,134	(11,905)	(65,127)	(45,898)	-	(45,898)

	For the year ended December 31, 2022					
	Colombia	Argentina (1)	Uruguay (1)	Total	Eliminations (2)	Total
Retail sales	14,517,395	1,683,717	3,553,925	19,755,037	(961)	19,754,076
Service revenue	648,806	66,657	25,783	741,246	-	741,246
Other revenue	113,467	341	10,815	124,623	(272)	124,351
Gross profit	3,385,817	604,403	1,249,056	5,239,276	307	5,239,583
Operating profit	663,984	68,703	257,140	989,827	307	990,134
Depreciation and amortization	506,716	24,427	72,185	603,328	-	603,328
Net finance expenses	(263,785)	(97,014)	(19,368)	(380,167)	(307)	(380,474)
Income tax	(218,901)	(65,262)	(41,539)	(325,702)	-	(325,702)

(1) Non-operating companies (holding companies that hold interests in the operating companies) are allocated by segments to the geographic area to which the operating companies belong. Should the holding company hold interests in various operating companies, it is allocated to the most significant operating company.

(2) Relates to the balances of transactions carried out between segments, which are eliminated in the process of consolidation of financial statements.

Total assets and liabilities by segment are not reported internally for management purposes and consequently they are not disclosed.

Note 41. Assets held for sale

Assets held for sale

Exitó Group management started a plan to sell certain property seeking to structure projects that allow using such real estate property, increase the potential future selling price and generate resources to Exitó Group. Consequently, certain property, plant and equipment and certain investment property were classified as assets held for sale.

The balance of assets held for sale, included in the statement of financial position, is shown below:

	As at December 31,	
	2023	2022
Property, plant, and equipment (1)	9,768	17,875
Investment property (2)	2,645	3,925
Total	12,413	21,800

(1) Corresponds to the Local Paraná of the Argentinian subsidiary. As of December 31, 2023, the decrease corresponds to the conversion effect.

(2) It corresponds to the La Secreta land negotiated with the buyer during 2019. As of December 31, 2023, 57.93% of the payment for the property has been delivered and received. The rest of the asset will be delivered coincidentally with the asset payments that will be received with the following scheme: 1.19% in 2024 and 40.88% in 2025. The deed of contribution to the trust was signed on December 1, 2020 and was registered on December 30, 2020.

No accrued income or expenses have been recognized in profit or loss or other comprehensive income in relation to the use of these assets.

Note 42. Subsequent Events

January 22, 2024, 86.84% of the common shares of Almacenes Éxito S.A. were awarded to Cama Commercial Group Corp. (Grupo Calleja) as a result of the completion of the tender offer that this company had signed with Grupo Casino y Companhia Brasileira de Distribuição S.A. - CBD at October 13, 2023. With this award, Cama Commercial Group Corp is the immediate holding company.

Almacenes Éxito S.A.

Separate financial statements

As of December 31, 2023 and 2022 and for the years ended December 31, 2023 and 2022

Almacenes Éxito S.A.
Separate statements of financial position
At December 31, 2023 and at December 31, 2022
(Amounts expressed in millions of Colombian pesos)

	Notes	December 31,	
		2023	2022
Current assets			
Cash and cash equivalents	6	980,624	1,250,398
Trade receivables and other receivables	7	436,942	477,912
Prepayments	8	20,505	17,166
Related parties	9	82,266	59,416
Inventories, net	10	1,993,987	2,105,200
Financial assets	11	2,378	40,154
Tax assets	23	496,180	478,476
Assets held for sale	40	2,645	3,925
Total current assets		4,015,527	4,432,647
Non-current assets			
Trade receivables and other receivables	7	16,376	54,155
Prepayments	8	3,245	3,235
Receivables with related parties and other non-financial assets	9	52,770	35,273
Financial assets	11	11,148	12,728
Deferred tax assets	23	130,660	60,160
Property, plant and equipment, net	12	1,993,592	2,059,079
Investment property, net	13	65,328	83,420
Rights of use asset, net	14	1,556,851	1,587,943
Other intangible, net	15	190,346	191,204
Goodwill	16	1,453,077	1,453,077
Investments accounted for using the equity method	17	4,091,366	4,788,226
Other assets		398	398
Total non-current assets		9,565,157	10,328,898
Total assets		13,580,684	14,761,545
Current liabilities			
Loans and borrowings	19	578,706	251,118
Employee benefits	20	2,992	2,692
Provisions	21	16,406	19,870
Payable to related parties	9	209,607	225,234
Trade payables and other payable	22	4,144,324	4,319,342
Lease liabilities	14	290,080	261,824
Tax liabilities	23	100,449	92,846
Derivative instruments and collections on behalf of third parties	24	149,563	123,446
Other liabilities	25	200,604	159,191
Total current liabilities		5,692,731	5,455,563
Non-current liabilities			
Loans and borrowings	19	236,812	539,980
Employee benefits	20	18,202	14,646
Provisions	21	11,499	14,311
Trade payables and other payable	22	37,348	70,374
Lease liabilities	14	1,481,062	1,525,272
Other liabilities	25	2,353	2,411
Total non-current liabilities		1,787,276	2,166,994
Total liabilities		7,480,007	7,622,557
Shareholders' equity			
Issued share capital	26	4,482	4,482
Reserves	26	1,431,125	1,541,586
Other equity components		4,665,070	5,592,920
Total shareholders' equity		6,100,677	7,138,988
Total liabilities and shareholders' equity		13,580,684	14,761,545

The accompanying notes are an integral part of the separate financial statements.

Almacenes Éxito S.A.**Separate statements of profit or loss**

For the years ended December 31, 2023 and 2022

(Amounts expressed in millions of Colombian pesos)

		Year ended December 31,	
	Notes	2023	2022
Continuing operations			
Revenue from contracts with customers	27	15,455,008	14,955,727
Cost of sales	10	(12,235,705)	(11,868,061)
Gross profit		3,219,303	3,087,666
Distribution, administrative and selling expenses	28	(2,904,841)	(2,613,194)
Other operating revenue	30	29,844	40,225
Other operating expenses	30	(83,024)	(58,531)
Other (losses)	30	(6,105)	(1,052)
Operating profit		255,177	455,114
Financial income	31	197,722	166,060
Financial cost	31	(626,494)	(463,264)
Share of profit in subsidiaries, associates and joint ventures	32	247,331	134,236
Profit before income tax from continuing operations		73,736	292,146
Income tax gain (expense)	23	52,262	(193,074)
Profit for the year		125,998	99,072
Earnings per share (*)			
Basic and diluted earnings per share (*):			
Basic and diluted earnings per share from continuing operations	33	97.08	76.33

(*) Amounts expressed in Colombian pesos.

The accompanying notes are an integral part of the separate financial statements.

Almacenes Éxito S.A.**Separate statements of other comprehensive income**

For the years ended December 31, 2023 and 2022

(Amounts expressed in millions of Colombian pesos)

		Year ended December 31,	
	Notes	2023	2022
Profit for the year		125,998	99,072
Other comprehensive income			
Components of other comprehensive income that will not be reclassified to profit and loss, net of taxes			
(Loss) gain from new measurements of defined benefit plans	26	(2,864)	1,923
(Loss) from financial instruments designated at fair value	26	(134)	(2,501)
Total other comprehensive income that will not be reclassified to period results, net of taxes		(2,998)	(578)
Components of other comprehensive income that may be reclassified to profit and loss, net of taxes			
(Loss) gain from translation exchange differences (1)	26	(1,337,103)	266,865
Gain on hedge of a net investment in a foreign operation	26	-	2,473
Gain from cash flow hedge	26	2,957	4,495
Total other comprehensive income that may be reclassified to profit or loss, net of taxes		(1,334,146)	273,833
Total other comprehensive income		(1,337,144)	273,255
Total comprehensive income		(1,211,146)	372,327
Earnings per share:			
Basic and diluted earnings per share (*):			
Basic and diluted (loss) profit per share from continuing operations	33	(933.18)	286.88

(*) Amounts expressed in Colombian pesos.

(1) Represents exchange differences arising from the translation of assets, liabilities, equity and results of foreign operations into the reporting currency.

The accompanying notes are an integral part of the separate financial statements.

Almacenes Éxito S.A.

Separate statements of changes in equity

At December 31, 2023 and 2022

(Amounts expressed in millions of Colombian pesos)

	Issued share capital	Premium on the issue of shares	Treasury shares	Legal reserve	Occasional reserve	Reserves for acquisition of treasury shares	Reserve for future dividends distribution	Other reserves	Total reserves	Other comprehensive income	Retained earnings	Other equity components	Total shareholders' equity
	Note 26	Note 26	Note 26	Note 26	Note 26	Note 26	Note 26	Note 26	Note 26	Note 26	Note 26	Note 26	Note 26
Balance at December 31, 2021	4,482	4,843,466	(2,734)	7,857	791,647	22,000	155,412	329,529	1,306,445	(1,240,157)	888,645	954,867	6,755,014
Declared dividend (Note 37)	-	-	-	-	(12,330)	-	-	-	(12,330)	-	(225,348)	-	(237,678)
Net income	-	-	-	-	-	-	-	-	-	-	99,072	-	99,072
Other comprehensive income	-	-	-	-	-	-	-	-	-	450,086	-	-	450,086
Reacquisition of shares	-	-	(316,756)	-	-	-	-	-	-	-	-	-	(316,756)
Appropriation to reserves	-	-	-	-	(147,108)	396,442	-	-	249,334	-	(249,334)	-	-
Changes in interest in the ownership of subsidiaries that do not result in loss of control	-	-	-	-	-	-	-	-	-	-	-	(14,072)	(14,072)
Equity impact on the inflationary effect of subsidiary Libertad S.A.	-	-	-	-	-	-	-	-	-	-	-	581,478	581,478
Equity impact on the valuation put effect of subsidiary Grupo Disco del Uruguay S.A.	-	-	-	-	-	-	-	-	-	(176,831)	-	(1,620)	(178,451)
Other net decrease (increase) in shareholders' equity	-	-	-	-	(1,863)	-	-	-	(1,863)	-	2,529	(371)	295
Balance at December 31, 2022	4,482	4,843,466	(319,490)	7,857	630,346	418,442	155,412	329,529	1,541,586	(966,902)	515,564	1,520,282	7,138,988
Declared dividend (Note 37)	-	-	-	-	(217,392)	-	-	-	(217,392)	-	-	-	(217,392)
Net income	-	-	-	-	-	-	-	-	-	-	125,998	-	125,998
Other comprehensive income	-	-	-	-	-	-	-	-	-	(1,449,720)	-	-	(1,449,720)
Appropriation to reserves	-	-	-	-	99,072	-	-	-	99,072	-	(99,072)	-	-
Changes in interest in the ownership of subsidiaries that do not result in loss of control	-	-	-	-	-	-	-	-	-	-	-	(65,690)	(65,690)
Equity impact on the inflationary effect of subsidiary Libertad S.A.	-	-	-	-	-	-	-	-	-	-	-	411,539	411,539
Equity impact on the valuation put effect of subsidiary Grupo Disco del Uruguay S.A.	-	-	-	-	-	-	-	-	-	112,576	-	53,308	165,884
Other net (decrease) in shareholders' equity	-	-	-	-	(2,108)	-	-	9,967	7,859	-	(8,157)	(8,632)	(8,930)
Balance at December 31, 2023	4,482	4,843,466	(319,490)	7,857	509,918	418,442	155,412	339,496	1,431,125	(2,304,046)	534,333	1,910,807	6,100,677

The accompanying notes are an integral part of the separate financial statements.

Almacenes Éxito S.A.
Separate statements of cash flows
For the years ended December 31, 2023 and 2022
(Amounts expressed in millions of Colombian pesos)

	Notes	Year ended December 31,	
		2023	2022
Operating activities			
Profit for the year		125,998	99,072
Adjustments to reconcile profit for the year			
Current income tax	23	9,640	87,438
Deferred income tax	23	(61,902)	105,636
Interest, loans and lease expenses	31	345,280	213,312
Loss (gain) from changes in fair value of derivative financial instruments	31	33,737	(13,214)
Allowance for expected credit losses, net	7.1	2,140	(291)
Losses on inventory obsolescence and damages, net	10.1	7,978	1,107
Impairment of property, plant and equipment and investment properties		-	771
Employee benefit provisions	20	2,579	1,790
Provisions and reversals	21	33,942	23,367
Depreciation of property, plant and equipment, investment property and right of use asset	12; 13; 14	512,540	460,122
Amortization of intangible assets	15	25,155	22,498
Share of profit in associates and joint ventures accounted for using the equity method	32	(247,331)	(134,236)
Loss from the disposal of non-current assets		7,106	1,043
Loss from reclassification of non-current assets		-	230
Other adjustments from items other than cash		-	(80)
Interest income	31	(13,566)	(8,442)
Operating income before changes in working capital		783,296	860,123
Decrease (increase) in trade receivables and other accounts receivable		76,242	(34,187)
(Increase) decrease in prepayments		(3,349)	1,891
Decrease in receivables from related parties		1,914	6,696
Decrease (increase) in inventories		118,801	(424,732)
(Increase) in tax assets		(8,103)	(7,228)
Decrease in employee benefits		(2,896)	(2,694)
Payments of provisions	21	(40,218)	(16,458)
(Decrease) increase in trade payables and other accounts payable		(128,106)	30,645
(Decrease) increase in accounts payable to related parties		(15,628)	41,940
Increase in tax liabilities		7,603	16,608
Increase (decrease) in other liabilities		41,355	(6,680)
Income tax, net		4,639	(119,191)
Net cash flows provided by operating activities		835,550	346,733
Investing activities			
Advances to subsidiaries and joint ventures		(180,725)	(70,508)
Acquisition of property, plant and equipment	12.1	(268,658)	(273,269)
Acquisition of investment property		-	(600)
Acquisition of intangible assets	15	(25,636)	(22,588)
Acquisition of other assets		(1,820)	(7,002)
Proceeds of the sale of property, plant and equipment		767	4,052
Dividends received		154,142	256,817
Net cash flows used in investing activities		(321,930)	(113,098)
Financing activities			
Cash flows provided by changes in interests in subsidiaries that do not result in loss of control		27	562
Proceeds paid (received) from financial assets		(46)	6,095
Payments received from collections on behalf of third parties		14,734	52,059
Proceeds from loans and borrowings	19	1,125,000	764,374
Repayment of loans and borrowings	19	(1,099,526)	(863,900)
Payments of interest of loans and borrowings	19	(214,138)	(96,170)
Lease liabilities paid	14.2	(276,413)	(261,019)
Interest on lease liabilities paid	14.2	(129,305)	(102,872)
Dividends paid	37	(217,293)	(237,580)
Interest received	31	13,566	8,442
Payments on the reacquisition of shares		-	(316,756)
Net cash flows used in financing activities		(783,394)	(1,046,765)
Net decrease in cash and cash equivalents		(269,774)	(813,130)
Cash and cash equivalents at the beginning of year	6	1,250,398	2,063,528
Cash and cash equivalents at the end of year	6	980,624	1,250,398

The accompanying notes are an integral part of the separate financial statements.

Note 1. General information

Almacenes Éxito S.A., (hereinafter the Company) was incorporated pursuant to Colombian laws on March 24, 1950; its headquarter is located Carrera 48 No. 32B Sur - 139, Envigado, Colombia. The life span of the Company goes to December 31, 2150.

The Company is listed on the Colombia Stock Exchange (BVC) since 1994 and is under the supervision of the Financial Superintendence of Colombia. On April, 2023, the Company obtained registration as a foreign issuer with the Brazilian Securities and Exchange Commission (CVM). On August, 2023, the Company obtained registration as a foreign issuer with the U.S the Securities and Exchange Commission (SEC).

Separate financial statements as of December 31, 2023 was authorized for issue in accordance with resolution of directors of Almacenes Éxito S.A. on February 27, 2024.

The Company's corporate purpose is to:

- Acquire, store, transform and, in general, distribute and sell under any trading figure, including funding thereof, all kinds of goods and products, produced either locally or abroad, on a wholesale or retail basis, physically or online.
- Provide ancillary services, namely grant credit facilities for the acquisition of goods, grant insurance coverage, carry out money transfers and remittances, provide mobile phone services, trade tourist package trips and tickets, repair and maintain furnishings, complete paperwork and energy trade.
- Give or receive in lease trade premises, receive or give, in lease or under occupancy, spaces or points of sale or commerce within its trade establishments intended for the exploitation of businesses of distribution of goods or products, and the provision of ancillary services.
- Incorporate, fund or promote with other individuals or legal entities, enterprises or businesses intended for the manufacturing of objects, goods, articles or the provision of services related with the exploitation of trade establishments.
- Acquire property, build commercial premises intended for establishing stores, malls or other locations suitable for the distribution of goods, without prejudice to the possibility of disposing of entire floors or commercial premises, give them in lease or use them in any convenient manner with a rational exploitation of land approach, as well as invest in property, promote and develop all kinds of real estate projects.
- Invest resources to acquire shares, bonds, trade papers and other securities of free movement in the market to take advantage of tax incentives established by law, as well as make temporary investments in highly liquid securities with a purpose of short-term productive exploitation; enter into firm factoring agreements using its own resources; encumber its chattel or property and enter into financial transactions that enable it to acquire funds or other assets.
- In the capacity as wholesaler and retailer, distribute oil-based liquid fuels through service stations, alcohols, biofuels, natural gas for vehicles and any other fuels used in the automotive, industrial, fluvial, maritime and air transport sectors, of all kinds.

At December 31, 2022, the immediate holding company, or controlling entity of Almacenes Éxito S.A. was Companhia Brasileira de Distribuição (hereinafter CBD), which owned 91.52% of its ordinary shares. CBD was controlled by Casino Guichard-Perrachon S.A. which is ultimately controlled by Mr. Jean-Charles Henri Naouri.

On August 8, 2023, the Colombian Superintendency of Finance (Superintendencia Financiera de Colombia - SFC) approved the transfer of the Company common shares that will be the subject of the Spin-Off from CBD. With the Spin-Off, CBD distributed 1.080.556.276 from the Company common shares (83.26% of outstanding common shares) in the form of Brazilian Depositary Receipts Level II ("Éxito BDRs level II"), and American Depositary Shares Level II ("Éxito ADRs level II"). Following the Spin-Off, CBD retained 13.26% of the outstanding common shares of the Company. At December 31, 2023, the immediate holding company, or controlling entity of the Company is Casino Guichard-Perrachon S.A., which owns 47.29% of its ordinary shares. Casino, Guichard-Perrachon S.A., is ultimately controlled by Mr. Jean-Charles Henri Naouri.

The Company is registered in the Camara de Comercio Aburrá Sur.

Note 2. Basis of preparation and other significant accounting policies

The separate financial statements as of December 31, 2023 and 2022 have been prepared in accordance with International Financial Reporting Standards (IFRS) issued by the International Accounting Standards Board (IASB) and established in Colombia by Law 1314 of 2009, regulated by Decree 2420 of 2015 "Sole Regulatory Decree of Accounting and Financial Information and Information Assurance Standards" and the other amending decrees.

The separate financial statements have been prepared on a historical cost basis, except for derivative financial instruments and financial instruments measured at fair value.

The Company has prepared the financial statements on the basis that it will continue to operate as a going concern.

Note 2.1. Voluntary correction

During the preparation of the financial statements for 2022, the Company identified an immaterial error in non-controlling interest of the subsidiary Grupo Disco Uruguay S.A, part of which is subject to put option. Although the error was not material, the Company has voluntarily elected to correct period 2022. This correction resulted in a decrease in other equity components, in the equity impact on the valuation put effect, of \$87,093 and in the Investments of \$87,093. As a result of this correction, the separate statements of financial position and the separate statements of changes in equity had been adjusted in the final figures of these accounts and in this date.

The immaterial correction did not impact, liabilities, profit for the year, comprehensive income or cash flows for the year ended December 31, 2022.

Note 3. Accounting policies

The accompanying interim separate financial statements at December 31, 2023 have been prepared using the same accounting policies, measurements and bases used to present the separate financial statements for the year ended December 31, 2022, except for new and modified standards and interpretations applied starting January 1, 2023.

The adoption of the new standards in force as of January 1, 2023 mentioned in Note 4.1., did not result in significant changes in these accounting policies as compared to those applied in preparing the consolidated financial statements at December 31, 2022 and no significant effect resulted from adoption thereof.

The significant accounting policies applied in the preparation of the separate financial statements are the following:

Accounting estimates, judgments and assumptions

The preparation of the separate financial statements requires Management to make judgments, estimates and assumptions that impact the reported amounts of revenue, expenses, assets and liabilities, and the disclosure of contingent liabilities at the end of the year; however, uncertainty about these assumptions and estimates could result in outcomes that would require material adjustments to the carrying amount of the asset or liability impacted in future periods.

Estimates and relevant assumptions are reviewed regularly, and their results are recorded in the period in which the estimate is reviewed and in future periods affected.

In the process of applying the Company's accounting policies, Management has made the following estimates, which have the most significant impact on the amounts recognized in the separate financial statements:

- The assumptions used to estimate the fair value of financial instruments (Note 35),
- The estimation of expected credit losses on trade receivables (Note 11),
- The estimation of useful lives of property, plant and equipment, and intangible assets (Notes 12 and 15),
- Assumptions used to assess the recoverable amount of non-financial assets and define the indicators of impairment of non-financial assets (Note 34),
- Assumptions used to assess and determine inventory losses and obsolescence (Note 10),
- The estimation of the discount rate used to measure lease liabilities (Note 14),
- Actuarial assumptions used to estimate retirement benefits and long-term employee benefit liabilities, such as inflation rate, death rate, discount rate, and the possibility of future salary increases. (Note 20),
- The estimation of the probability and amount of loss to recognize provisions related with lawsuits and restructurings (Notes 21 and 36) and,
- The estimation of future taxable profits to recognize deferred tax assets (Note 23).

Such estimations are based on the best information available regarding the facts analyzed at the date of preparation of the separate financial statements, which may give rise to future changes by virtue of potential situations that may occur and would result in prospective recognition thereof; this situation would be treated as a change in accounting estimate in future financial statements.

Classification between current or non-current

The Company presents assets and liabilities in the statement of financial position based on current and non-current classification. An asset is current when it is realized or will become available in a term not to exceed one year from the reporting date. All other assets are classified as non-current. A liability is current when it is expected to be settled within twelve months from the end of the reporting periods. All other liabilities are classified as non-current. Deferred tax assets and liabilities are classified as "non-current" and presented net when appropriate in accordance with the provisions of IAS 12 - Income Tax.

Presentation and functional currency

The Company's separate financial statements are presented in millions of Colombian pesos, except otherwise stated, which is also the company functional currency.

Hyperinflation

The Company is stated in a non-hyperinflation economy. Separate financial statements don't include inflation adjustments.

Foreign currency transactions

Transactions in foreign currency are defined as those denominated in a currency other than the functional currency. Exchange differences arising from the settlement of such transactions, between the historical exchange rate when recognized and the exchange rate in force on the date of collection or payment, are recorded as exchange gains or losses and presented as part of the net financial results in the statement of profit or loss.

Monetary balances at reporting date expressed in a currency other than the functional currency are updated based on the exchange rate at the end of the reporting period, and the resulting exchange differences are recognized as part of the net financial results in the statement of profit or loss. For this purpose, monetary balances are translated into the functional currency using the market spot rate (*).

Non-monetary items are not translated at period closing exchange rate but are measured at historical cost (at the exchange rates on the date of each transaction), except for non-monetary items measured at fair value such as forward and swap financial instruments, which are translated using the exchange rates on the date of measurement of the fair.

(*) Market Representative Exchange Rate means the average of all market rates negotiated during the closing day (closing exchange rate), equivalent to the international "spot rate", as also defined by IAS 21 - Effects of Changes in Foreign Exchange Rates, as the spot exchange rate in force at the closing of the reporting period.

Offsetting of financial instruments

Financial assets and financial liabilities are offset, and the net amount is reported in the separate statement of financial position if there is a currently enforceable legal right to offset the recognized amounts and there is an intention to settle on a net basis, to realize the assets and settle the liabilities simultaneously.

Fair value measurement

The fair value is the price to be received upon the sale of an asset or paid out upon transferring a liability under an orderly transaction carried out by market participants on the date of measurement.

The fair value of an asset or a liability is measured using the assumptions that market participants would use when pricing the asset or liability, assuming that market participants act in their economic best interest.

A fair value measurement of a non-financial asset takes into account a market participant's ability to generate economic benefits by using the asset in its highest and best use or by selling it to another market participant that would use the asset in its highest and best use.

The Company uses valuation techniques that are appropriate in the circumstances and for which sufficient data are available to measure fair value, maximizing the use of relevant observable inputs and minimizing the use of unobservable inputs.

All assets and liabilities for which fair value is measured or disclosed in the financial statements are categorized within the fair value hierarchy, described as follows, based on the lowest level input that is significant to the fair value measurement as a whole:

- Level 1 - Quoted (unadjusted) market prices in active markets for identical assets or liabilities,
- Level 2 - Valuation techniques for which the lowest level input that is significant to the fair value measurement is directly or indirectly observable,
- Level 3 - Valuation techniques for which the lowest level input that is significant to the fair value measurement is unobservable.

For assets and liabilities that are recognized in the financial statements at fair value on a recurring basis, the Company determines whether transfers have occurred between levels in the hierarchy by re-assessing categorization (based on the lowest level input that is significant to the fair value measurement as a whole) at the end of each reporting period.

Investments in associates and joint arrangements

Subsidiaries are entities under Company's control.

An associate is an entity over which is in a position of exercising significant influence, but not control or joint control, through the power of participating in decisions regarding operating and financial policies of the associate. In general, significant influence is presumed in those cases in which a stake of more than 20% is held.

A joint arrangement is an agreement by means of which two or more parties maintain joint control. Joint arrangements can be joint operations or joint ventures. There is joint control only when decisions on significant activities require the unanimous consent of the parties that share control. Acquisitions of such arrangements are recorded using the principles applicable to business combinations set out by IFRS 3.

A joint venture is a joint arrangement by which the parties having joint control over the arrangement are entitled to the net assets of the arrangement. Such parties are known as participants in a joint venture.

A joint operation is a joint arrangement by means of which the parties having joint control over the arrangement are entitled to the assets and liability-related obligations associated with the arrangement. Such parties are known as joint operators.

Investments in subsidiaries, associates or joint ventures are accounted for using the equity method.

Under the equity method, investment in subsidiaries, associates and joint ventures is recorded at cost upon initial recognition and subsequently the carrying amount of the investment is adjusted to recognize changes in the Company's share of net assets of the subsidiary, associate or joint venture since the acquisition date. Such changes are recognized in profit or loss or in other comprehensive income, as appropriate. The dividends received from an investee are deducted from the carrying value of the investment.

The financial statements of the associate or joint venture are prepared for the same reporting period as the Company. When necessary, adjustments are made to bring the accounting policies in line with those of the Company.

Unrealized gains or losses from transactions between the Company and subsidiaries, associates and joint ventures are eliminated in the proportion interest in such entities upon application of the equity method.

After application of the equity method, the Company determines whether it is necessary to recognize an impairment loss on its investment in its subsidiary, associate or joint venture. At each reporting date, the Company determines whether there is objective evidence that the investment in the subsidiary, associate or joint venture is impaired. If there is such evidence, the Company calculates the amount of impairment as the difference between the recoverable amount of the subsidiary, associate or joint venture and its carrying value, and then recognizes the loss within "Share of profit of an subsidiary, associate and joint ventures" in the statement of profit or loss.

Transactions involving a loss of significant influence over an subsidiary, associate or joint venture are booked recognizing any ownership interest retained at its fair value, and the gain or loss arising from the transaction is recognized in profit or loss including the relevant items of other comprehensive income.

Regarding transactions not involving a significant loss of control over subsidiaries or a significant loss of influence over associates and joint ventures, the equity method continues being applied and the portion of the gain or loss recognized in other comprehensive income relevant to the decrease in the ownership interest is reclassified to income.

Wherever the share of the losses of a subsidiary, associate or joint venture equals to or exceeds its interest therein, ceases to recognize its share of additional losses. A provision is recognized once the interest comes to zero, only in as much as have incurred legal or constructive liabilities.

Dividends are recognized when the right to receive payment for investments classified as financial instruments arise; dividends received from subsidiaries, associates and joint ventures, that were measure using the equity method, are recognized as a financial income against a decrease in the carrying amount of the investment in these subsidiaries, associates or joint ventures.

Goodwill

Goodwill is recognized as the excess of the fair value of the consideration transferred over the fair value of net assets acquired. After initial recognition, goodwill is carried at cost less any accumulated impairment losses. For purposes of impairment testing, from the date of the acquisition, goodwill is allocated to the cash-generating unit or group of cash-generating units that are expected to benefit from the business combination.

Impairment test is described on impairment of assets note.

Intangible assets

Intangible assets acquired separately are initially recognized at cost.

Internally generated trademarks are not recognized in the statement of financial position.

The cost of intangible assets includes acquisition cost, import duties, indirect not-recoverable taxes and costs directly incurred to bring the asset to the place and use conditions foreseen by the Company's management, after trade discounts and rebates, if any.

Intangible assets having indefinite useful lives are not amortized, but are subject to impairment testing, on an annual basis or whenever there is indication of impairment.

Intangible assets having a defined useful life are amortized using the straight-line method over their estimated useful lives. Estimated useful lives are:

Acquired software	Between 3 and 5 years
ERP-like acquired software	Between 5 and 8 years

Amortization expense and impairment losses are recognized in the statement of profit or loss.

An intangible asset is derecognized upon disposal or when no future economic benefit is expected from its use or disposal. The gain or loss from derecognition of an asset is calculated as the difference between the net proceeds of sale and the carrying amount of the asset and is included in profit or loss.

Useful lives and amortization methods are reviewed at each reporting date and changes, if any, are applied prospectively.

Property, plant and equipment

Property, plant and equipment are initially measured at cost; subsequently they are measured at cost less accumulated depreciation and less accumulated impairment losses.

The cost of property, plant and equipment items includes acquisition cost, import duties, non-recoverable indirect taxes, future dismantling costs, if any, borrowing costs directly attributable to the acquisition of a qualifying asset and the costs directly attributable to place the asset in the site and usage conditions foreseen by the Company's management, net of trade discounts and rebates.

Costs incurred for expansion, modernization and improvements that increase productivity, capacity or efficiency, or an increase in the useful lives thereof, are capitalized. Maintenance and repair costs from which no future benefit is foreseen are expensed.

Land and buildings are deemed to be individual assets, whenever they are material and physical separation is feasible from a technical viewpoint, even if they have been jointly acquired.

Assets under construction are transferred to operating assets upon completion of the construction or commencement of operation and depreciated as of that moment.

The useful life of land is unlimited and consequently it is not depreciated. All other items of property, plant and equipment are depreciated using the straight-line method over their estimated useful lives.

The categories of property, plant and equipment and relevant useful lives are as follows:

Computers	5 years
Vehicles	5 years
Machinery and equipment	From 10 to 20 years
Furniture and office equipment	From 10 to 12 years
Other transportation equipment	From 5 to 20 years
Surveillance team armament	10 years
Other property, plant and equipment	From 10 to 20 years
Installations	From 40 to 50 years
Buildings	From 40 to 50 years
Improvements to third-party properties	40 years or the term of the lease agreement or the remaining of the lease term, whichever is less

Residual values, useful lives and depreciation methods are reviewed at the end of each year, and changes, if any, are applied prospectively.

An item of property, plant and equipment is derecognized (a) upon its sale or (b) whenever no future economic benefit is expected from use or it is disposed. The gain or loss from derecognition of an asset is the difference between the net proceeds of sale and the carrying amount of the asset. Such effect is recognized in profit or loss.

Investment property

Investment properties are initially measured at cost, including transaction costs. Following initial recognition, they are stated at historical cost less accumulated depreciation and accumulated impairment losses.

Investment property is depreciated using the straight-line method over the estimated useful life. The useful life estimated to depreciate buildings classified as investment property is from 40 to 50 years.

Transfers are made from investment properties to other assets and from other assets to investment properties only whenever there is a change in the use of the asset. For transfers from investment property to property, plant and equipment or to inventories, the cost taken into consideration for subsequent accounting is the carrying amount on the date the use is changed. If a property, plant and equipment item would become investment property, it will be recorded at carrying amount on the date it changes.

Investment property is derecognized upon its sale or whenever no future economic benefit is expected from the use or disposition thereof.

The gain or loss from derecognition of investment properties is the difference between the net proceeds of sale and the carrying amount of the asset and recognized in profit or loss.

The fair values of investment property are updated on an annual basis for the purposes of disclosure in the financial statements.

Non-current assets held for sale and discontinued operations

Non-current assets and disposal groups are classified as held for sale if their carrying amount will be recovered principally through a sale transaction rather than through continuing use.

The criteria for classification as held for sale is regarded as met whenever an asset or group of assets are available for immediate sale, under current condition, and the sale is highly probable to occur. In order for the sale to be highly probable, the management must be committed to a plan to sell the asset (or assets or disposal groups) and the sale is expected within the year following the classification date.

Non-current assets and disposal groups are measured at the lower of carrying amount or fair value, less costs to sell, and are not depreciated or amortized as of the date they are classified as held for sale. Such assets or disposal groups are presented separately as current items in the statement of financial position.

In the statement of profit or loss for the current period and for that of the comparative previous period, revenue, costs and expenses from a discontinued operation are presented separately from those from continuing activities, in one single line item as profit or loss after tax from discontinued operations. An operation is deemed to be discontinued whenever it represents a business line or geographical area of operations that are material to the Company.

Leases

The Company assesses at contract inception whether a contract is, or contains, a lease. That is, if the contract conveys the right to control the use of an identified asset for a period of time in exchange for consideration.

The Company as a lessee

The Company applies a single recognition and measurement approach for all leases, except for short-term leases and leases of low-value assets. The Company recognizes lease liabilities to make lease payments and right-of-use assets representing the right to use the underlying assets.

Right of use asset

The Company recognizes right-of-use assets at the commencement date of the lease (i.e., the date the underlying asset is available for use). Right-of-use assets are measured at cost, less any accumulated depreciation and impairment losses, and adjusted for any remeasurement of lease liabilities. The cost of right-of-use assets includes the amount of lease liabilities recognized, initial direct costs incurred, and lease payments made at or before the commencement date less any lease incentives received. Right-of-use assets are depreciated on a straight-line basis over the shorter of the lease term and the estimated useful lives of the assets.

The right-of-use assets are also subject to impairment.

Lease liabilities

At the commencement date of the lease, the Company recognizes lease liabilities measured at the present value of lease payments to be made over the lease term. The lease payments include fixed payments (including in-substance fixed payments) less any lease incentives receivable, variable lease payments that depend on an index or a rate, and amounts expected to be paid under residual value guarantees. The lease payments also include the exercise price of a purchase option reasonably certain to be exercised by the Company and payments of penalties for terminating the lease, if the lease term reflects the Company exercising the option to terminate.

Variable lease payments that do not depend on an index or a rate are recognized as expenses (unless they are incurred to produce inventories) in the period in which the event or condition that triggers the payment occurs.

In calculating the present value of lease payments, the Company uses its incremental borrowing rate at the lease commencement date because the interest rate implicit in the lease is not readily determinable. After the commencement date, the amount of lease liabilities is increased to reflect the accretion of interest and reduced for the lease payments made. In addition, the carrying amount of lease liabilities is remeasured if there is a modification, a change in the lease term, a change in the lease payments (e.g., changes to future payments resulting from a change in an index or rate used to determine such lease payments) or a change in the assessment of an option to purchase the underlying asset.

The Company as a lessor

Leases in which the Company does not transfer substantially all the risks and rewards incidental to ownership of an asset are classified as operating leases. Rental income arising is accounted for on a straight-line basis over the lease terms and is included in revenue in the statement of profit or loss due to its operating nature. Initial direct costs incurred in negotiating and arranging an operating lease are added to the carrying amount of the leased asset and recognized over the lease term on the same basis as rental income. Contingent rents are recognized as revenue in the period in which they are earned.

Short term leases and leases of low value assets

The Company applies the short-term lease recognition exemption to its short-term leases (i.e., those leases that have a lease term of 12 months or less from the commencement date and do not contain a purchase option). It also applies the lease of low-value assets recognition exemption to leases that are considered to be low value, such as furniture and office equipment, computers, machinery and equipment and intangibles. Lease payments on short-term leases and leases of low-value assets are recognized as expense on a straight-line basis over the lease term.

Borrowing costs

Borrowing costs directly attributable to the acquisition, construction or manufacturing of a qualifying asset, in other words an asset that necessarily takes a substantial period (generally more than six months) to become ready for its intended use or sale, are capitalized as part of the cost of the respective asset. Other borrowing costs are accounted for as expenses during the period they are incurred. Borrowing costs consist of interest and other costs incurred in connection with the borrowing of funds.

Impairment of non-financial assets

The Company assesses at each reporting date, whether there is an indication that an asset may be impaired. If any indication exists, or when annual impairment testing for an asset is required, the Company estimates the asset's recoverable amount. An asset's recoverable amount is the higher of an asset's or CGU's fair value less costs of disposal and its value in use. The recoverable amount is determined for an individual asset, unless the asset does not generate cash inflows that are largely independent of those from other assets or groups of assets.

To assess impairment losses, assets are grouped at the level of cash-generating units, and estimation is made of the recoverable amount. The Company has defined each store or each shop as an individual cash-generating unit.

The recoverable value is the higher of the fair value less costs to sell of the cash-generating unit or groups of cash-generating units and its value in use. This recoverable value is determined for an individual asset, unless the asset does not generate cash flows independent of the inflows produced by other assets or groups of assets.

When the carrying amount of an asset or CGU exceeds its recoverable amount, the asset is considered impaired and is written down to its recoverable amount.

To determine the fair value less the costs of disposal, a pricing model is used in accordance with the cash-generating unit or groups of cash-generating units, if it can be established.

To assess the value in use:

- Estimation is made of future cash flows of the cash-generating unit over a period not to exceed five years. Cash flows beyond a 3-year period are estimated by applying a steady or declining growth rate.
- The terminal value is estimated by applying a perpetual growth rate, according to the forecasted cash flow at the end of the five-year period.
- The cash flows and terminal value are discounted to present value, using a post-tax discount rate that reflects current market assessments of the time value of money and the risks specific to the asset.

For assets excluding goodwill, an assessment is made at each reporting date to determine whether there is an indication that previously recognized impairment losses no longer exist or have decreased. If such indication exists, the Company estimates the asset's or CGU's recoverable amount. A previously recognized impairment loss is reversed only if there has been a change in the assumptions used to determine the asset's recoverable amount since the last impairment loss was recognized. The reversal is limited so that the carrying amount of the asset does not exceed its recoverable amount, nor exceed the carrying amount that would have been determined, net of depreciation, had no impairment loss been recognized for the asset in prior years.

Impairment losses are accounted in profit or loss in the amount of the excess of the carrying amount of the asset over recoverable amount thereof; first, reducing the carrying amount of the goodwill allocated to the cash-generating unit or group of cash-generating units; and second, if there would be a remaining balance, by reducing all other assets of the cash-generating unit or group of units as a function of the carrying amount of each asset until such carrying amount reaches zero.

Goodwill is tested for impairment annually as at 31 December and when circumstances indicate that the carrying value may be impaired. Impairment is determined for goodwill by assessing the recoverable amount of each CGU (or group of CGUs) to which the goodwill relates. When the recoverable amount of the CGU is less than its carrying amount, an impairment loss is recognized. Impairment losses relating to goodwill cannot be reversed in future periods. Intangible assets with indefinite useful lives are tested for impairment annually as at 31 December at the CGU level, as appropriate, and when circumstances indicate that the carrying value may be impaired.

Inventories

Inventories include goods acquired with the purpose of being sold in the ordinary course of business, goods in process of manufacturing or construction with a view to such sale, and goods to be consumed in the process of production or provision of services.

Inventories in transit are recognized upon receipt of all substantial risks and benefits attached to the asset, according to performance obligations satisfied by the seller, as appropriate under procurement conditions.

Inventories also include real estate property where construction or development of a real estate project has been initiated with a view to future selling.

Inventories purchased are recorded at cost, including warehouse and handling costs, to the extent that these costs are necessary to bring inventories to their present location and condition, that is to say, upon completion of the production process or receipt at the store.

Inventories are measured using the first-in-first-out (FIFO) method. Logistics costs and supplier discounts are capitalized as part of the inventories and recognized in cost of goods sold upon sale. Losses on inventory obsolescence and damages are presented as a reduction to inventories at each reporting date.

Inventories are accounted for at the lower of cost or net realizable value. Net realizable value is the selling price in the ordinary course of business, less the estimated costs to sell.

Rebates and discounts received from suppliers are measured and recognized based upon executed contracts and agreements and recorded as cost of sales when the corresponding inventories are sold.

Inventories are reduced for losses and damages, which are periodically reviewed and evaluated as appropriate.

Financial instruments

A financial instrument is any contract that gives rise to a financial asset of one entity and a financial liability or equity instrument of another entity.

Financial assets

Financial assets are recognized in the statement of financial position when the Company becomes party to the contractual provisions of the instrument.

Financial assets are classified at initial recognition, as subsequently measured at:

- Fair value through profit or loss,
- Amortized cost, and
- Fair value through other comprehensive income.

The classification depends on the business model used to manage financial assets and on the characteristics of the cash flows from the financial asset; such classification is defined upon initial recognition. Financial assets are classified as current assets, if they mature in less than one year; otherwise they are classified as non-current assets.

a. Financial assets measured at fair value through profit or loss

Includes financial assets incurred mainly seeking to manage liquidity through frequent sales of the instrument. These instruments carried in the statement of financial position at fair value with net changes in fair value are recognized in the statement of profit or loss.

b. Financial assets measured at amortized cost

These are non-derivative financial assets with known payments and fixed maturity dates, for which there is an intention and capability of collecting the cash flows from the instrument under a contract.

These financial assets at amortized cost are subsequently measured using the effective interest method and are subject to impairment. The amortized cost is estimated by adding or deducting any premium or discount, revenue or incremental cost, during the remaining life of the instrument. Gains and losses are recognized in the statement of profit or loss when the asset is derecognized, modified or impaired.

c. Financial assets at fair value through other comprehensive income

They represent variable-income investments not held for trading nor deemed an acquirer's contingent consideration in a business combination. Éxito made an irrevocable election at initial recognition for these investments that would otherwise be measured at fair value through profit or loss to present subsequent changes in fair value in other comprehensive income.

In case these assets are derecognized, the gains and losses previously recognized in other comprehensive income are reclassified to retained earnings.

d. Loans and accounts receivable

Loans and accounts receivable are financial assets issued or acquired in exchange for cash, goods or services delivered to a debtor.

Accounts receivable from sales transactions are measured at invoice values less allowance for expected credit losses. These accounts receivable are recognized when all risks and benefits have been transferred to a third party and all performance obligations agreed upon with the customer have been met or are in the process of being met.

Long-term loans (more than one year of issuance date) are measured at amortized cost using the effective interest method. Expected credit losses are recognized in the statement of profit or loss.

These instruments are included as current assets, except for those maturing after 12 months of the reporting date, which are classified as non-current assets. Accounts receivable expected to be settled over a period of more than 12 months and include payments during the first 12 months, are shown as non-current portion and current portion, respectively.

e. Effective interest method

Is the method to estimate the amortized cost of a financial asset and the allocation of interest revenue during the entire relevant period. The effective interest rate is the rate that exactly discounts the estimated net future cash flows receivable (including all charges received that are an integral part of the effective interest rate, transaction costs and other rewards or discounts), during the expected life of a financial asset.

f. Impairment of financial assets

Given that trade accounts receivable and other accounts receivable are deemed to be short-term receivables of less than 12 months as of the date of issue and do not contain a significant financial component, impairment thereof is estimated from initial recognition and on each presentation date as the expected loss for the following 12 months.

For financial assets other than those measured at fair value, expected losses are measured over the life of the relevant asset. For this purpose, determination is made of whether the credit risk arising from the asset assessed on an individual basis has significantly increased, by comparing the risk of default on the date of presentation against that on the date of initial recognition; if so, an impairment loss is recognized in profit or loss in the amount of the credit losses expected over the following 12 months.

g. Derecognition

Financial assets are derecognized when the contractual rights to the cash flows from the financial asset expire or the Company transfers the contractual rights to receive the cash flows of the financial asset.

Financial liabilities

Financial liabilities are recognized in the statement of financial position when the Company becomes party pursuant to the instrument's terms and conditions. Financial liabilities are classified and subsequently measured at fair value through profit or loss or amortized cost.

a. Financial liabilities measured at fair value through profit or loss.

Financial liabilities are classified under this category when held for trading or when upon initial recognition they are designated at fair value through profit or loss.

b. Financial liabilities measured at amortized cost.

Include loans and bonds issued, which are initially measured at the actual amount received net of transaction costs and subsequently measured at amortized cost using the effective interest method.

c. Effective interest method

The effective interest method is the method to calculate the amortized cost of a financial liability and the allocation of interest expenses over the relevant period. The effective interest rate is the rate that accurately discounts estimated future cash flows payable during the expected life of a financial liability, or, as appropriate, a shorter period whenever a prepayment option is associated to the liability and it is likely to be exercised.

d. Derecognition

A financial liability or a part thereof is derecognized upon settlement or expiry of the contractual obligation.

Interest income

Interest income is recognized using the effective interest method.

Cash and cash equivalents

Include cash at hand and in banks, receivables for sales made with debit and credit card and highly liquid investments. To be classified as cash equivalents, investments should meet the following criteria:

- Short-term investments, in other words, with terms less than or equal to three months as of acquisition date,
- Highly liquid investments,
- Readily convertible into a known amount of cash, and
- Subject to an insignificant risk of change in value.

In the statement of financial position, overdraft accounts with financial institutions are classified as financial liabilities. In the statement of cash flows such overdrafts are shown as a component of cash and cash equivalents, provided they are an integral part of the Company's cash management system.

Derivative financial instruments

The Company uses derivative financial instruments to mitigate the exposure to variation in interest and exchange rates. These derivative financial instruments are initially recognized at fair value on the date on which a derivative contract is entered into and are subsequently remeasured at fair value at the end of each reporting period. They are presented as non-current assets or non-current liabilities whenever the remaining maturity of the hedged item exceeds 12 months, otherwise they are presented as current assets and current liabilities.

Gains or losses arising from changes in the fair value of derivatives are recognized as financial income or expenses. Derivative financial instruments that meet hedge accounting requirements are accounted for pursuant to the hedge accounting policy, described below.

Hedge accounting

The Company uses hedge instruments to mitigate the risks associated with changes in the exchange rates related to its investments in foreign operations and in the exchange and interest rates related to its financial liabilities.

A hedging relationship qualifies for hedge accounting if it meets all of the following effectiveness requirements:

- There is 'an economic relationship' between the hedged item and the hedging instrument.
- The effect of credit risk does not 'dominate the value changes' that result from that economic relationship.
- The hedge ratio of the hedging relationship is the same as that resulting from the quantity of the hedged item that the Company actually hedges and the quantity of the hedging instrument that the Company actually uses to hedge that quantity of hedged item.

The documentation includes identification of the hedging instrument, the hedged item, the nature of the risk being hedged and how the Company will assess whether the hedging relationship meets the hedge effectiveness requirements (including the analysis of sources of hedge ineffectiveness and how the hedge ratio is determined).

Hedges are classified and booked as follows, upon compliance with hedge accounting criteria:

- Cash flow hedges include hedges covering the exposure to the variation in cash flows arising from a particular risk associated to a recognized asset or liability or to a foreseen transaction whose occurrence is highly probable and may have an impact on period results.

Derivative instruments are recorded as cash flow hedge, using the following principles:

- The effective portion of the gain or loss on the hedge instrument is recognized directly in stockholders' equity in other comprehensive income. In case the hedge relationship no longer meets the hedging ratio but the objective of management risk remains unchanged, the Company should "rebalance" the hedge ratio to meet the eligibility criteria.
- Any remaining gain or loss on the hedge instrument (including arising from the "rebalancing" of the hedge ratio) is ineffective, and therefore should be recognized in profit or loss.
- Amounts recorded in other comprehensive income are immediately transferred to the profit or loss together with the hedged transaction, for example, when the hedged financial income or expense is recognized or when a forecast sale occurs. When the hedged item is the cost of a non-financial asset or liability, the amounts recorded in equity are transferred to the initial carrying amount of the non-financial asset or liability.

- The Company should prospectively discontinue hedge accounting only when the hedge relationship no longer meets the qualification criteria (after taking into account any rebalancing of the hedge relationship).
 - If the expected transaction or firm commitment is no longer expected, amounts previously recognized in OCI are transferred to the Statements of Income. If the hedging instrument expires or is sold, terminated or exercised without replacement or rollover, or if its hedge classification is revoked, gains or losses previously recognized in comprehensive income remain deferred in equity in other comprehensive income until the expected transaction or firm commitment affects profit or loss.
- Fair-value hedges: this category includes hedges covering the exposure to changes in the fair value of recognized assets or liabilities or unrecognized firm commitments.

A change in the fair value of a derivative that is a fair-value hedging instrument is recognized in the statement of profit or loss as financial expense or income. A change in the fair value of a hedged item attributable to the hedged risk is booked as part of the carrying amount of the hedged item and is also recognized in the statement of profit or loss as financial expense or revenue.

Whenever an unrecognized firm commitment is identified as a hedged item, the subsequent accrued change in the fair value of the firm commitment attributable to the hedged risk will be recognized as an asset or liability and the relevant gain or loss will be recognized in profit or loss. For the years ended 2023 and 2022, the Company has not designated any derivative financial instrument as fair value hedge.

- Net investment hedges in a foreign operation: this category includes hedges covering exposure to the variation in exchange rates arising from the translation of foreign businesses to the Company reporting currency.

The effective portion of the changes in the fair value of derivative instruments defined as instruments to hedge a net investment in a foreign operation is recognized in other comprehensive income. The gain or loss related to the non-effective portion is recognized in the statement of profit or loss.

If the Company would dispose of a foreign business, in whole or in part, the accrued value of the effective portion recorded to other comprehensive income is reclassified to the statement of profit or loss.

Employee benefits

- a. Post-employment: defined contribution plans

Post-employment benefit plans under which there is an obligation to make certain predetermined contributions to a separate entity (a retirement fund or insurance company) and there is no further legal or constructive obligation to pay additional contributions. Such contributions are recognized as expenses in the statement of profit or loss, in as much as the relevant contributions are enforceable.

- b. Post-employment: defined benefit plans

Post-employment defined benefit plans are those under which there is an obligation to directly provide retirement pension payments and retroactive severance pay, pursuant to Colombian legal requirements. The Company has no specific assets intended for guaranteeing the defined benefit plans.

Post-employment defined benefit plan liabilities are estimated for each plan, with the support of independent third parties, applying the projected credit unit's actuarial valuation method, using actuarial assumptions on the date of the period reported, such as discount rate, salary increase expectations, average time of employment, life expectancy and personnel turnover. Actuarial gains or losses are recognized in other comprehensive income. Interest expense on post-employment benefits plans, as well as settlements and plan reductions, are recognized in profit or loss as financial costs.

- c. Long-term employee benefits

These are benefits not expected to be fully settled within twelve months following the reporting date regarding which employees render their services. These benefits relate to time-of-service bonuses and similar benefits. The Company has no specific assets intended for guaranteeing long-term benefits.

The liability for long-term benefits is determined separately for each plan with the support of independent third parties, following the actuarial valuation of the forecasted credit unit method, using actuarial assumptions on the date of the reporting period. The cost of current service, cost of past service, cost for interest, actuarial gains and losses, as well as settlements or reductions in the plan are recognized in the statement of profit or loss.

- d. Short-term employee benefits

These are benefits expected to be fully settled within twelve months and after the reporting date regarding which the employees render their services. Such benefits include a share of profits payable to employees based on performance. Short-term benefit liabilities are measured based on the best estimation of disbursements required to settle the obligations on the reporting date.

- e. Employee termination benefits

The Company pays employees certain benefits upon termination, whenever decision is made to terminate a labor contract earlier than on the ordinary retirement date, or whenever an employee accepts a benefit offer in exchange for termination of his labor contract.

Termination benefits are classified as short-term employee benefits and are recognized in profit or loss when they are expected to be fully settled within 12 months of the end of the reporting period; and are classified as long-term employee benefits when they are expected to be settled after 12 months of the end of the reporting period.

Provisions, contingent assets and liabilities

The Company recognizes a provision for all present obligations resulting from past events, for which it is probable that an outflow of resources embodying economic benefits will be required to settle the obligation and can be reliably estimated.

Provisions are recognized at the present value of the best estimation of cash outflows required to settle the liability. In those cases where there is expectation that the provision will be reimbursed, in full or in part, the reimbursement is recognized as a separate asset only if virtually certain.

The provisions are revised periodically and estimated based on the best information available on the reporting date.

Provisions for onerous contracts are recognized whenever unavoidable costs to be incurred in performing under the contract exceed the economic benefits expected to be received.

A restructuring provision is recognized whenever there is a constructive obligation to conduct a reorganization, when a formal and detailed restructuring plan has been prepared and has raised a valid expectation in those affected and announced prior to the reporting date.

Contingent liabilities are obligations arising from past events, whose existence is subject to the occurrence or non-occurrence of future events not entirely under the control of the Company; or current obligations arising from past events, from which the amount of the obligation cannot be reliably measured, or it is not probable that an outflow of resources will be required to settle the obligation. Contingent liabilities are not recognized; instead, they are disclosed in notes to the financial statements, unless the possibility of any outflow is remote.

A contingent asset is a possible asset that arises from past events, whose existence will be confirmed only by the occurrence or non-occurrence of future events not entirely under the control of the Company. Contingent assets are not recognized in the statement of financial position unless realization is virtually certain. Instead, they are disclosed in the notes to the financial statements when an inflow of economic benefit is probable.

Taxes

Include, among others, current income tax, real estate tax and industry and trade tax.

Current income tax

Current income tax in Colombia is assessed on the taxable net income at the official rate applicable annually on each closing of presentation of financial statements.

The Company permanently evaluates the positions assumed in the tax declarations with respect to situations in which certain interpretations may exist in the tax laws to adequately record the amounts that are expected to be paid.

Current tax assets and liabilities are offset for presentation purposes if there is a legally enforceable right, they have been incurred with the same tax authority and the intention is to settle them at net value or realize the asset and settle the liability simultaneously.

Deferred income tax

Deferred tax is provided using the liability method on temporary differences between the tax bases of assets and liabilities and their carrying amounts for financial reporting purposes at the reporting date.

Deferred income tax arises from temporary differences that give rise to differences between the accounting base and the taxable base of assets and liabilities.

Deferred income tax assets and liabilities are measured at the tax rates that are expected to apply when the asset is realized or the liability is settled, based on the tax rates (and tax laws) that have been enacted or substantively enacted at the reporting period.

Deferred income tax assets are only recognized if it is probable that there will be future taxable income against which such deductible temporary differences may be offset. Deferred income tax liabilities are always recognized.

The effects of the deferred tax are recognized in income for the period or in other comprehensive income depending on where the originating profits or losses were booked, and they are shown in the statement of financial position as non-current items.

For presentation purposes, deferred tax assets and liabilities are offset if there is a legally enforceable right and they have been incurred with the same tax authority.

No deferred tax liabilities are carried for the total of the differences that may arise between the accounting balances and the taxable balances of investments in associates and joint ventures, since the exemption contained in IAS 12 is applied when recording such deferred income tax liabilities.

Revenue from contracts with customers

Revenue is measured at the fair value of the consideration received or to be received, net of trade rebates, cash discounts and volume discounts; value added tax is excluded.

Retail sales

Revenue from retail sales is recognized at the point in time when control of the asset is transferred to the customer, upon delivery of the goods and receipt of consideration.

Revenue from services

Revenue from the provision of services is recognized at a point in time, when the performance obligations agreed upon with the customer have been satisfied.

Lease income

Lease income on investment properties is recognized on a straight-line basis over the term of the agreement.

Other revenue

Royalties are recognized upon fulfilment of the conditions set out in the agreements.

Principal or agent

Contracts to provide goods or services to customers on behalf of other parties are analyzed on the grounds of specific criteria to determine when the Company acts as principal and when as a commission agent.

When another party is involved in providing goods or services to a customer, the Company determines whether the nature of its promise is a performance obligation to provide the specified goods or services itself (principal) or to arrange for those goods or services to be provided by the other party (agent). Revenue from contracts in which Exito Group acts as an agent are immaterial.

Earnings per share

Basic earnings per share are calculated by dividing the profit for the period attributable to the Company by the weighted average of common shares outstanding during the year, excluding, if any, common shares acquired by the Company and held as treasury shares.

For the purpose of calculating diluted earnings per share, profit or loss attributable to equity holders of the parent entity, and the weighted average number of shares outstanding, are adjusted for the effects of all dilutive potential ordinary shares, if any.

There were no dilutive potential ordinary shares outstanding at the end of the reporting period.

Costs and expenses

Costs and expenses are recognized in period results upon (a) a decrease in economic benefits, associated with a decrease in assets or an increase in liabilities, and the value thereof may be reliably measured and (b) a disbursement does not generate future economic benefits or when it does not meet the necessary requirements for its registration as an asset.

Note 4. Adoption of new standards, amendments to and interpretations of existing standards issued by the IASB.

Note 4.1. New and amended standards and interpretations.

The Company applied amendments and new interpretations to IFRS as issued by IASB, which were effective for accounting periods beginning on or after January 1, 2023. The main new standards adopted are as follows:

Statement	Description	Impact
Amendment to IAS 1 - Disclosure of Accounting Policies and Practice Statement.	This Amendment, which amends IAS 1 - Presentation of Financial Statements, guides companies in deciding what information about accounting policies should be disclosed to provide more useful information to investors and other primary users of financial statements. The Amendment requires companies to disclose material information about accounting policies by applying the concept of materiality in their disclosures.	These changes did not have any impact in the consolidated financial statements.
Amendment to IAS 8 - Definition of Accounting Estimates.	This Amendment, which amends IAS 8 - Accounting Policies, Changes in Accounting Estimates and Errors, modified the definition of accounting estimates and included other amendments to assist entities in distinguishing changes in accounting estimates from changes in accounting policies. This distinction is important because changes in accounting estimates are applied prospectively only to future transactions and other future events, but changes in accounting policies are applied retrospectively to past transactions and other past events.	These changes did not have any impact in the consolidated financial statements.
Amendment to IAS 12 - Deferred Tax Related to Assets and Liabilities arising from a Single Transaction.	This Amendment, which amends IAS 12 Income Tax, details how companies must recognize deferred tax on transactions such as leases and decommissioning liabilities.	These changes did not have any impact in the consolidated financial statements.
Amendment to IAS 12 - International Tax Reform: Pillar Two Model Rules.	<p>This Amendment, which amends IAS 12 - Income Taxes, applies to income taxes arising from tax legislation enacted to implement the rules of Model Pillar Two published by the Organisation for Economic Co-operation and Development (OECD). The rules of this model aim to ensure that large multinational enterprises are subject to a minimum tax rate of 15%. The minimum tax is calculated based on financial accounting standards and is based on two main components: profits and taxes paid.</p> <p>The Amendment provides companies with temporary relief from the accounting for deferred taxes arising from the international tax reform by the Organisation for Economic Co-operation and Development (OECD).</p>	These changes were adequately disclosed in the financial statements.
Amendment to IFRS 17 - Initial Application of IFRS 17 and IFRS 9 - Comparative Information.	This Amendment, which modifies IFRS 17 - Insurance contracts, applies to entities that apply IFRS 17 and IFRS 9 simultaneously. Considering that these standards have different transition requirements, it is possible that temporary accounting imbalances arise between financial assets and liabilities related with the insurance contract in the comparative information shown in the financial statements upon applying such standards for the first time. The Amendment will help insurance companies to avoid such imbalances, and, consequently, will improve the usefulness of comparative information for investors. For this purpose, it provides insurance companies with an option to present comparative information regarding financial assets.	These changes did not have any impact in the consolidated financial statements.

Note 4.2. New and revised standards and interpretations issued and not yet effective

The Company has not early adopted the following new and revised IFRSs, which have already been issued but not yet in effect, up to the date of the issuance of the separate financial statements:

Statement	Description	Applicable to annual periods starting in or after
Amendment to IAS 1 - Non-current Liabilities with Covenants	<p>This amendment, which amends IAS 1- Presentation of Financial Statements, aims to improve the information companies provide on long-term covenanted debt by enabling investors to understand the risk of early repayment of debt.</p> <p>IAS 1 requires a company to classify debt as non-current only if the company can avoid settling the debt within 12 months of the reporting date. However, a company's ability to do so is often contingent on compliance with covenants. For example, a business might have long-term debt that could be repayable within 12 months if the business defaults in that 12-month period. The amendment requires a company to disclose information about these covenants in the notes to the financial statements.</p>	January 1, 2024, with early adoption permitted. No material effects are expected from the application of this Amendment.
Amendment to IFRS 16 - Lease Liability in a Sale and Leaseback.	<p>This Amendment, which amends IFRS 16 - Leases, guides at the subsequent measurement that a company must apply when it sells an asset and subsequently leases the same asset to the new owner for a period.</p> <p>IFRS 16 includes requirements on how to account for a sale with leaseback on the date the transaction takes place. However, this standard had not specified how to measure the transaction after that date. These amendments will not change the accounting for leases other than those arising in a sale-leaseback transaction.</p>	January 1, 2024. No material effects are expected from the application of this Amendment.
Amendment to IAS 7 and IFRS 17 - Supplier finance arrangements.	<p>This Amendment, which amends IAS 7 - Statement of Cash Flows and IFRS 7 - Financial Instruments: Disclosures, aims to enhance the disclosure requirements regarding supplier financing agreements. It enables users of financial statements to assess the effects of such agreements on the entity's liabilities and cash flows, as well as the entity's exposure to liquidity risk.</p> <p>The Amendment requires the disclosure of the amount of liabilities that are part of the agreements, disaggregating the amounts for which financing providers have already received payments from the suppliers, and indicating where the liabilities are presented in the balance sheet. Additionally, it mandates the disclosure of terms and conditions, payment maturity date ranges, and liquidity risk information.</p> <p>Supplier financing agreements are characterized by one or more financing providers offering to pay amounts owed by an entity to its suppliers, according to the terms and conditions agreed upon between the entity and its supplier.</p>	January 1, 2024. No material effects are expected from the application of this Amendment.
Amendment to IAS 21 - Lack of Exchangeability	<p>This Amendment, which amends IAS 21 - The Effects of Changes in Foreign Exchange Rates, aims to establish the accounting requirements for when one currency is not exchangeable for another currency, specifying the exchange rate to be used and the information that should be disclosed in the financial statements.</p> <p>The Amendment will allow companies to provide more useful information in their financial statements and will assist investors in addressing an issue not previously covered in the accounting requirements for the effects of exchange rate variations.</p>	January 1, 2025, with early adoption permitted. No material effects are expected from the application of this Amendment.

Note 5. Relevant facts

Pre agreement for the sale of equity interest in the Company

At October 13, 2023 Casino Group and Companhia Brasileira de Distribuição S.A. - CBD executed a pre agreement with Grupo Calleja, entity in El Salvador, for the sale of total equity interest in the Company (34.05% and 13.26%, respectively), through tender offers to be launched in Colombia and in United States of America for the acquisition of 100% of the outstanding shares the Company, including shares represented by American Depositary Shares (ADRs) and Brazilian Depositary Receipts (BDRs) and which is subject to the acquisition of at least 51% of the shares of the Company.

The tender offer will be subject to Superintendencia Financiera de Colombia's approval and the necessary filings in the US Securities and Exchange Commission (SEC).

Note 6. Cash and cash equivalents

The balance of cash and cash equivalents is shown below:

	December 31, 2023	December 31, 2022
Cash at banks and on hand	970,325	1,232,403
Fiduciary rights - money market like (1)	8,981	16,856
Funds (2)	1,318	1,139
Total cash and cash equivalents	980,624	1,250,398

(1) The balance is as follows:

	December 31, 2023	December 31, 2022
Fiducolombia S.A.	5,264	651
Fiduciaria Bogota S.A.	2,600	97
Credicorp Capital	613	54
Corredores Davivienda S.A.	172	206
Fondo de Inversión Colectiva Abierta Occidenta	167	7,423
BBVA Asset S.A.	165	8,425
Total fiduciary rights	8,981	16,856

The decrease is due to transfers of fiduciary rights to cash on hand and banks to be used in the operation of the Company.

(2) Represents the Collective Investment Fund with Fiduciaria Corficolombiana created by the Parent to guarantee the payment of the lease feon the Éxito Poblado and Cedi Avenida 68 properties.

At December 31, 2023, the Company recognized interest income from cash at banks and cash equivalents in the amount of \$13,566 (December 31, 2022 - \$8,442), which were recognized as financial income as detailed in Note 31.

At December 31, 2023 and at December 31, 2022, cash and cash equivalents were not restricted or levied in any way as to limit availability thereof.

Note 7. Trade receivables and other account receivables

The balance of trade receivables and other account receivables is shown below:

	December 31, 2023	December 31, 2022
Trade receivables (Note 7.1.)	229,753	245,782
Other account receivables (Note 7.2.)	223,565	286,285
Total trade receivables and other account receivables	453,318	532,067
Current	436,942	477,912
Non-Current	16,376	54,155

Note 7.1. Trade receivables

The balance of trade receivables is shown below:

	December 31, 2023	December 31, 2022
Trade accounts	177,252	156,582
Sale of real-estate project inventories (1)	39,277	66,831
Rentals and dealers	11,466	13,322
Net investment in leases	5,903	6,270
Employee funds and lending	15	7,870
Allowance for expected credit loss	(4,160)	(5,093)
Trade receivables	229,753	245,782

(1) The decrease is mainly due to the payment of \$29,500 made by Constructora Bolivar y Cusezar S.A.

An analysis is performed at each reporting date to estimate expected credit losses. The allowance rates are based on days past due for groupings of various customer segments with similar loss patterns (i.e., product type and customer rating). The calculation reflects the probability-weighted outcome and reasonable and supportable information that is available at the reporting date about past events and current conditions. Generally, trade receivables and other accounts receivable are written-off if past due for more than one year.

The allowance for expected credit loss is recognized as expense in profit or loss. During the annual period ended December 31, 2023, the net effect of the allowance for expected credit loss on the statement of profit or loss represents expense of \$2,140 (\$291 - expense for the period ended December 31, 2022).

The movement in the allowance for expected credit losses during the sixth month periods was as follows:

Balance at December 31, 2021	7,285
Additions (Note 28.)	15,516
Reversal of allowance for expected credit losses (Note 30)	(15,807)
Write-off of receivables	(1,901)
Balance at December 31, 2022	5,093
Additions (Note 28.)	14,991
Reversal of allowance for expected credit losses (Note 30)	(12,851)
Write-off of receivables	(3,073)
Balance at December 31, 2023	4,160

Note 7.2. Other account receivables

The balance of other account receivables is shown below:

	December 31, 2023	December 31, 2022
Business agreements (1)	120,237	54,466
Recoverable taxes (2)	47,793	103,336
Other loans or advances to employees	31,295	82,525
Money remittances	18,892	16,347
Money transfer services	653	20,370
Sale of property, plant, and equipment	112	405
Other	4,583	8,836
Total other account receivables	223,565	286,285

(1) The increase corresponds mainly to the linkage of new companies, compensation funds, employee funds, public utilities entities and foundations within the corporate agreements.

(2) The decrease corresponds mainly to compensation of a favorable balance in VAT.

Note 8. Prepayments

	December 31, 2023	December 31, 2022
Insurance	19,668	15,247
Lease payments made before commencement date	3,619	4,697
Other prepayments	463	457
Total prepayments	23,750	20,401
Current	20,505	17,166
Non-current	3,245	3,235

Note 9. Related parties

Note 9.1. Significant agreements

Transactions with related parties refer mainly to transactions between the Company and its subsidiaries, associates, joint ventures and other related entities and were substantially accounted for in accordance with the prices, terms and conditions agreed upon between the parties. The agreements are detailed as follows:

- Casino Group:
 - (a) Casino International, International Retail Trade and Services IG and Distribution Casino France: Commercial agreement to regulate the terms pursuant to which Casino International renders international retail and trade services to the Company (e.g., negotiation of commercial services with international suppliers, prospecting global suppliers and intermediating the purchases provided by Casino, purchase and importation of products and reimbursement for promotions realized in stores).
 - (b) Insurance agreement for the intermediation of renewals of certain insurance policies

- (c) Euris, Casino Services and Casino Guichard Perrachon S.A: Cost reimbursement agreements to encourage the exchange of knowledge and experience in certain areas of operation, as well as the reimbursement of expenses related to expatriates.
- (d) Companhia Brasileira de Distribuição (CBD): Cost reimbursement agreement related to the sharing of know-how and experience of CBD on certain areas (strategy, finance, human resources, legal, communication and investors relations). The Company also entered into an agreement for the reimbursement of expenses related to the relocation of employees among the Company.
- Greenyellow Energia de Colombia S.A.S.: Service agreement to provide oversight and monitoring services relating to energy efficiency. As of October 2022, this company has not been a related party.
- Puntos Colombia S.A.S.: Agreement providing for the terms and conditions for the redemption of points collected under their loyalty program, among other services.
- Compañía de Financiamiento Tuya S.A.: Partnership agreements to promote (i) the sale of products and services offered by the Company through credit cards, (ii) the use of these credit cards in and out of the Company stores and (iii) the use of other financial services agreed between the parties inside the Company stores.
- Almacenes Éxito Inversiones S.A.S.: Acquisition agreement of telephone plans, provision of administrative services.
- Logística Transporte y Servicios Asociados S.A.S.: Agreement to receive transportation services, contracts for the sale of merchandise, administrative services and reimbursement of expenses.
- Transacciones Energéticas S.A.S. E.S.P.: Contracts of energy trading services.
- Éxito Industrias S.A.S.: Contracts for the lease of real estate and provision of services.
- Éxito Viajes y Turismo S.A.S.: Contract for reimbursement of expenses and administrative services.
- Patrimonio Autónomo Viva Malls: Real estate lease, administrative services, and reimbursement of expenses.
- Marketplace Internacional Exito y Servicios S.A.S.: Software use license and contract for the service of "Éxito referrals".

Note 9.2. Transactions with related parties

Transactions with related parties relate to revenue from retail sales and other services, as well as to costs and expenses related to risk management and technical assistance support, purchase of goods and services received.

As December 31, 2023, as result of the Spin-Off mentioned in Note 1., Companhia Brasileira de Distribuição S.A. - CBD ceased as the controlling entity to become a company of the Casino Group and (b) Casino Guichard-Perrachon S.A. become a controlling entity.

Some reclassifications in the amounts of Casino Group companies and Controlling Entity's transactions from 2022, were done for comparability effects consequently for the last paragraph.

The amount of revenue arising from transactions with related parties is as follows:

	Year ended December 31,	
	2023	2022
Joint ventures (1)	66,450	71,845
Subsidiaries (2)	52,198	67,440
Casino Group companies (3)	3,682	2,997
Total revenue	122,330	142,282

- (1) The amount of revenue with each joint venture is as follows:

	Year ended December 31,	
	2023	2022
Compañía de Financiamiento Tuya S.A.		
Commercial activation recovery	50,298	53,398
Yield on bonus, coupons and energy	8,464	11,638
Lease of real estate	4,176	4,520
Services	991	1,392
Total	63,929	70,948
Puntos Colombia S.A.S.		
Services	2,013	897
Sara ANV S.A.		
Employee salary recovery	508	-
Total	66,450	71,845

- (2) Revenue relates to the provision of administration services to Éxito Industria S.A.S., to Almacenes Éxito Inversiones S.A.S., to Transacciones Energéticas S.A.S. E.S.P., to Logística, Transporte y Servicios Asociados S.A.S. and to Patrimonios Autónomos (stand-alone trust funds); and to the lease of property to Patrimonios Autónomos and to Éxito Viajes y Turismo S.A.S.

The amount of revenue with each subsidiary is as follows:

	Year ended December 31,	
	2023	2022
Patrimonios Autónomos	26,631	37,972
Almacenes Éxito Inversiones S.A.S.	19,951	18,882
Logística, Transporte y Servicios Asociados S.A.S.	2,671	4,040
Éxito Viajes y Turismo S.A.S.	1,754	1,580
Éxito Industrias S.A.S.	1,041	4,130
Transacciones Energéticas S.A.S. E.S.P.	150	137
Libertad S.A.	-	699
Total	52,198	67,440

- (3) Revenue mainly relates to the various services provided.

Revenue by each company is as follows:

	Year ended December 31,	
	2023	2022
Relevan C Colombia S.A.S. (a)	3,204	701
Casino International	392	1,175
Casino Services	46	-
Distribution Casino France	40	534
Greenyellow Energía de Colombia S.A.S.	-	587
Total	3,682	2,997

- (a) Corresponds to revenue of collaboration agreement with Exito Media.

The amount of costs and expenses arising from transactions with related parties is as follows:

	Year ended December 31,	
	2023	2022
Subsidiaries (1)	380,506	409,725
Joint ventures (2)	115,995	109,194
Controlling entity (3)	13,945	14,228
Casino Group companies (4)	7,886	45,209
Members of the Board	2,837	2,666
Total cost and expenses	521,169	581,022

- (1) Costs and expenses mainly refer to the purchase of goods for trading from Éxito Industrias S.A.S.; transportation services provided by Logística, Transporte y Servicios Asociados S.A.S.; leases and real estate management activities with Patrimonios Autónomos and Éxito Industrias S.A.S.; branding royalty expenses with Éxito Industrias S.A.S., purchase of corporate plans from Almacenes Éxito Inversiones S.A.S.; and services received, purchase of goods and reimbursements with other subsidiaries.

The amount of costs and expenses with each subsidiary is as follows:

	Year ended December 31,	
	2023	2022
Logística, Transporte y Servicios Asociados S.A.S.	181,389	170,024
Patrimonios Autónomos	106,861	105,419
Éxito Industrias S.A.S.	71,290	102,460
Almacenes Éxito Inversiones S.A.S.	17,356	16,708
Marketplace Internacional Exito y Servicios S.A.S.	2,221	2,560
Transacciones Energéticas S.A.S. E.S.P.	1,117	734
Éxito Viajes y Turismo S.A.S.	272	152
Spice Investment Mercosur S.A.	-	4
Libertad S.A.	-	11,664
Total	380,506	409,725

(2) The amount of costs and expenses with each joint venture is as follows:

	Year ended December 31,	
	2023	2022
Compañía de Financiamiento Tuya S.A.		
Commissions on means of payment	13,656	10,326
Puntos Colombia S.A.S.		
Cost of customer loyalty program	102,339	98,868
Total	115,995	109,194

(3) Costs and expenses related to consulting services provided by Casino Guichard Perrachon S.A.

(4) Costs and expenses accrued mainly arise from intermediation in the import of goods, purchase of goods and consultancy services

Costs and expenses by each company are as follows:

	Year ended December 31,	
	2023	2022
Distribution Casino France	1,850	4,288
Euris	1,814	-
International Retail and Trade Services IG.	1,754	-
Casino Services	1,264	229
Relevan C Colombia S.A.S.	607	595
Companhia Brasileira de Distribuição - CBD S.A.	586	584
Cdiscount S.A.	11	13
Greenyellow Energía de Colombia S.A.S. (Note 9.1.)	-	39,500
Total costs and expenses	7,886	45,209

Note 9.3. Other information on related party transactions

Financial assets measured at fair value through other comprehensive income.

The Company has 659,383 shares in Cnova NV in the amount of \$9,222.

Note 9.4. Receivable from related parties

	Receivable		Other non-financial assets	
	December 31, 2023	December 31, 2022	December 31, 2023	December 31, 2022
Joint ventures (1)	44,178	41,464	52,490	34,993
Subsidiaries (2)	31,387	14,503	280	280
Casino Group companies (3)	5,135	3,449	-	-
Controlling entity (4)	1,566	-	-	-
Total	82,266	59,416	52,770	35,273
Current	82,266	59,416	-	-
Non-Current	-	-	52,770	35,273

(1) Balances relate to the following joint ventures and the following detail:

- The balance of receivables by joint ventures is shown below:

	December 31, 2023	December 31, 2022
Compañía de Financiamiento Tuya S.A.		
Reimbursement of shared expenses, collection of coupons and other	4,697	5,298
Other services	1,744	2,329
Total	6,441	7,627
Puntos Colombia S.A.S.		
Redemption of points	37,510	33,469
Sara ANV S.A.		
Other services	227	368
Total receivables	44,178	41,464

- Other non-financial assets:

The amount of \$52,490 as of December 31, 2023, corresponds to payments made to Compañía de Financiamiento Tuya S.A. for the subscription of shares that have not been recognized in its equity because authorization has not been obtained from the Superintendencia Financiera de Colombia. The balance of \$34,993 as of December 31, 2022, corresponds to payments made during the year to Compañía de Financiamiento Tuya S.A. for the subscription of shares; during 2023, authorization was obtained to register the equity increase.

(2) The balance of receivables by each subsidiary and by each concept:

- The balance of receivables by each subsidiary is as follows:

	December 31, 2023	December 31, 2022
Patrimonios Autónomos (a)	22,366	3,117
Libertad S.A.	7,277	9,148
Almacenes Éxito Inversiones S.A.S.	541	477
Éxito Industrias S.A.S.	502	525
Logística, Transporte y Servicios Asociados S.A.S.	378	830
Transacciones Energéticas S.A.S. E.S.P.	196	39
Éxito Viajes y Turismo S.A.S.	96	317
Marketplace Internacional Exito y Servicios S.A.S.	30	49
Devoto Hermanos S.A.	1	1
Total accounts receivable from subsidiaries	31,387	14,503

(a) Includes \$19,604 of dividend declared.

- The balance of accounts receivable from subsidiaries is made as follows

	December 31, 2023	December 31, 2022
Charge for dividends declared	19,604	496
Strategic direction services	7,277	9,148
Administrative services	1,886	644
Reimbursement of expenses	450	419
Sale of goods	-	79
Sale of property, plant and equipment	-	1,698
Other services	2,170	2,019
Total accounts receivable from subsidiaries	31,387	14,503

(3) Receivable from Casino Group companies represents reimbursement for payments to expats, supplier agreements and energy efficiency solutions.

	December 31, 2023	December 31, 2022
Casino International	3,224	2,730
Relevan C Colombia S.A.S.	1,082	192
Companhia Brasileira de Distribuição S.A. - CBD	822	288
Casino Services	7	7
Distribution Casino France	-	232
Total Casino Group companies	5,135	3,449

(4) Represents the balance of personnel expenses receivable from Casino Guichard Perrachon S.A.

Note 9.5. Payables to related parties

The balance of payables to related parties is shown below:

	December 31, 2023	December 31, 2022
Subsidiaries (1)	164,180	158,398
Joint ventures (2)	43,779	62,673
Casino Group companies (3)	976	1,542
Controlling entity (4)	672	2,578
Members of the Board	-	43
Total	209,607	225,234

(1) The balance of accounts payable to related parties and by concept are as follows:

- The balance of payables by each subsidiary is as follows:

	December 31, 2023	December 31, 2022
Éxito Industrias S.A.	137,005	139,205
Logística, Transporte y Servicios Asociados S.A.S.	16,559	8,993
Patrimonios Autónomos	3,576	3,855
Almacenes Éxito Inversiones S.A.S.	3,483	3,241
Transacciones Energéticas S.A.S. E.S.P.	3,223	1,874
Marketplace Internacional Exito y Servicios S.A.S.	317	240
Éxito Viajes y Turismo S.A.S.	17	854
Devoto Hermanos S.A.	-	136
Total accounts payable to subsidiaries	164,180	158,398

- The balance payable to subsidiaries relates to:

	December 31, 2023	December 31, 2022
Purchase of assets and inventories	134,424	137,119
Transportation service	14,858	6,048
Mobile recharge collection service	3,453	3,236
Energy service	3,218	1,874
Lease of property	2,510	3,428
Purchase of tourist trips	17	853
Other services received	5,700	5,840
Total accounts payable to subsidiaries	164,180	158,398

(2) The balance of payables by each joint venture is as follows:

	December 31, 2023	December 31, 2022
Puntos Colombia S.A.S. (a)	43,733	62,304
Compañía de Financiamiento Tuya S.A. (b)	44	369
Sara ANV S.A.	2	-
Total accounts payable to joint ventures	43,779	62,673

(a) Represents the balance arising from points (accumulations) issued.

(b) Represents collections on behalf.

(3) Payables to Casino Group companies such as intermediation in the import of goods, and consulting and technical assistance services.

	December 31, 2023	December 31, 2022
Casino Services	885	100
International Retail and Trade Services IG	91	-
Distribution Casino France	-	934
Relevan C Colombia S.A.S.	-	508
Total Casino Group companies	976	1,542

(4) Represents the balance of personnel expenses receivable from Casino Guichard Perrachon S.A.

Note 9.6. Lease liabilities with related parties

The balance of lease liabilities with related parties is as follows:

	December 31, 2023	December 31, 2022
Subsidiaries (Note 14.2)	459,763	452,556
Current	49,934	43,778
Non-Current	409,829	408,778

The balance of lease liabilities relates to lease contracts entered with the following subsidiaries:

	December 31, 2023	December 31, 2022
Patrimonios autónomos (Stand-alone trust funds)	459,763	452,556

Note 9.7. Other financial liabilities with related parties

	December 31, 2023	December 31, 2022
Subsidiaries (1)	34,088	17,669
Joint ventures (2)	26,506	26,167
Total	60,594	43,836

(1) Represents cash collected from subsidiaries as part of the in-house cash program (Note 24).

(2) Mainly represents collections received from customers related to the Tarjeta Éxito cards owned by Compañía de Financiamiento Tuya S.A. (Note 24).

Note 9.8. Key management personnel compensation

Transactions between the Company and key management personnel, including legal representatives and/or administrators, mainly relate to labor agreements executed by and between the parties.

In September 2023, the Company modified the definition of key management personnel and this month in after it only includes levels 1 and 2 of the organizational structure.

Compensation of key management personnel is as follows:

	Year ended December 31,	
	2023	2022
Short-term employee benefits	44,792	48,890
Termination benefits	2,206	-
Post-employment benefits	780	1,895
Total key management personnel compensation	47,778	50,785

Note 10. Inventories, net and cost of sales

Note 10.1. Inventories, net

The balance of inventories is as follows:

	December 31, 2023	December 31, 2022
Inventories (1)	1,922,045	1,999,578
Raw materials	28,358	29,037
Real estate project inventories (2)	18,003	3,213
Inventories in transit	17,750	58,754
Materials, spares, accessories and consumable packaging	7,738	9,537
Production in process	93	5,081
Total inventories	1,993,987	2,105,200

(1) The movement of the losses on inventory obsolescence and damages, included as lower value in inventories, during the reporting periods is shown below:

Balance at December 31, 2021	8,862
Loss recognized during the period (Note 10.2.)	1,107
Balance at December 31, 2022	9,969
Loss recognized during the period (Note 10.2.)	7,978
Balance at September 30, 2023	17,947

(2) For 2023, represents López de Galarza real estate project for \$776 and Éxito Occidente real estate project for \$17,227 (Note 13). For 2022, represented López de Galarza real estate project for \$776 and Galeria La 33 real estate projects for \$2,437.

At December 31, 2023, and at December 31, 2022, there are no restrictions or liens on the sale of inventories.

Note 10.2. Cost of sales

The following is the information related with the cost of sales, allowance for losses on inventory obsolescence and damages, and allowance reversal on inventories:

	Year ended December 31,	
	2023	2022
Cost of goods sold (1)	13,789,309	13,209,218
Trade discounts and purchase rebates	(2,268,077)	(1,949,214)
Logistics costs (2)	520,059	469,465
Damage and loss	186,436	137,485
Allowance for inventory losses, net	7,978	1,107
Total cost of sales	12,235,705	11,868,061

(1) The annual period ended December 31, 2023 includes \$29,094 of depreciation and amortization cost (December 31, 2022 - \$28,249).

(2) The annual period ended December 31, 2023 includes \$301,880 of employee benefits (December 31, 2022 - \$263,552) and \$62,558 of depreciation and amortization cost (December 31, 2022 - \$56,762).

Note 11. Financial assets

The balance of financial assets is shown below:

	December 31, 2023	December 31, 2022
Financial assets measured at fair value through other comprehensive income (1)	10,676	10,676
Derivative financial instruments designated as hedge instruments (2)	2,378	14,480
Financial assets measured at fair value through profit or loss	472	426
Derivative financial instruments (3)	-	27,300
Total financial assets	13,526	52,882
Current	2,378	40,154
Non-current	11,148	12,728

- (1) Financial assets measured at fair value through other comprehensive income are equity investments not held for sale. The detail of these investments is as follows:

	December 31, 2023	December 31, 2022
Cnova N.V.	9,222	9,222
Fideicomiso El Tesoro etapa 4A y 4C 448	1,206	1,206
Associated Grocers of Florida, Inc.	113	113
Central de abastos del Caribe S.A.	71	71
La Promotora S.A.	50	50
Sociedad de acueducto, alcantarillado y aseo de Barranquilla S.A. E.S.P.	14	14
Total financial assets measured at fair value through other comprehensive income	10,676	10,676

- (2) Derivative instruments designated as hedging instrument relates to interest. The fair value of these instruments is determined based on valuation models.

At December 31, 2023, relates to the following transactions:

	Nature of risk hedged	Hedged item	Range of rates for hedged item	Range of rates for hedge instruments	Fair value
Swap	Interest rate	Loans and borrowings	IBR 3M	9.0120%	2,378

The detail of maturities of these hedge instruments at December 31, 2023 is shown below:

	Less than 1 month	From 1 to 3 months	From 3 to 6 months	From 6 to 12 months	More than 12 months	Total
Swap	998	-	871	509	-	2,378

At December 31, 2022, relates to the following transactions:

	Nature of risk hedged	Hedged item	Range of rates for hedged item	Range of rates for hedge instruments	Fair value
Swap	Interest rate	Loans and borrowings	IBR 3M e IBR 1M	9.0% y 3.9%	14,480

The detail of maturities of these hedge instruments at December 31, 2022 is shown below:

	Less than 1 month	From 1 to 3 months	From 3 to 6 months	From 6 to 12 months	More than 12 months	Total
Swap	-	3,980	4,725	4,149	1,626	14,480

- (3) Relates to forward contracts used to hedge the variation in the exchange rates. The fair value of these instruments is estimated based on valuation models who use variables other than quoted prices, directly or indirectly observable for financial assets or liabilities.

The detail of maturities of these instruments at December 31, 2022 was as follows:

	Less than 1 month	From 1 to 3 months	From 3 to 6 months	From 6 to 12 months	More than 12 months	Total
Forward	-	24,382	2,918	-	-	27,300

At December 31, 2023 and at December 31, 2022, there are no restrictions or liens on financial assets that restrict their sale.

None of the assets were impaired on December 30, 2023, and 2022.

Note 12. Property, plant and equipment, net

	December 31, 2023	December 31, 2022
Land	445,269	447,733
Buildings	960,056	944,782
Machinery and equipment	881,732	827,612
Furniture and fixtures	539,865	518,827
Assets under construction	6,139	10,156
Improvements to third-party properties	457,570	429,942
Vehicles	7,584	8,724
Computers	293,597	277,754
Other property, plant and equipment	289	16,050
Total property, plant and equipment, gross	3,592,101	3,481,580
Accumulated depreciation	(1,598,509)	(1,422,501)
Total property, plant and equipment, net	1,993,592	2,059,079

The movement of the cost of property, plant and equipment, accumulated depreciation and impairment loss during the reporting periods is shown below:

Cost	Land	Buildings	Machinery and equipment	Furniture and fixtures	Assets under construction	Improvements to third party properties	Vehicles	Computers	Other property, plant and equipment	Total
Balance at December 31, 2021	449,842	926,054	749,208	468,105	9,073	366,792	8,892	253,889	16,050	3,247,905
Additions	-	23,126	123,530	72,578	1,442	73,459	40	36,520	-	330,695
Disposals and derecognition	(466)	(2,396)	(26,785)	(10,406)	(93)	(7,730)	(208)	(9,378)	-	(57,462)
(Decrease) from transfers (to) other balance sheet accounts - tax assets	-	(200)	(18,476)	(11,508)	(276)	(2,579)	-	(3,459)	-	(36,498)
Other minor changes	(1,643)	(1,802)	135	58	10	-	-	182	-	(3,060)
Balance at December 31, 2022	-	944,782	827,612	518,827	10,156	429,942	8,724	277,754	16,050	3,481,580
Additions	-	18,386	94,911	33,790	-	28,669	-	23,625	-	199,381
Disposals and derecognition	-	(914)	(25,788)	(8,334)	(395)	(3,440)	(1,140)	(5,886)	-	(45,897)
(Decreases) increases from transfers between accounts of property, plant and equipment	-	-	-	-	(3,135)	3,135	-	-	-	-
(Decrease) from transfers (to) other balance sheet accounts - tax assets	-	-	(15,066)	(4,418)	(487)	(736)	-	(3,179)	-	(23,886)
(Decrease) from transfers (to) other balance sheet accounts - inventories	(2,464)	(2,198)	-	-	-	-	-	-	-	(4,662)
Increase from transfers from other balance sheet accounts - intangibles	-	-	63	-	-	-	-	1,283	-	1,346
(Decrease) from transfers (to) other balance sheet accounts - investments	-	-	-	-	-	-	-	-	(15,761)	(15,761)
Balance at December 31, 2023	445,269	960,056	881,732	539,865	6,139	457,570	7,584	293,597	289	3,592,101

Accumulated depreciation	Land	Buildings	Machinery and equipment	Furniture and fixtures	Assets under construction	Improvements to third party properties	Vehicles	Computers	Other property, plant and equipment	Total
Balance at December 31, 2021	-	202,080	415,663	297,507	-	203,125	6,895	132,040	5,585	1,262,895
Depreciation	-	27,761	68,262	48,187	-	31,296	871	30,207	788	207,372
Disposals and derecognition	-	(601)	(21,893)	(8,412)	-	(6,921)	(175)	(9,329)	-	(47,331)
Other movements	-	(435)	-	-	-	-	-	-	-	(435)
Balance at December 31, 2022	-	228,805	462,032	337,282	-	227,500	7,591	152,918	6,373	1,422,501
Depreciation	-	28,429	71,298	52,071	-	34,599	555	33,716	591	221,259
Disposals and derecognition	-	(301)	(20,428)	(7,244)	-	(3,331)	(1,020)	(5,307)	-	(37,631)
Decrease) from transfers (to) other balance sheet accounts - inventories	-	(660)	-	-	-	-	-	-	-	(660)
(Decrease) from transfers (to) other balance sheet accounts - investments	-	-	-	-	-	-	-	-	(6,960)	(6,960)
Balance at December 31, 2023	-	256,273	512,902	382,109	-	258,768	7,126	181,327	4	1,598,509

Assets under construction are represented by those assets in process of construction and process of assembly not ready for their intended use as expected by the Company management, and on which costs directly attributable to the construction process continue to be capitalized if they are qualifying assets.

The cost of property, plant and equipment does not include the balance of estimated dismantling and similar costs, based on the assessment and analysis made by the Company which concluded that there are no contractual or legal obligations at acquisition.

At December 31, 2023 and at December 31, 2022 no restrictions or liens have been imposed on items of property, plant and equipment that limit their sale, and there are no commitments to acquire, build or develop property, plant and equipment.

At December 31, 2023, property, plant and equipment have no residual value that affects depreciable amount.

No impairment was identified at December 31, 2023.

Note 12.1 Additions to property, plant and equipment for cash flow presentation purposes

	December 31, 2023	December 31, 2022
Additions	199,381	330,695
Additions to trade payables for deferred purchases of property, plant and equipment	(279,147)	(406,102)
Payments for deferred purchases of property, plant and equipment	348,424	348,676
Acquisition of property, plant and equipment in cash	268,658	273,269

Note 13. Investment properties, net

The Company's investment properties are business premises and land held to generate income from operating leases or future appreciation of their value.

The net balance of investment properties is shown below:

	December 31, 2023	December 31, 2022
Land	43,087	60,314
Buildings	29,576	29,576
Constructions in progress	850	850
Total cost of investment properties	73,513	90,740
Accumulated depreciation	(8,123)	(7,258)
Impairment	(62)	(62)
Total investment properties, net	65,328	83,420

The movements in the cost of investment properties, accumulated depreciation and impairment losses during the period presented are as follows:

Cost	Land	Buildings	Assets under construction	Total
Balance at December 31, 2021	57,481	26,062	807	84,350
Additions	-	-	600	600
Increases (decreases) from transfers between accounts of investment properties	-	557	(557)	-
Disposals and derecognition	(39)	(714)	-	(753)
Increase from transfers from non-current assets held for sale	1,229	1,844	-	3,073
Other changes	1,643	1,827	-	3,470
Balance at December 31, 2022	60,314	29,576	850	90,740
(Disminuciones) por transferencias hacia otras cuentas de balance - inventarios (1)	(17,227)	-	-	(17,227)
Balance at December 31, 2023	43,087	29,576	850	73,513

The movement of the accumulated depreciation during the reporting periods is shown below:

Accumulated depreciation	Buildings
Balance at December 31, 2021	5,676
Depreciation expenses	751
Disposals and derecognition	(39)
Increase from transfers from non-current assets held for sale	870
Balance at December 31, 2022	7,258
Depreciation expenses	865
Balance at December 31, 2023	8,123

(1) Corresponds to the transfer of the Éxito Occidente investment property to inventory of real estate projects (Note 10.1).

At December 31, 2023 and at December 31, 2022, there are no limitations or liens imposed on investment property that restrict realization or tradability thereof.

At December 31, 2023 and at December 31, 2022, the Company is not committed to acquire, build or develop new investment property. Neither there are compensations from third parties arising from the damage or loss of investment property. No impairment was identified at December 31, 2023.

In note 35 discloses the fair value of investment property, based on the appraisal carried out by an independent third party.

During the years ended December 31, 2023 and 2022 the results at the Company from the investment property are as follows:

	December 31, 2023	December 31, 2022
Lease rental income	5,593	4,993
Operating expense related to leased investment properties	(664)	(534)
Operating expense related to investment properties that are not leased	(2,012)	(4,029)
Net gain from investment property	2,917	430

Note 14. Leases

Note 14.1 Right of use asset, net

	December 31, 2023	December 31, 2022
Right of use asset	3,203,928	2,929,731
Accumulated depreciation	(1,647,077)	(1,341,788)
Total right of use asset, net	1,556,851	1,587,943

The movement of right of use asset and depreciation thereof, during the reporting periods, is shown below:

Cost

Balance at December 31, 2021	2,798,618
Increase from new contracts	155,395
Increases for new contracts paid in advance	7,002
Remeasurements from existing contracts (1)	160,943
Derecognition, reversal and disposal (2)	(192,227)
Balance at December 31, 2022	2,929,731
Increase from new contracts	34,933
Increases for new contracts paid in advance	1,820
Remeasurements from existing contracts (1)	227,694
Derecognition and disposal (2)	(20,884)
Others	30,634
Balance at December 31, 2023	3,203,928

Accumulated depreciation

Balance at December 31, 2021	1,189,019
Depreciation	251,999
Derecognition and disposal (2)	(99,230)
Balance at December 31, 2022	1,341,788
Depreciation	290,416
Derecognition and disposal (2)	(20,448)
Others	35,321
Balance at December 31, 2023	1,647,077

(1) Mainly results from the extension of contract terms, indexation, or lease modifications.

(2) Mainly results from the early termination of lease contracts.

The cost of right of use asset by class of underlying asset is shown below:

	December 31, 2023	December 31, 2022
Buildings	3,196,471	2,921,013
Equipment	5,206	6,163
Vehicles	2,251	2,555
Total	3,203,928	2,929,731

Accumulated of depreciation of right of use assets by class of underlying asset is shown below:

	December 31, 2023	December 31, 2022
Buildings	1,641,125	1,337,094
Equipment	4,664	3,656
Vehicles	1,288	1,038
Total	1,647,077	1,341,788

Depreciation expense by class of underlying asset is shown below:

	Year ended December 31, 2023	2022
Buildings	288,415	249,943
Equipment	1,705	1,458
Vehicles	296	598
Total depreciation	290,416	251,999

The Company is not exposed to the future cash outflows for extension options or termination options. Additionally, there are no residual value guarantees, restrictions nor covenants imposed by leases.

At December 31, 2023, the average remaining term of lease contracts is 11.50 years (12.39 years as at December 31, 2022), which is also the average remaining period over which the right of use asset is depreciated.

Note 14.2 Lease liabilities

	December 31, 2023	December 31, 2022
Lease liabilities (1)	1,771,142	1,787,096
Current	290,080	261,824
Non-current	1,481,062	1,525,272

(1) Includes \$459,763 (December 31, 2022- \$452,556) of lease liabilities with related parties (Note 9.6).

The movement in lease liabilities is as shown:

Balance at December 31, 2021	1,820,785
Additions	155,395
Accrued interest	104,786
Remeasurements	161,549
Terminations	(91,528)
Payments of lease liabilities including interests	(363,891)
Balance at December 31, 2022	1,787,096
Additions	34,933
Accrued interest	132,196
Remeasurements	227,694
Terminations	(5,059)
Payments of lease liabilities including interests	(405,718)
Balance at December 31, 2023	1,771,142

Below are the future lease liability payments at December 31, 2023:

Up to one year	421,674
From 1 to 5 years	1,117,527
More than 5 years	917,645
Minimum lease liability payments	2,456,846
Future financing (expenses)	(685,704)
Total minimum net lease liability payments	1,771,142

Note 14.3. Short term leases and leases of low value assets of the Company as a lessee

Leases of low value assets are for items such as furniture and fixtures, computers, machinery and equipment and office equipment; lease contracts regarding all underlying assets with terms of less than one year, and lease contracts on intangible assets, and whose lease contracts which its payment is variable.

Variable lease payments apply to some of the Company's property leases and are detailed below:

	December 31, 2023	December 31, 2022
Variable lease payments	47,774	69,778
Short term leases	4,042	2,613
Total	51,816	72,391

Note 14.4. Operating leases of the Company as a lessor

The Company has executed operating lease agreements on investment properties. Total future minimum instalments under non-cancellable operating lease agreements at the reporting dates are:

	December 31, 2023	December 31, 2022
Up to one year	17,441	18,451
From 1 to 5 years	22,932	25,813
More than 5 years	19,735	23,540
Total minimum instalments under non-cancellable operating leases	60,108	67,804

Operating lease agreements cannot be cancelled during their term. Prior agreement of the parties is needed to terminate and a minimum cancellation payment is required ranging from 1 to 12 monthly instalments, or a fixed percentage on the remaining term.

For the year ended December 31, 2023 lease rental income was \$54,708 (December 31, 2022 - \$41,386, (Note 27)) mostly comprised of investment property rental income for \$5,593 (December 31, 2022 - \$4,993). (Note 13) Income from variable lease payments was \$6,840 (December 31, 2022 - \$4,806).

Note 15. Other intangible assets, net

The net balance of other intangible assets, net is shown below:

	December 31, 2023	December 31, 2022
Trademarks	86,427	81,131
Computer software	239,493	232,398
Rights	20,491	20,491
Other	22	22
Total cost of other intangible assets	346,433	334,042
Accumulated amortization	(156,087)	(142,838)
Total other intangible assets, net	190,346	191,204

The movement of the cost of intangible and of accumulated depreciation is shown below:

Cost	Trademarks (1)	Computer software	Rights	Other	Total
Balance at December 31, 2021	81,131	220,442	20,491	22	322,086
Additions	-	22,588	-	-	22,588
Disposals and derecognition	-	(10,187)	-	-	(10,187)
Other minor movements	-	(445)	-	-	(445)
Balance at December 31, 2022	81,131	232,398	20,491	22	334,042
Additions	5,296	20,340	-	-	25,636
Disposals and derecognition	-	(11,906)	-	-	(11,906)
Transfers to other balance sheet accounts - Property, plant and Equipment	-	(1,346)	-	-	(1,346)
Other	-	7	-	-	7
Balance at December 31, 2023	86,427	239,493	20,491	22	346,433

Accumulated amortization	Computer software	Rights	Other	Total
Balance at December 31, 2021	130,527			130,527
Amortization	22,498			22,498
Disposals and derecognition	(10,187)			(10,187)
Balance at December 31, 2022	142,838			142,838
Amortization	25,155			25,155
Disposals and derecognition	(11,906)			(11,906)
Balance at December 31, 2023	156,087			156,087

- (1) Represents Surtimax trademark in amount of \$17,427 acquired upon the merger with Carulla Vivero S.A., Super Inter trademark acquired upon the business combination with Comercializadora Giraldo Gómez y Cía. S.A. in amount of \$63,704 and Taeq trademark acquired in 2023 in amount of \$5,296.

The trademarks have an indefinite useful life. The Company estimates that there is no foreseeable time limit over which these assets are expected to generate net cash inflows, and consequently they are not amortized.

The rights have an indefinite useful life. The Company estimates that there is no foreseeable time limit over which these assets are expected to generate net cash inflows, and consequently these are not amortized, except for rights of Libertad S.A.

Information about impairment testing is disclosed in Note 34.

At December 31, 2023 and at December 31, 2022, other intangible assets are not limited or subject to lien that would restrict their sale. In addition, there are no commitments to acquire or develop other intangible assets.

Note 16. Goodwill

The balance of goodwill is as follows:

	December 31, 2023	December 31, 2022
Carulla Vivero S.A.	827,420	827,420
Súper Inter	453,649	453,649
Cafam	122,219	122,219
Others	49,789	49,789
Total goodwill	1,453,077	1,453,077

Goodwill has indefinite useful life on the grounds of the Company's considerations thereon, and consequently it is not amortized.

Goodwill was not impaired at December 31, 2023 and at December 31, 2022.

Information about impairment testing and the fair value are disclosed in Notes 34 and 35.

Note 17. Investments accounted for using the equity method

The balance of investments accounted for using the equity method includes:

Company	Classification	December 31, 2023	December 31, 2022
Spice Investment Mercosur S.A. (Note 2.1.) (a)	Subsidiary	1,958,360	2,094,228
Patrimonio Autónomo Viva Malls	Subsidiary	1,022,196	1,021,744
Onper Investment 2015 S.L. (b)	Subsidiary	602,306	1,114,211
Éxito Industrias S.A.S.	Subsidiary	225,768	205,272
Compañía de Financiamiento Tuya S.A.	Joint venture	220,079	287,611
Logística, Transporte y Servicios Asociados S.A.S.	Subsidiary	19,996	24,725
Puntos Colombia S.A.S.	Joint venture	9,986	11,514
Éxito Viajes y Turismo S.A.S.	Subsidiary	6,728	5,176
Marketplace Internacional Éxito y Servicios S.A.S.	Subsidiary	6,263	6,404
Almacenes Éxito Inversiones S.A.S.	Subsidiary	5,859	2,208
Transacciones Energéticas S.A.S. E.S.P.	Subsidiary	4,290	1,956
Fideicomiso Lote Girardot	Subsidiary	3,850	3,850
Patrimonio Autónomo Iwana	Subsidiary	2,814	3,025
Sara ANV S.A.	Joint venture	2,292	799
Depósito y Soluciones Logísticas S.A.S.	Subsidiary	409	5,348
Gestión y Logística S.A.	Subsidiary	170	155
Total investments accounted for using the equity method		4,091,366	4,788,226

(a) At December, 2023, was acquired additional 6.66% of the subsidiaries equity.

(b) The balance corresponds to the subsidiary Libertad S.A. and its subsidiaries Via Artika S.A., Gelase S.A. and Spice España de Valores Americanos S.L.

Note 17.1. Non-financial information

Information regarding country of domicile, functional currency, main economic activity, ownership percentage and shares held in investments accounted for using the equity method is shown below:

Company	Country	Functional currency	Primary economic activity	Ownership percentage		Number of shares	
				2023	2022	Year ended December 31,	
						2023	2022
Spice Investment Mercosur S.A.	Uruguay	Uruguayan peso	Holding	100%	100%	6.550.177.757	6.550.177.757
Patrimonio Autónomo Viva Malls	Colombia	Colombian peso	Real Estate	51%	51%	N.A	N.A
Onper Investment 2015 S.L.	Spain	Euro	Holding	100%	100%	3.000	3.000
Éxito Industrias S.A.S.	Colombia	Colombian peso	Trade	97.95%	97.95%	3.990.707	3.990.707
Compañía de Financiamiento Tuya S.A.	Colombia	Colombian peso	Credit	50%	50%	15.483.189.879	13.097.457.027
Logística, Transporte y Servicios Asociados S.A.S.	Colombia	Colombian peso	Transport	100%	100%	6.774.786	6.774.786
Puntos Colombia S.A.S.	Colombia	Colombian peso	Services	50%	50%	9.000.000	9.000.000
Éxito Viajes y Turismo S.A.S.	Colombia	Colombian peso	Services	51%	51%	2.500.000	2.500.000
Marketplace Internacional Éxito y Servicios S.A.S.	Colombia	Colombian peso	Trade	100%	100%	8.000.000	8.000.000
Almacenes Éxito Inversiones S.A.S.	Colombia	Colombian peso	Telephone services	100%	100%	300.000	300.000
Transacciones Energéticas S.A.S. E.S.P.	Colombia	Colombian peso	Services	100%	100%	44.957.100	42.357.100
Fideicomiso Lote Girardot	Colombia	Colombian peso	Real Estate	100%	100%	N.A	N.A
Patrimonio Autónomo Iwana	Colombia	Colombian peso	Real Estate	51%	51%	N.A	N.A
Sara ANV S.A.	Colombia	Colombian peso	Services	50%	50%	2.270.00	850.000
Depósito y Soluciones Logísticas S.A.S.	Colombia	Colombian peso	Trade	100%	100%	350.000	5.500.000
Gestión y Logística S.A.	Panama	Colombian peso	Trade	100%	100%	500	500
Marketplace Internacional Éxito S.L.	Spain	Euro	Trade	-	100%	-	3.000

Note 17.2. Financial information

Financial information regarding investments accounted for using the equity method at December 31, 2023:

Companies	Current assets	Non-current assets	Current liabilities	Non-current liabilities	Equity	Revenue from ordinary activities	Income from continuing operations	Other comprehensive income (*)
Spice Investment Mercosur S.A.	867,548	2,525,550	1,380,065	225,135	1,787,898	4,235,342	203,209	(519,904)
Patrimonio Autónomo Viva Malls	124,155	2,095,470	80,586	-	2,139,039	398,806	189,425	-
Onper Investment 2015 S.L.	240,279	731,092	204,441	164,624	602,306	1,052,805	1,176	(924,621)
Éxito Industrias S.A.S.	179,127	97,747	13,436	24,332	239,106	82,696	20,226	-
Compañía de Financiamiento Tuya S.A.	3,585,170	236,049	1,857,020	1,559,156	405,043	1,668,582	(225,047)	-
Logística, Transporte y Servicios Asociados S.A.S.	28,819	16,640	19,319	6,095	20,045	207,063	5,265	-
Puntos Colombia S.A.S.	216,225	34,086	218,331	12,008	19,972	364,143	(3,055)	-
Éxito Viajes y Turismo S.A.S.	38,654	2,857	27,930	516	13,065	29,617	8,317	-
Marketplace Internacional Éxito y Servicios S.A.S.	2,437	4,079	253	-	6,263	2,294	(141)	-
Almacenes Éxito Inversiones S.A.S.	16,366	5,045	13,240	28	8,143	41,712	3,651	-
Transacciones Energéticas S.A.S. E.S.P.	8,223	-	3,860	-	4,363	2,787	(192)	-
Fideicomiso Lote Girardot	-	3,850	-	-	3,850	-	-	-
Patrimonio Autónomo Iwana	17	5,371	242	-	5,146	364	(182)	-
Sara ANV S.A.	2,052	3,251	426	-	4,877	245	(733)	-
Depósito y Soluciones Logísticas S.A.S.	490	-	81	-	409	-	211	-
Gestión y Logística S.A.	185	-	15	-	170	-	18,066	-

Companies	Cash and cash equivalents	Current financial liabilities	Non-current financial liabilities	Revenue from interest	Interest expense	Depreciation and amortization	Income tax expense
Spice Investment Mercosur S.A.	317,698	1,325,491	208,157	15,919	(25,220)	(84,175)	(65,127)
Patrimonio Autónomo Viva Malls	86,916	78,481	-	7,507	-	(57,908)	-
Onper Investment 2015 S.L.	62,772	196,558	377	12,139	(53,292)	(19,302)	(11,905)
Éxito Industrias S.A.S.	35,545	8,150	4,980	17	-	(5,755)	(10,963)
Compañía de Financiamiento Tuya S.A.	223,625	1,720,105	1,539,136	1,467	(17,075)	(35,957)	133,831
Logística, Transporte y Servicios Asociados S.A.S.	6,810	17,798	6,012	-	(1,336)	(6,618)	(3,428)
Puntos Colombia S.A.S.	91,084	79,269	1,027	9,939	(176)	(550)	(3,724)
Éxito Viajes y Turismo S.A.S.	32,990	26,600	516	3,053	(134)	(991)	(4,578)
Marketplace Internacional Éxito y Servicios S.A.S.	1,872	235	-	1	(1)	(1,449)	(1)
Almacenes Éxito Inversiones S.A.S.	11,724	9,597	-	761	-	(62)	(1,966)
Transacciones Energéticas S.A.S. E.S.P.	4,684	3,830	-	77	-	-	(4)
Patrimonio Autónomo Iwana	21	242	-	3	-	(149)	-
Sara ANV S.A.	1,819	425	-	2	-	(196)	-
Depósito y Soluciones Logísticas S.A.S.	450	2	-	352	-	-	(101)
Gestión y Logística S.A.	185	15	-	16	-	-	-

Financial information regarding investments accounted for using the equity method at December 31, 2022:

Companies	Current assets	Non-current assets	Current liabilities	Non-current liabilities	Equity	Revenue from ordinary activities	Income from continuing operations	Other comprehensive income (*)
Spice Investment Mercosur S.A.	928,442	2,955,379	1,705,939	284,404	1,893,478	3,590,523	142,411	531,072
Patrimonio Autónomo Viva Malls	100,249	2,087,369	34,720	-	2,152,898	344,920	148,294	-
Onper Investment 2015 S.L.	423,643	1,342,002	369,703	281,730	1,114,212	1,750,715	(93,573)	(266,831)
Éxito Industrias S.A.S.	155,867	103,017	15,595	24,409	218,880	104,480	30,861	-
Compañía de Financiamiento Tuya S.A.	4,968,085	133,262	2,160,570	2,400,687	540,090	1,530,333	(73,266)	-
Logística, Transporte y Servicios Asociados S.A.S.	32,742	21,564	20,459	9,067	24,780	191,848	6,163	-
Puntos Colombia S.A.S.	196,826	37,789	199,105	12,483	23,027	320,137	3,826	-
Éxito Viajes y Turismo S.A.S.	44,592	4,263	38,387	583	9,885	31,342	8,682	-
Marketplace Internacional Éxito y Servicios S.A.S.	2,026	4,645	264	3	6,404	2,699	(373)	-
Almacenes Éxito Inversiones S.A.S.	10,746	5,064	11,310	9	4,491	35,812	32	-
Transacciones Energéticas S.A.S. E.S.P.	4,226	-	2,270	-	1,956	1,312	(248)	-
Fideicomiso Lote Girardot	-	3,850	-	-	3,850	-	-	-
Patrimonio Autónomo Iwana	67	5,520	66	-	5,521	336	(161)	-
Sara ANV S.A.	850	1,230	380	-	1,700	-	-	-
Depósito y Soluciones Logísticas S.A.S.	5,357	-	9	-	5,348	-	116	-
Gestión y Logística S.A.	155	-	-	-	155	5	2	-

Companies	Cash and cash equivalents	Current financial liabilities	Non-current financial liabilities	Revenue from interest	Interest expense	Depreciation and amortization	Income tax expense
Spice Investment Mercosur S.A.	277,878	1,641,912	266,986	11,849	(24,058)	(72,185)	(29,768)
Patrimonio Autónomo Viva Malls	69,424	32,919	-	1,539	-	(56,439)	-
Onper Investment 2015 S.L.	79,129	354,807	376	4,159	(2,659)	(24,426)	12,769
Éxito Industrias S.A.S.	3,015	7,606	5,523	710	(1,670)	(7,353)	(16,948)
Compañía de Financiamiento Tuya S.A.	523,859	2,036,426	2,382,673	1,412	(13,010)	(28,508)	(13,828)
Logística, Transporte y Servicios Asociados S.A.S.	18,124	18,481	9,021	307	(665)	(6,428)	(3,986)
Puntos Colombia S.A.S.	39,496	64,500	1,288	3,011	(23)	(746)	(3,034)
Éxito Viajes y Turismo S.A.S.	37,416	35,548	583	1,591	(73)	(852)	(4,578)
Marketplace Internacional Éxito y Servicios S.A.S.	1,592	245	-	-	(99)	(1,328)	(19)
Almacenes Éxito Inversiones S.A.S.	6,677	9,570	-	406	(31)	(70)	(288)
Transacciones Energéticas S.A.S. E.S.P.	2,181	2,257	-	45	-	-	-
Patrimonio Autónomo Iwana	62	63	-	1	-	(149)	-
Sara ANV S.A.	850	380	-	-	-	-	-
Depósito y Soluciones Logísticas S.A.S.	5,291	7	-	285	-	(7)	(10)
Gestión y Logística S.A.	155	-	-	-	-	-	-

(*) There are no other comprehensive income figures proceeding from this companies.

There are no restrictions on the capability of the subsidiaries to transfer funds to the Company in the form of cash dividends, or loan repayments or advance payments. Additionally, the Company has no contingent liabilities incurred related to its participation therein.

Note 17.3. Corporate purpose

The corporate purpose and other corporate information of investments accounted for using the equity method is the following:

Spice Investments Mercosur S.A.

A Uruguayan closed stock company, with nominative share titles. Its core purpose is investing in general, pursuant to section 47 of Uruguayan Law 16060, and it may develop investment activities in the country and abroad. Its main place of business is at Avenida General José María Paz No. 1404, Montevideo, Uruguay.

Patrimonio Autónomo Viva Malls

Established on July 15, 2016 by means of public deed 679 granted before the Notary 31st of Medellín as a stand-alone trust fund through Itaú Fiduciaria. Its main business purpose is the acquisition, whether directly or indirectly, of material rights to real estate property, mainly shopping centers and the development thereof, and the development of other real estate assets as well as the exploitation and operation thereof. The business purpose includes to lease the trade premises to third parties or to related parties, grant concessions on spaces that are part of the property, exploit, market and maintain the premises, raise funds and dispose of the assets, as well as perform all related activities as required to meet business goals. Its main place of business is at Carrera 7 No. 27 - 18 14th floor, Bogotá, Colombia.

Onper Investments 2015 S.L.

A subsidiary with domicile in Spain, Parent of Oregon LLC, Pincher LLC and Bengal LLC (companies domiciled in the United States of America) wherein it holds an interest equivalent to 50% of the share capital, Parent of Libertad S.A., Ceibotel S.A. and Geant Argentina S.A. (companies domiciled in Argentina), Via Artika S.A. (a company domiciled in Uruguay), Spice España de Valores Americanos S.L. (a company domiciled in Spain) and Gelase S.A. (a company domiciled in Belgium) wherein it holds 100% of share capital.

The subsidiary's corporate purpose is to carry out the following activities, in Spain and abroad:

- Manage and administer securities representing the funds of non-resident entities in Spanish territory, through the organization of physical and human resources. CNAE Code 66.30/64.20.
- Purchase, subscribe, hold, manage, administer, barter and sell domestic and foreign movable securities on its own without intermediation, through the organization of physical and human resources. CNAE Code 66.12.
- Promote and develop all kinds of real estate, urban or soil management plans, whether for industrial, commercial or housing purposes. This shall include purchasing, holding, managing, administering, bartering and selling all kinds of real estate assets. CNAE Code 4110 and 683.2.
- Perform all kinds of economic, financial and commercial surveys, as well as real estate-related surveys including those regarding the management, administration, merger and concentration of companies, and the provision of trade and entrepreneurial services. CNAE Code 69.20.
- Exception is made of activities reserved by Law to Collective Investments Institutions, as well as those expressly reserved by the Stock Exchange Law to stockbroking agents and/or Securities and Exchange Companies.
- Should legal provisions require a certain professional title, administrative authorization or filing with public registers to perform any of the activities included in the corporate purpose, such activities shall be carried out by individuals holding such title and, as the case may be, shall not be initiated without compliance with administrative requirements.

The mentioned activities also may be carried out, in full or in part, indirectly through investments in other companies having the same or similar corporate purpose as that described above, or under any form pursuant to the Law.

Éxito Industrias S.A.S.

A subsidiary incorporated by private document on June 26, 2014. Its corporate purpose is (i) acquire, store, transform, manufacture, sell and in general distribute under any type of contract textile goods of domestic or foreign make, and acquire, give or receive property under lease agreements devoted for opening stores, shopping malls and other locations adequate for the distribution of merchandise and the sale of goods or services; (ii) launch and operate e-commerce activities in Colombia; (iii) enter into all kinds of contracts including, without limitation, lease, distribution, operation, association, purchase-sale, technical assistance, supply, inspection, control and service contracts seeking to adequately perform its corporate purpose; (iv) provide all kinds of services including, without limitation, the execution of administration, advisory, consultancy, technical and presentation agreements seeking to adequately perform its corporate purpose; and (v) Its main place of business is at Carrera 48 No. 32 Sur - 29, Envigado, Colombia. The company's life span is indefinite.

Compañía de Financiamiento Tuya S.A.

A joint venture, joint control over which was acquired on October 31, 2016. It is a private entity, authorized by the Colombian Financial Superintendence, having its main place of business in Medellín. Its main corporate purpose is to issue credit cards and grant consumer loans to low-income segments that the traditional banking system does not serve, promoting financial access.

Logística, Transporte y Servicios Asociados S.A.S.

A subsidiary incorporated on May 23, 2014, under Colombian laws. Its main corporate purpose is the provision of air, land, maritime, fluvial, railway and multimodal domestic and international freight services for all kinds of goods in general. Its main place of business is at Carrera 48 No. 32B Sur - 139, Envigado, Colombia. The company's life span is indefinite.

Puntos Colombia S.A.S.

A joint venture established on April 19, 2017 under Colombian law. Its main corporate purpose is operating a loyalty program, pursuant to which its users earn points when purchasing from its partners. These points are redeemable for products or services available at the Puntos Colombia platform.

Éxito Viajes y Turismo S.A.S.

A subsidiary incorporated on May 30, 2013, under Colombian laws. Its main corporate purpose is the exploitation of tourism-related activities, as well as the representation of the tourism industry and the opening of travel agencies whatever its nature and the promotion of domestic and international tourism. Its main place of business is at Carrera 43 No. 31 - 166, Medellín, Colombia. The company's life span is indefinite.

Marketplace Internacional Éxito y Servicios S.A.S.

A subsidiary incorporated on September 12, 2018 under Colombian laws. Its main corporate purpose is carrying out the following activities in one or several free-trade zones: (i) provision of services to access the e-commerce platform made available by the company, through which those logging in may perform trade transactions; (ii) activities required to ensure an adequate performance of the e-commerce platform through which accessing sellers and buyers conduct transactions; (iii) issue, commercialization, processing and reimbursement of IOUs, coupons, cards or bonuses, whether physical or digital, or through any other technological means used as a mechanism to access the goods and services offered. Its main place of business is at Carrera 48 No. 32B Sur - 139, Envigado, Colombia. The company's life span is indefinite.

Almacenes Éxito Inversiones S.A.S.

A subsidiary incorporated by private document on September 27, 2010. Its corporate purpose is mainly (i) incorporate, finance, promote, invest, individually or jointly with other individuals or legal entities, in the incorporation of companies or businesses whose purpose is the manufacturing or trading of goods, objects, merchandise, articles or elements or the provision of services related with the exploitation of trade establishments and link with such companies as associate, by contributing cash, goods or services, and (ii) promote, invest, individually or jointly with other individuals or legal entities, in the provision of networks, services and telecommunications added value, particularly all activities permitted in Colombia or abroad related with telecommunications, mobile phone and added value services. Its main place of business is at Carrera 48 No. 32B Sur - 139, Envigado, Colombia. The company's life span is indefinite.

Transacciones Energéticas S.A.S. E.S.P.

A subsidiary incorporated on March 12, 2008. This new corporate name was created as of February 16, 2021 (Note 17.2). As a consequence of this change of corporate name, the main corporate purpose consists of the trading of electric power, acquiring energy in the wholesale market for sale to end users and acquiring energy for the regulated market through a uniform conditions contract, and for the non-regulated market through a bilateral negotiation contract. Its main place of business is at Carrera 48 No. 32B Sur - 139, Envigado, Colombia. The company's life span is indefinite.

Fideicomiso Lote Girardot

The plot of land was acquired by means of assignment of fiduciary rights on February 11, 2011 through Alianza Fiduciaria S.A. Its purpose is to acquire title to the property on behalf of the Company. Its main place of business is at Carrera 10 and 11 with Calle 25, Girardot, Colombia.

Patrimonio Autónomo Iwana

Established on December 22, 2011 as a stand-alone trust fund through Fiduciaria Bancolombia S.A. Its business purpose is to operate Iwana shopping mall, including maintaining legal title to the property; execute lease agreements and the extension, renewal, amendment and termination of such agreements in accordance with the instructions received from the trustor (Parent) in its capacity as real estate administrator; the business purpose also includes manage resources, make payments as required to administer and operate the business premises and other units that are part thereof. The main place of business of the shopping mall is at Carrera 11 No. 50 - 19, Barrancabermeja, Colombia.

Sara ANV S.A.

Joint venture established on June 17, 2022. Its main corporate purpose is the performance of all operations, businesses, acts, services, or activities that, by of the applicable financial regulation, result from acquirer activities, whether carried out directly or through third parties. Its main address is in Envigado, Colombia.

Depósitos y Soluciones Logísticas S.A.S.

A subsidiary incorporated on June 21, 2019, under Colombian laws. Its main corporate purpose is the storage of goods under customs control. Its main place of business is located at calle 43 sur No. 48-127, Envigado, Colombia. The company's life span is indefinite.

Gestión y Logística S.A.

A subsidiary incorporated on September 7, 2021. Its corporate purpose consists mainly of the rendering of services in general, as well as the purchase and sale of all kinds of real estate and personal property. The main place of business is in Panama City. The company's life span is indefinite.

Marketplace Internacional Éxito S.L.

A subsidiary incorporated on October 9, 2019, under Spanish laws. Its main corporate purpose is to carry out marketing, business development and public relations activities, as well as any activity and the provision of any service related with or ancillary to the above. Its main place of business is at Calle Constitución No 75, 28946, Fuenlabrada (Madrid), Spain. The company's life span is indefinite.

Note 17.4. Investments in joint ventures with material non-controlling interests

At December 31, 2023 and at December 31, 2022 the following are associates and joint ventures with material non-controlling interests:

Investment	Material Non-controlling interests Year ended December 31,	
	2023	2022
Joint venture		
Compañía de Financiamiento Tuya S.A.	50%	50%
Puntos Colombia S.A.S.	50%	50%
Sara ANV S.A.	50%	50%

Below is a summary of financial information regarding associates and joint ventures with material non-controlling interests at December 31, 2023:

Companies	Current assets	Non-current assets	Current liabilities	Non-current liabilities	Equity	Revenue from ordinary activities	Income from continuing operations	Other comprehensive income (*)
Compañía de Financiamiento Tuya S.A.	3,585,170	236,049	1,857,020	1,559,156	405,043	1,668,582	(225,047)	-
Puntos Colombia S.A.S.	216,225	34,086	218,331	12,008	19,972	364,143	(3,055)	-
Sara NV S.A.	2,052	3,251	426	-	4,877	245	(733)	-

Companies	Cash and cash equivalents	Current financial liabilities	Non-current financial liabilities	Revenue from interest	Interest expense	Depreciation and amortization	Income tax expense	
Compañía de Financiamiento Tuya S.A.	223,625	1,720,105	1,539,136	1,467	(17,075)	(35,957)	133,831	
Puntos Colombia S.A.S.	91,084	79,269	1,027	9,939	(176)	(550)	(3,724)	
Sara NV S.A.	1,819	425	-	2	-	(196)	-	

Below is a summary of financial information regarding associates and joint ventures with material non-controlling interests at December 31, 2022:

Companies	Current assets	Non-current assets	Current liabilities	Non-current liabilities	Equity	Revenue from ordinary activities	Income from continuing operations	Other comprehensive income (*)
Compañía de Financiamiento Tuya S.A.	4,968,085	133,262	2,160,570	2,400,687	540,090	1,530,333	(73,266)	-
Puntos Colombia S.A.S.	196,826	37,789	199,105	12,483	23,027	320,137	3,826	-
Sara NV S.A.	850	1,230	380	-	1,700	-	-	-

Companies	Cash and cash equivalents	Current financial liabilities	Non-current financial liabilities	Revenue from interest	Interest expense	Depreciation and amortization	Income tax expense	
Compañía de Financiamiento Tuya S.A.	523,859	2,036,426	2,382,673	1,412	(13,010)	(28,508)	(13,828)	
Puntos Colombia S.A.S.	39,496	64,500	1,288	3,011	(23)	(747)	(3,034)	
Sara NV S.A.	850	380	-	-	-	-	-	

(*) There are no other comprehensive income figures proceeding from this companies.

Note 17.5. Other information

The reconciliation of summarized financial information reported to the carrying amount of subsidiaries, associates and joint ventures in the separate financial statements is shown below:

Companies	December 31, 2023			
	Net assets	Ownership percentage	Proportionate share of net assets	Carrying amount (1)
Spice Investment Mercosur S.A.	1,787,898	100%	1,787,898	1,958,360
Patrimonio Autónomo Viva Malls	2,139,039	51%	1,090,910	1,022,196
Onper Investment 2015 S.L. (1)	602,306	100%	602,306	602,306
Éxito Industrias S.A.S.	239,106	97.95%	234,204	225,768
Compañía de Financiamiento Tuya S.A.	405,043	50%	202,521	220,079
Logística, Transporte y Servicios Asociados S.A.S.	20,045	100%	20,045	19,996
Puntos Colombia S.A.S.	19,972	50%	9,986	9,986
Éxito Viajes y Turismo S.A.S.	13,065	51%	6,663	6,728
Marketplace Internacional Éxito y Servicios S.A.S.	6,263	100%	6,263	6,263
Almacenes Éxito Inversiones S.A.S.	8,143	100%	8,143	5,859
Transacciones Energéticas S.A.S. E.S.P.	4,363	100%	4,363	4,290
Fideicomiso Lote Girardot	3,850	100%	3,850	3,850
Patrimonio Autónomo Iwana	5,146	51%	2,624	2,814
Sara ANV S.A.	4,877	50%	2,438	2,292
Depósito y Soluciones Logísticas S.A.S.	409	100%	409	409
Gestión y Logística S.A.	170	100%	170	170

Companies	December 31, 2022			
	Net assets	Ownership percentage	Proportionate share of net assets	Carrying amount (1)
Spice Investment Mercosur S.A.	1,893,478	100%	1,893,478	2,094,228
Patrimonio Autónomo Viva Malls	2,152,898	51%	1,097,978	1,021,744
Onper Investment 2015 S.L. (1)	1,114,212	100%	1,114,212	1,114,211
Éxito Industrias S.A.S.	218,880	97.95%	214,392	205,272
Compañía de Financiamiento Tuya S.A.	540,090	50%	270,045	287,611
Logística, Transporte y Servicios Asociados S.A.S.	24,780	100%	24,780	24,725
Puntos Colombia S.A.S.	23,027	50%	11,514	11,514
Éxito Viajes y Turismo S.A.S.	9,885	51%	5,041	5,176
Marketplace Internacional Éxito y Servicios S.A.S.	6,404	100%	6,404	6,404
Almacenes Éxito Inversiones S.A.S.	4,491	100%	4,491	2,208
Transacciones Energéticas S.A.S. E.S.P.	1,956	100%	1,956	1,956
Fideicomiso Lote Girardot	3,850	100%	3,850	3,850
Patrimonio Autónomo Iwana	5,521	51%	2,816	3,025
Sara ANV S.A.	1,700	50%	850	799
Depósito y Soluciones Logísticas S.A.S.	5,348	100%	5,348	5,348
Gestión y Logística S.A.	155	100%	155	155

(1) Amount of investment and goodwill.

No dividends were received from joint ventures during the years ended December 31, 2023, and December 31, 2022.

There are no restrictions on the capability of investments accounted for using the equity method to transfer funds in the form of cash dividends, or loan repayments or advance payments.

There are not contingent liabilities incurred related to its participation therein.

There are no constructive obligations acquired on behalf of investments accounted for using the equity method arising from losses exceeding the interest held in them, except for mentioned in Note 21.

These investments have no restrictions or liens that affect the interest held in them.

Note 18. Non-cash transactions

During the year ended at December 2023 and 2022, the Company had non-cash additions to property, plant and equipment, and to right of use assets, that were not included in the statement of cash flow, presented in Note 12.1 and 14, respectively.

Note 19. Loans and borrowing

The balance of loans and borrowing is shown below:

	December 31, 2023	December 31, 2022
Bank loans	815,518	791,098
Current	578,706	251,118
Non-current	236,812	539,980

The movement in loans and borrowing during the reporting periods is shown below:

Balance at December 31, 2021	878,268
Proceeds from loans and borrowing	764,374
Interest accrued	108,526
Repayments of interest on loans and borrowings	(960,070)
Balance at December 31, 2022 (1)	791,098
Proceeds from loans and borrowing (2)	1,125,000
Interest accrued	213,084
Repayments of interest on loans and borrowings (3)	(1,313,664)
Balance at December 31, 2023	815,518

Below is a detail of maturities for non-current loans and borrowings outstanding at December 31, 2023, discounted at present value:

Year	Total
2025	118,110
2026	67,660
2027	27,118
>2028	23,924
	236,812

(1) The balance at December 31, 2022 mainly includes \$157,082 of a bilateral credit taken on March 27, 2020, \$135,000 of a bilateral credit taken on June 3, 2020 and the extension of a bilateral credit with three new bilateral credits in amounts of \$200,000; \$155,458 y \$125,025 taken on March 26, 2021.

(2) The Company requested disbursement of \$100,000 against one of its outstanding bilateral credits entered February 15, 2019; disbursement of \$300,000 and \$100,000 against the bilateral revolving credit entered on February 18, 2022, and disbursement of \$200,000 against other bilateral revolving credit entered on April 4, 2022.

In April 2023, the Company requested disbursements for \$130,000 and \$70,000 against the bilateral revolving credit entered on October 20, 2022.

In May 2023, the Company requested disbursements for \$100,000 against the bilateral revolving credit entered on October 20, 2022.

In August 2023, the Company requested disbursements for \$100,000 and \$25,000 of new bilateral credit entered on August 28, 2023, used according to literal (a) Note 17.

(3) In March 2023, the Company repaid \$12,083 on the bilateral credit agreement executed on March 27, 2020.

In April 2023, the Company paid \$17,271 and \$8,325 corresponding to two bilateral credit contracts signed on March 26, 2021.

In June 2023, the Company paid \$12,083 corresponding to the bilateral credit agreement signed on March 27, 2020

In October 2023, the Company paid \$12,083 corresponding to the bilateral credit agreement signed on March 27, 2020; \$17,271 and \$8,325 corresponding to two bilateral credit contracts signed on March 26, 2021. Likewise, paid \$100,000 of the current bilateral revolving credit signed on February 15, 2019, and \$100,000 of the bilateral revolving credit signed on October 20, 2022.

In November 2023, the Company paid \$50,000 of the bilateral revolving credit signed on April 4, 2022, and \$200,000 of the bilateral revolving credit signed on October 20, 2022.

In December 2023, the Company paid \$12,083 corresponding to the bilateral credit agreement signed on March 27, 2020; \$150,000 of the bilateral revolving credit signed on April 4, 2022; \$400,000 of the bilateral revolving credit signed on February 18, 2022.

During the 2023 period the Company paid \$214,138 in interest.

As of December 31, 2023, the Company has available unused credit lines to minimize liquidity risks, as follows:

Banco Davivienda S.A.	400,000
Bancolombia S.A.	500,000
Total	900,000

Covenants

Under loans and borrowing contracts, the Company is subject to comply with the following financial covenants, as long as the Company has payment obligations arising from the contracts executed on March 27, 2020, the Company is committed to maintain a leverage financial ratio of less than 2.8x. Such ratio will be measured annually on April 30 or, if not a working day, the next working day, based on the audited separate financial statements of the Company for each annual period.

As at December 31, 2023 and 2022, the Company complied with its covenants.

Additionally, from the same loans and borrowing contracts the Company is subject to comply with some non-financial covenant, which at December 31, 2023 and December 31, 2022, were complied.

Note 19.1. Financial leverage ratio

The following is the estimation of the financial leverage ratio:

	December 31, 2023	December 31, 2022
Current (liabilities) assets		
Current financial (liabilities) (1)	(578,706)	(251,118)
Other current financial (liabilities) (2) (Note 24)	(16,787)	(5,404)
Other current financial assets (3)	2,378	40,154
Non-current (liabilities) assets		
Non-current financial (liabilities) (1)	(236,812)	(539,980)
Other non-current financial assets (3)	-	1,626
Total liabilities, net	(829,927)	(754,722)
Adjusted recurring Ebitda	1,034,574	1,253,379
Net liabilities/Adjusted recurring Ebitda	0.80	0.60

(1) Financial liabilities:

	December 31, 2023	December 31, 2022
Bank loans	815,518	791,098
Current	578,706	251,118
Non-current	236,812	539,980

(2) Other current financial liabilities:

	December 31, 2023	December 31, 2022
Derivative financial instruments	11,299	5,404
Derivative financial instruments designated as hedge instruments	5,488	-
Total other current financial liabilities	16,787	5,404

(3) Other current financial assets:

	December 31, 2023	December 31, 2022
Derivative financial instruments designated as hedge instruments	2,378	12,854
Derivative financial instruments	-	27,300
Total other current financial assets	2,378	40,154

Other non-current financial assets:

	December 31, 2023	December 31, 2022
Derivative financial instruments designated as hedge instruments	-	1,626

(4) Under contract terms, the estimation of the Ebitda is as follows:

- Recurring operating income of the last 12 months, measured pursuant to IFRS 16,
- Plus depreciation and amortization, and all other expenses not involving cash outflows, accrued during the same 12-month period, including those arising from the depreciation of use rights pursuant to IFRS 16
- Plus dividends distributed by subsidiaries, directly or through special-purpose vehicles, under control of the Company, effectively received,
- Plus proforma dividends of subsidiaries acquired during the last 12 months of activity. Proforma dividends are those dividends that would have been received if the Parent had acquired or maintained under control a subsidiary during the entire 12-month period.

Note 20. Employee benefits

The balance of employee benefits is shown below:

	December 31, 2023	December 31, 2022
Defined benefit plans	19,424	15,810
Long-term benefit plan	1,770	1,528
Total employee benefits	21,194	17,338
Current	2,992	2,692
Non-Current	18,202	14,646

Note 20.1. Defined benefit plans

The Company has the following defined benefit plans:

a. Retirement pension plan

Under the plan, each employee will receive, upon retirement, a monthly pension payment, pension adjustments pursuant to legal regulations, survivor's pension, assistance with funeral expenses and June and December bonuses established by law. Such amount depends on factors such as: employee age, time of service and salary.

The Company is responsible for the payment of retirement pensions to employees who meet the following requirements: (a) employees who at January 1, 1967 had served more than 20 years (full liability), and (b) employees and former employees who at January 1, 1967 had served more than 10 years but less than 20 years (partial liability).

b. Retroactive severance pay plan

Retroactivity of severance pay is estimated for those employees whom labor laws applicable are those prior to Law 50 of 1990, and who did not move to the new severance pay system. Under the plan, will be paid employees upon retirement a retroactive amount as severance pay, after deduction of advance payments. This social benefit is calculated over the entire time of service, based on the latest salary earned.

Such benefits are estimated on an annual basis or whenever there are material changes, using the projected credit unit. During the years ended December 31, 2023, and 2022, there were no material changes in the methods or nature of assumptions applied when preparing the estimates and sensitivity analyses.

Balances and movement:

The following are balances and movement of defined benefit plans:

	Retirement pensions	Retroactive severance pay	Total
Balance at December 31, 2021	18,431	362	18,793
Cost of current service	-	11	11
Interest expense	1,468	26	1,494
Actuarial loss from changes in experience	395	40	435
Actuarial (gain) losses from financial assumptions	(2,577)	18	(2,559)
Benefits paid	(2,311)	(53)	(2,364)
Balance at December 31, 2022	15,406	404	15,810
Cost of current service	-	11	11
Interest expense	1,939	51	1,990
Actuarial loss from changes in experience	883	21	904
Actuarial (gain) losses from financial assumptions	3,199	70	3,269
Benefits paid	(2,505)	(55)	(2,560)
Balance at December 31, 2023	18,922	502	19,424

Actuarial assumptions used for calculation:

Discount rates, salary increase rates, future annuities rate, inflation rates and mortality rates are as follows:

	Year ended December 31,		Year ended December 31,	
	2023		2022	
	Retirement pensions	Retroactive severance pay	Retirement pensions	Retroactive severance pay
Discount rate	11.00%	10.50%	13.07%	13.60%
Annual salary increase rate	5.5%	5.5%	5.5%	5.5%
Future annuities increase rate	4.5%	0.00%	4.5%	0.00%
Annual inflation rate	5.5%	5.5%	5.5%	5.5%
Mortality rate - men (years)	60-62	60-62	60-62	60-62
Mortality rate - women (years)	55-57	55-57	55-57	55-57
Mortality rate - men	0.001117% - 0.034032%	0.001117% - 0.034032%	0.001117% - 0.034032%	0.001117% - 0.034032%
Mortality rate - women	0.000627% - 0.019177%	0.000627% - 0.019177%	0.000627% - 0.019177%	0.000627% - 0.019177%

Employee turnover, disability and early retirement rates:

Years of service	December 31, 2023	December 31, 2022
From 0 to less than 5	22.27%	20.56%
From 5 to less than 10	10.84%	10.01%
From 10 to less than 15	6.38%	5.89%
From 15 to less than 20	4.76%	4.39%
From 20 to less than 25	3.65%	3.37%
25 and more	2.76%	2.54%

Sensitivity analysis:

A quantitative sensitivity analysis regarding a change in a relevant actuarial assumption, would affect in the following variation over defined benefit plans net liability, using for that sensitive analysis the assumptions for changes in discount rate and annual salary increase rate:

Variation expressed in basis points	Year ended December 31,		Year ended December 31,	
	2023		2022	
	Retirement pensions	Retroactive severance pay	Retirement pensions	Retroactive severance pay
Discount rate + 25	(256)	(3)	(185)	(3)
Discount rate - 25	263	3	190	3
Discount rate + 50	(506)	(6)	(365)	(6)
Discount rate - 50	535	6	384	6
Discount rate + 100	(985)	(11)	(713)	(11)
Discount rate - 100	1,102	12	788	12
Annual salary increase rate + 25	N/A	5	N/A	5
Annual salary increase rate - 25	N/A	(5)	N/A	(5)
Annual salary increase rate + 50	N/A	9	N/A	10
Annual salary increase rate - 50	N/A	(9)	N/A	(10)
Annual salary increase rate + 100	N/A	18	N/A	20
Annual salary increase rate - 100	N/A	(18)	N/A	(19)

Contributions for the next years funded with the Company's own resources are foreseen as follows:

Year	Year ended December 31,		Year ended December 31,	
	2023		2022	
	Retirement pensions	Retroactive severance pay	Retirement pensions	Retroactive severance pay
2023	-	-	2,427	59
2024	2,654	5	2,437	4
2025	2,656	270	2,419	185
2026	2,624	84	2,383	110
>2027	39,246	304	35,743	275
Total	47,180	663	45,409	633

Other considerations:

The average duration of the liability for defined benefit plans at December 31, 2023 is 6.2 years (December 31, 2022 -5.5 years).

The Company has no specific assets intended for guaranteeing the defined benefit plans.

The defined contribution plan expense at December 31, 2023 amounted to \$59,323 (December 31, 2022 - \$51,728).

Note 20.2. Long-term benefit plans

The long-term benefit plans involve a time-of-service bonus associated to years of service payable to the employees.

Such benefit is estimated on an annual basis or whenever there are material changes, using the projected credit unit. During the years ended December 31, 2023, and December 31, 2022, there were no material changes in the methods or nature assumptions applied when preparing the estimates and sensitivity analyses.

During 2015, the Company reached agreement with several employees who voluntarily decided to replace the time-of-service bonus with a special single one-time bonus.

Balances and movement:

The following are balances and movement of the long-term defined benefit plan:

Balance at December 31, 2020	1,756
Cost of current service	63
Interest expense	115
Actuarial loss from change in experience	200
Actuarial loss from demographic change	34
Actuarial gain from financial assumptions	(127)
Cost of service past	(13)
Benefits paid	(317)
Balance at December 31, 2022	1,528
Cost of current service	57
Interest expense	194
Actuarial loss from change in experience	87
Actuarial loss from financial assumptions	240
Cost of service past	(128)
Benefits paid	(208)
Balance at December 31, 2023	1,770

Actuarial assumptions used to make the calculations:

Discount rates, salary increase rates, inflation rates and mortality rates are as follows:

	December 31, 2023	December 31, 2022
Discount rate	10.80%	13.60%
Annual salary increase rate	5.5%	5.5%
Annual inflation rate	5.5%	5.5%
Mortality rate - men	0.001117% - 0.034032%	0.001117% - 0.034032%
Mortality rate - women	0.000627% - 0.019177%	0.000627% - 0.019177%

Employee turnover, disability and early retirement rates are as follows:

Years of service	December 31, 2023	December 31, 2022
From 0 to less than 5	22.27%	20.56%
From 5 to less than 10	10.84%	10.01%
From 10 to less than 15	6.38%	5.89%
From 15 to less than 20	4.76%	4.39%
From 20 to less than 25	3.65%	3.37%
25 and more	2.76%	2.54%

Sensitivity analysis:

A quantitative sensitivity analysis regarding a change in a relevant actuarial assumption, would affect in the following variation over long-term benefit plans net liability, using for that sensitive analysis the assumptions for changes in discount rate and annual salary increase rate:

Variation expressed in basis points	December 31, 2023	December 31, 2022
Discount rate + 25	(17)	(15)
Discount rate - 25	18	15
Discount rate + 50	(35)	(29)
Discount rate - 50	36	30
Discount rate + 100	(68)	(58)
Discount rate - 100	74	62
Annual salary increase rate + 25	19	16
Annual salary increase rate - 25	(18)	(16)
Annual salary increase rate + 50	38	33
Annual salary increase rate - 50	(37)	(32)
Annual salary increase rate + 100	77	67
Annual salary increase rate - 100	(72)	(63)

Contributions for the next years funded with the Company's own resources are foreseen as follows:

Year	December 31, 2023	December 31, 2022
2023	-	207
2024	334	343
2025	419	373
2026	278	251
>2027	1,865	1,758
Total	2,896	2,932

Other considerations:

The average duration of the liability for long-term benefits at December 31, 2023 is 4.3 years (December 31, 2022 - 4.3 years).

The Company has not devoted specific assets to guarantee payment of the time-of-service bonus.

The effect on the statement of profit or loss from the long-term benefit plan at December 31, 2023 was recognized as an expense in the amount of \$144 (December 31, 2022 was recognized as an income in the amount of \$96).

Note 21. Provisions

The balance of provisions is shown below:

	December 31, 2023	December 31, 2022
Legal proceedings (1)	14,442	12,695
Restructuring	5,125	10,457
Taxes other than income tax (Note 30)	242	3,578
Other	8,096	7,451
Total provisions	27,905	34,181
Current	16,406	19,870
Non-current	11,499	14,311

At December 31, 2023 and at December 31, 2022, there are no provisions for onerous contracts.

- (1) Provisions for legal proceedings are recognized to cover estimated probable losses arising from lawsuits brought against the Company, related to labor and civil matters, which are assessed based on the best estimation of cash outflows required to settle a liability on the date of preparation of the financial statements. The balance is comprised of:

	December 31, 2023	December 31, 2022
Labor legal proceedings	8,031	7,414
Civil legal proceedings	6,411	5,281
Total legal proceedings	14,442	12,695

Balances and movement of provisions during the reporting periods are as follows:

	Legal proceedings	Taxes other than income tax	Restructuring	Other	Total
Balance at December 31, 2021	12,835	3,407	878	10,239	27,359
Increase	4,853	171	14,649	7,501	27,174
Payments	(2,088)	-	(4,946)	(9,424)	(16,458)
Reversals (not used)	(2,905)	-	(124)	(778)	(3,807)
Others	-	-	-	(87)	(87)
Balance at December 31, 2022	12,695	3,578	10,457	7,451	34,181
Increase	6,361	-	28,746	6,971	42,078
Payments	(1,451)	-	(32,814)	(5,953)	(40,218)
Reversals (not used)	(3,163)	(3,336)	(1,264)	(373)	(8,136)
Balance at December 31, 2023	14,442	242	5,125	8,096	27,905

Note 22. Trade payables and other payable

	December 31, 2023	December 31, 2022
Payables to suppliers of goods	2,024,389	2,166,915
Payables and other payable - agreements (1)	1,561,620	1,485,281
Payables to other suppliers	252,212	314,017
Employee benefits	166,428	150,551
Purchase of assets	87,623	169,766
Withholding tax payable	42,537	52,622
Tax payable	9,033	5,757
Dividends payable	2,315	2,217
Other	35,515	42,590
Total trade payables and other payable	4,181,672	4,389,716
Current	4,144,324	4,319,342
Non-current	37,348	70,374

(1) The detail of payables and other payable - agreements is shown below:

	December 31, 2023	December 31, 2022
Payables to suppliers of goods	1,428,380	1,438,494
Payables to other suppliers	133,240	46,787
Total payables and other payable – agreements	1,561,620	1,485,281

In Colombia, receivable anticipation transactions are initiated by suppliers who, at their sole discretion, choose the banks that will advance financial resources before invoice due dates, according to terms and conditions negotiated with the Company.

The Company cannot direct a preferred or financially related bank to the supplier or refuse to carry out transactions, as local legislation ensures the supplier's right to freely transfer the title/receivable to any bank through endorsement.

Additionally, the Company enters into agreements with some financial institutions in Colombia, which grant an additional payment period for these anticipated receivables of the suppliers. The terms under such agreements are not unique to the Company but are based on market practices in Colombia applicable to other players in the market that don't legally modify the nature of the commercial transactions.

Note 23. Income tax

Note 23.1. Tax regulations applicable to the Company

a. For taxable 2023 and 2022 the income tax rate for corporates is 35%.

For taxable 2023, the minimum tax rate calculated on financial profit may not be less than 15%, if so, it will increase by the percentage points required to reach the indicated effective tax rate.

b. From taxable 2021, the base to assess the income tax under the presumptive income model is 0% of the net equity held on the last day of the immediately preceding taxable period.

c. Inflation adjustments were eliminated for tax purposes as of 2007.

d. The tax on occasional gains was reinstated, payable by legal entities on total occasional gains obtained during the taxable year. Until 2022 the rate was 10% and for 2023 the rate is 15%.

- e. A tax on dividends paid to individual residents in Colombia was established at a rate of 10%, triggered when the amount distributed is higher than 300 UVT (equivalent to \$13 in 2023) when such dividends have been taxed upon the distributing companies. For domestic companies, the tax rate is 7.5% when such dividends have been taxed upon the distributing companies. For individuals not residents of Colombia and for foreign companies, the tax rate is 10% when such dividends have been taxed upon the distributing companies. When the earnings that give rise to dividends have not been taxed upon the distributing company, the tax rate applicable to shareholders is 35% for 2023 and 2022.
- f. The tax base adopted is the accounting according to the International Financial Reporting Standards (IFRS) authorized by the International Accounting Standards Board (IASB) with certain exceptions regarding the realization of revenue, recognition of costs and expenses and the merely accounting effects of the opening balance upon adoption of these standards.
- g. The tax on financial transactions is a permanent tax. 50% of such tax is deductible, provided that the tax paid is duly supported.
- h. Taxes, levies and contributions actually paid during the taxable year or period are 100% deductible as long as they are related with proceeds of company's economic activity accrued during the same taxable year or period, including affiliation fees paid to business associations.
- i. 50% of the industry and trade tax can be taken as a tax discount for taxable 2021 and 2022.
- j. Regarding contributions to employee education, the payments that meet the following conditions are deductible: (a) those devoted for scholarships and education forgivable loans to the benefit of employees, (b) payments to programs or care centers for the children of employees and (c) payments to primary, secondary, technical, technological and higher education institutions.
- k. VAT on the acquisition, formation, construction or import of productive real fixed assets may be discounted from the income tax.
- l. The income tax withholding rate on payments abroad is 0% for services such as consultancy, technical services or technical assistance provided by third parties with physical residence in countries that have entered double-taxation agreements.
- m. The income withholding tax on payments abroad is 20% on consultancy services, technical services, technical assistance, professional fees, royalties, leases and compensations and 35% for management or administration services.
- n. Taxes paid abroad shall be deemed tax discounts during the taxable year of payment, or during any subsequent taxable period.
- o. The annual adjustment applicable at December 31, 2023 to the cost of furniture and real estate deemed fixed assets is 12.40%.

Tax credits

Pursuant to tax regulations in force as of 2017, the time limit to offset tax losses is 12 years following the year in which the loss was incurred.

Excess presumptive income over ordinary income may be offset against ordinary net income assessed within the following five (5) years.

Company losses are not transferrable to shareholders. In no event of tax losses arising from revenue other than income and occasional gains, and from costs and deductions not related with the generation of taxable income, it will be offset against the taxpayer's net income.

At December 31, 2023, the Company has accrued \$61,415 (at December 31, 2022 - \$211,190) excess presumptive income over net income.

The movement of the Company excess presumptive income over net income during the reporting period is shown below:

Balance at December 31, 2021	346,559
Offsetting of presumptive income against net income for the period	(135,369)
Balance at December 31, 2022	211,190
Offsetting of presumptive income against net income for the period	(149,775)
Balance at December 31, 2023	61,415

At December 31, 2023, the Company has accrued tax losses amounting to \$740,337 (at December 31, 2022 - \$740,337).

The movement of tax losses at the Company during the reporting period is shown below:

Balance at December 31, 2021	738,261
Adjustment from prior periods	2,076
Balance at December 31, 2022	740,337
Tax expense during the period	-
Balance at December 31, 2023	740,337

Finality of tax returns

As of 2020 the general finality of income tax returns is 3 years, and for taxpayers required to file transfer pricing information and returns giving rise to loss and tax offsetting is 5 years.

For 2022 and at 2023, if there is a 35% increase in the net income tax with respect to the net income tax of the previous period, the finality of the tax returns will be six months; if there is a 25% increase in the net income tax with respect to the net income tax of the previous period, the finality of the tax returns will be twelve months.

The income tax return for 2022, 2021 and 2020 showing a balance receivable is open to review for 5 years as of filing date; the income tax return for 2019 showing tax losses and a balance receivable is open to review for 5 years as of filing date ; the income tax returns for 2018, 2017 and 2016 where tax losses and balances receivable were assessed, are open to review for 12 years as of filing date ; the income tax for equality CREE return for 2016 where tax losses and a balance receivable were assessed is open to review for 12 years as of filing date.

Tax advisors and Company management are of the opinion that no additional taxes payable will be assessed, other than those carried at December 31, 2023.

Transfer pricing

Company transactions with its controlling entity, subsidiaries and related parties located at the free -trade zone or abroad have been carried out in accordance with the arm's length principle as if they were independent parties, as required by Transfer Pricing provisions set out by domestic tax regulations. Independent advisors updated the transfer pricing survey as required by tax regulations, aimed at demonstrating that transactions with foreign related parties were carried out at market values during 2022. For this purpose, the Company filed an information statement and has a survey available as of September 18, 2023.

Note 23.2. Current tax assets and liabilities

The balances of current tax assets and liabilities recognized in the statement of financial position are:

Current tax assets:

	December 31, 2023	December 31, 2022
Income tax credit receivable	274,411	281,803
Tax discounts applied	133,608	109,241
Industry and trade tax advances and withholdings	70,904	62,801
Tax discounts from taxes paid abroad	17,257	24,631
Total current tax assets	496,180	478,476

Current tax liabilities

	December 31, 2023	December 31, 2022
Industry and trade tax payable	96,829	91,084
Tax on real estate	3,620	1,762
Total current tax liabilities	100,449	92,846

Note 23.3. Income tax

The components of the income tax gain (expense) recognized in the statement of profit or loss were:

	Year ended December 31,	
	2023	2022
Deferred income tax gain (expense) (Note 23.5)	61,902	(105,636)
Adjustment in respect of current income tax of prior periods	100	(9,082)
Current income tax (expense)	(6,674)	(57,822)
(Expense) tax paid abroad	(2,676)	(15,228)
(Expense) occasional gain current tax	(390)	(14)
Unused industry and trade tax discount	-	(5,292)
Total income tax gain (expense)	52,262	(193,074)

The reconciliation of average effective tax rate to applicable tax rate is shown below:

	Year ended December 31,			
	2023	Rate	2022	Rate
Profit before income tax from continuing operations	73,736		292,146	
Tax expense at enacted tax rate in Colombia	(25,808)	(35%)	(102,251)	(35%)
Unrecognition deferred tax from prior periods	(1,186)		(5,758)	
Local operations without fiscal impact	37,989		(15,561)	
Share of income in local joint ventures	41,267		8,151	
Tax impact of readjustment to carry forward losses	-		727	
Tax effect from changes in tax rates	-		(78,382)	
Total income tax gain (expense)	52,262	71%	(193,074)	(66%)

Note 23.4. Minimum Taxation Rate

Based on the provisions established by the Organization for Economic Cooperation and Development in relation to the pillars to address the fiscal challenges arising from the digitalization and internationalization of the economy, the Company has adopted the Second Pillar, which establishes the application of a 15% income tax rate. In Colombia, through Law 2277 of 2022, the criteria for establishing the Minimum Tax Rate or the Adjusted Tax Rate were defined.

The calculation of the minimum tax rate as of December 31, 2023, is as follows:

Earnings before income tax	73,736
Permanent differences that increase net income	174,823
Net income from occasional gain affecting earnings before taxes	(2,595)
Income exempted by application of treaties to avoid double taxation - CAN-CHC (1) and other exempted income considered for the purification of the minimum tax rate	(65,090)
Offset of tax losses or excess of presumptive income taken in the taxable year and that did not affect earnings before taxes.	(149,775)
Equity method income for the respective taxable year	(362,267)
Net (loss) adjusted (2)	(331,168)
Net income tax	-
Tax credits for application of treaties to avoid double taxation (taxes paid abroad)	6,674
Total (expense) income tax, current (Note 23.3)	6,674

(1) (CAN) Andean Community of Nations and (CHC) Colombian Holding Entities.

(2) In accordance with the Colombian Tax Regulation for those taxpayers whose adjusted profit is equal to or less than zero, the Minimum Tax Rate does not apply.

Note 23.5. Deferred tax

	December 31, 2023			December 31, 2022		
	Deferred tax assets	Deferred tax liabilities	Deferred tax, net	Deferred tax assets	Deferred tax liabilities	Deferred tax, net
Lease liability	619,900	-	619,900	625,484	-	625,484
Tax losses	259,118	-	259,118	259,118	-	259,118
Tax credits	61,449	-	61,449	62,943	-	62,943
Excess presumptive income	21,495	-	21,495	73,917	-	73,917
Trade payables and other payables	11,389	-	11,389	43,797	-	43,797
Investment property	-	(41,499)	(41,499)	-	(47,799)	(47,799)
Buildings	-	(138,744)	(138,744)	-	(168,860)	(168,860)
Goodwill	-	(217,687)	(217,687)	-	(218,308)	(218,308)
Right of use asset	-	(542,196)	(542,196)	-	(553,457)	(553,457)
Other	113,543	(16,108)	97,435	36,706	(53,381)	(16,675)
Total	1,086,894	(956,234)	130,660	1,101,965	(1,041,805)	60,160

The movement of net deferred tax to the statement of profit or loss and the statement of comprehensive income is shown below:

	Year ended December 31,	
	2023	2022
Gain (expense) from deferred tax recognized in income	61,902	(105,636)
Gain from deferred tax recognized in other comprehensive income	8,598	(24)
Total movement of net deferred tax	70,500	(105,660)

Temporary differences related to investments in subsidiaries, associates and joint ventures, for which no deferred tax liabilities have been recognized at December 31, 2023 amounted to \$971,259 (at December 31, 2022 - \$1,395,447).

Note 23.6. Income tax consequences related to payments of dividends

There are no income tax consequences related to the payment of dividends in either 2023 or 2022 by the Company to its shareholders.

Note 24. Derivative instruments and collections on behalf of third parties

The balance of derivative instruments and collections on behalf of third parties is shown below:

	December 31, 2023	December 31, 2022
Collections on behalf of third parties (1)	132,776	118,042
Derivative financial instruments (2)	11,299	5,404
Derivative financial instruments designated as hedge instruments (3)	5,488	-
Total derivative instruments and collections on behalf of third parties	149,563	123,446

(1) Collections on behalf of third parties includes amounts received for services where the Company acts as an agent, such as travel agency sales, card collections, money collected for subsidiaries as part of the in-house cash program and payments and banking services provided to customers. Include \$60,594 (at December 31, 2022 - \$43,836) with related parties (Note 9.7).

(2) The detail of maturities of these instruments at December 31, 2023 is shown below:

Derivative	Less than 3 months	From 3 to 6 months	From 6 to 12 months	More than 12 months	Total
Forward	6,938	4,361	-	-	11,299

The detail of maturities of these instruments at December 31, 2022 is shown below:

Derivative	Less than 3 months	From 3 to 6 months	From 6 to 12 months	More than 12 months	Total
Forward	3,149	2,255	-	-	5,404

(3) Derivative instruments designated as hedging instrument are related to forward. The fair value of these instruments is determined based on valuation models.

At December 31, 2023, relates to the following transactions:

	Nature of risk hedged	Hedged item	Rate of hedged item	Average rates for hedge instruments	Fair value
Forward	Exchange rate	Trade payables	USD/COP	1 USD / \$4,204.54	5,488

The detail of maturities of these hedge instruments at December 31, 2023 is shown below:

	Less than 1 month	From 1 to 3 months	From 3 to 6 months	From 6 to 12 months	More than 12 months	Total
Forward	2,621	2,867	-	-	-	5,488

Note 25. Other liabilities

The balance of other liabilities is shown below:

	December 31, 2023	December 31, 2022
Deferred revenues (1)	200,205	143,074
Advance payments under lease agreements and other projects	2,353	2,942
Repurchase coupon	239	942
Instalments received under "plan resérvalo"	160	284
Advance payments for fixed assets sold (2)	-	14,360
Total other liabilities	202,957	161,602
Current	200,604	159,191
Non-current	2,353	2,411

(1) Mainly relates to payments received for the future sale of products through means of payment, property leases and strategic alliances.

(2) Corresponded to advance payment received for the sale of "Galería la 33" real estate project, legalized in 2023.

The Company considers deferred revenues as contractual liabilities. The movement of deferred revenue and the related revenue recognized during the reporting periods, is shown below:

	Deferred revenue
Balance at December 31, 2021	165,046
Additions	1,261,176
Revenue recognized	(1,283,148)
Balance at December 31, 2022	143,074
Additions	3,634,977
Revenue recognized	(3,577,846)
Balance at December 31, 2023	200,205

Note 26. Shareholders' equity

Capital and premium on placement of shares

At December 31, 2023 and at December 31, 2022, the Company authorized capital is represented in 1.590.000.000 common shares with a nominal value of \$3.3333 colombian pesos each.

At December 31, 2023 and at December 31, 2022, the number of subscribed shares is 1.344.720.453 and the number of treasury shares reacquired is 46.856.094.

The rights attached to the shares are speaking and voting rights per each share. No privileges have been granted on the shares, nor are the shares restricted in any way. Further, there are no option contracts on the Company's shares.

The premium on placement of shares represents the surplus paid over the par value of the shares. Pursuant to Colombian legal regulations, this balance may be distributed as profits upon winding-up of the company, or upon capitalization of this value. Capitalization means the transfer of a portion of such premium to a capital account as the result of a distribution of dividends paid in shares of the Company.

Reserves

Reserves are appropriations made by the Company's General Meeting of Shareholders on the results of prior periods. In addition to the legal reserve, there is an occasional reserve, a reserve for acquisition of treasury shares and a reserve for future dividend distribution.

Other accumulated comprehensive income

The tax effect on the components of other comprehensive income is shown below:

	December 31, 2023			December 31, 2022		
	Gross value	Tax effect	Net value	Gross value	Tax effect	Net value
Measurement from financial instruments designated at fair value through other comprehensive income	(4,493)	-	(4,493)	(4,359)	-	(4,359)
Remeasurement on defined benefit plans	(5,059)	1,793	(3,266)	(736)	334	(402)
Translation exchange differences	(2,288,677)	-	(2,288,677)	(951,574)	-	(951,574)
(Loss) on hedge of net investment in foreign operations	(18,977)	-	(18,977)	(18,977)	-	(18,977)
Gain from cash-flow hedge	8,756	2,611	11,367	12,938	(4,528)	8,410
Total other accumulated comprehensive income	(2,308,450)	4,404	(2,304,046)	(962,708)	(4,194)	(966,902)

Note 27. Revenue from contracts with customers

The amount of revenue from contracts with customers is as shown:

	Year ended December 31,	
	2023	2022
Retail sales (1)	15,026,313	14,529,617
Service revenue (2)	374,468	322,564
Other revenue (3)	54,227	103,546
Total revenue from contracts with customers	15,455,008	14,955,727

- (1) Retail sales represent the sale of goods and real estate projects net of returns and sales rebates.

This amount corresponds the following items:

	Year ended December 31,	
	2023	2022
Retail sales, net of sales returns and rebates	14,976,917	14,500,852
Sale of inventories of real estate project (a)	49,396	28,765
Total retail sales	15,026,313	14,529,617

- (a) As of December 31, 2023, it corresponds to the sale of the inventory of the Galería la 33 real estate project for \$29,208, the Carulla Calle 100 real estate project for \$18,000 and 20.43% of La Secreta land for \$2,188. As of December 31, 2022, it corresponds to the sale of a percentage of the inventory of the Montevideo real estate project for \$26,260 and a percentage of the La Secreta land for \$2,505.

- (2) Revenues from services and rental income comprise:

	Year ended December 31,	
	2023	2022
Advertising	96,020	90,504
Distributors	84,829	76,165
Lease of real estate (Note 14.4)	54,708	41,386
Lease of physical space	46,105	33,221
Banking services	21,817	19,082
Administration of real estate	20,045	16,500
Commissions	17,123	18,686
Transport	12,033	9,729
Money transfers	9,096	8,753
Other services	12,692	8,538
Total service revenue	374,468	322,564

- (3) Other revenue relates to:

	Year ended December 31,	
	2023	2022
Marketing events	20,252	19,405
Leverages of assets (a)	11,247	61,204
Collaboration agreements (b)	7,513	8,437
Financial services	4,606	4,149
Royalty revenue	3,792	3,542
Use of parking spaces	1,772	1,557
Technical assistance	1,586	1,620
Other	3,459	3,632
Total other revenue	54,227	103,546

- (a) As of December 31, 2022, it mainly included the bonus received for the operating results generated in the real estate projects for \$32,948, the bonus received to ensure permanence in a leased property for \$6,000 and the income from meeting commercial alliance goals for \$4,422.

- (b) Represents revenue from the following collaboration agreements:

	Year ended December 31,	
	2023	2022
Redeban S.A.	4,010	3,656
Éxito Media	2,907	1,153
Alianza Sura	481	3,588
Moviired S.A.S.	115	40
Total revenue from collaboration agreements	7,513	8,437

Note 28. Distribution, administrative and selling expenses

The amount of distribution, administrative and selling expenses by nature is:

	Year ended December 31,	
	2023	2022
Employee benefits (Note 29)	831,963	730,630
Depreciation and amortization	446,043	397,609
Taxes other than income tax	222,528	155,001
Fuels and power	189,438	175,854
Repairs and maintenance	150,239	150,828
Advertising	100,337	102,284
Services	88,871	92,234
Commissions on debit and credit cards	83,229	68,516
Security services	80,868	77,481
Professional fees	70,845	78,269
Leases	61,177	70,560
Cleaning services	50,465	44,005
Administration of trade premises	57,243	49,917
Transport	46,413	43,646
Insurance	42,141	37,508
Commissions	17,145	13,986
Outsourced employees	15,929	14,674
Packaging and marking materials	14,999	19,483
Expected credit loss expense (Note 7.1)	14,991	15,516
Travel expenses	12,453	14,298
Other provision expenses	11,738	11,604
Cleaning and cafeteria	9,831	9,534
Other commissions	7,562	8,602
Seguros Éxito collaboration agreement	6,537	-
Legal expenses	6,432	7,631
Stationery, supplies and forms	5,837	5,032
Ground transportation	4,463	4,208
Autos Éxito collaboration agreement	817	1,847
Other	254,307	212,437
Total distribution, administrative and selling expenses	2,904,841	2,613,194
Distribution expenses	1,880,068	1,672,529
Administrative and selling expenses	192,810	210,035
Employee benefit expenses	831,963	730,630

Note 29. Employee benefit expenses

The amount of employee benefit expenses incurred by each significant category is as follows:

	Year ended December 31,	
	2023	2022
Wages and salaries	701,793	613,366
Contributions to the social security system	10,558	9,263
Other short-term employee benefits	42,209	36,509
Total short-term employee benefit expenses	754,560	659,138
Post-employment benefit expenses, defined contribution plans	59,323	51,728
Post-employment benefit expenses, defined benefit plans	62	53
Total post-employment benefit expenses	59,385	51,781
Termination benefit expenses	1,084	1,424
Other long-term employee benefits	144	(96)
Other personnel expenses	16,790	18,383
Total employee benefit expenses	831,963	730,630

The cost of employee benefit include in cost of sales is shown in Note 10.2.

Note 30. Other operating (expenses) revenue, netOther operating revenue

	Year ended December 31,	
	2023	2022
Recovery of impairment of trade receivables (Note 7.1)	12,851	15,807
Other indemnification (1)	7,544	19,201
Reimbursement of tax-related costs and expenses (2)	3,336	-
Recovery of other provisions for civil proceedings	2,056	899
Recovery of other provisions	1,636	902
Recovery of costs and expenses from taxes other than ...income tax (2)	1,315	1,211
Recovery of restructuring expenses	1,106	2,007
Others	-	198
Total other operating revenue	29,844	40,225

(1) Corresponds to the compensation paid by Rappi S.A.S. for the losses of the Turbo operation.

(2) Corresponds to the nullity of the process for the IVA review settlements for bimesters 3, 4 and 6 of 2013 (Note 21).

Other operating expenses

	Year ended December 31,	
	2023	2022
Restructuring expenses, net (1)	(28,746)	(14,649)
Other (2)	(54,278)	(43,882)
Total other operating expenses	(83,024)	(58,531)

(1) Expenses from the restructuring plan provision, which includes operating excellence plan and corporate retirement plan.

(2) Corresponds:

	Year ended December 31,	
	2023	2022
Fees for the registration process in the New York and ...Sao Paulo Stock Exchanges	(46,531)	(34,527)
Fees for projects for the implementation of norms and laws	(7,747)	(9,355)
Total others	(54,278)	(43,882)

Other (losses) net income

	Year ended December 31,	
	2023	2022
Gain from the early termination of lease contracts	393	6,413
Gain from the sale of assets	335	998
Write-off of assets	(6,833)	(7,764)
Impairment loss on assets	-	(771)
Others	-	72
Total other (losses), net	(6,105)	(1,052)

Note 31. Financial income and cost

The amount of financial income and cost is as follows:

	Year ended December 31,	
	2023	2022
Gain from exchange differences	141,529	48,916
Gain from liquidated derivative financial instruments	37,599	74,864
Interest income on cash and cash equivalents (Note 6)	13,566	8,442
Interest from investment in finance leases	420	294
Gain from fair value changes in derivative financial instruments	71	28,824
Other financial income	4,537	4,720
Total financial income	197,722	166,060
Interest expense on loan and borrowings	(213,084)	(108,526)
Interest expense on lease liabilities	(132,196)	(104,786)
(Loss) from exchange differences	(86,831)	(159,804)
Factoring expenses	(75,670)	(51,537)
Loss from liquidated derivative financial instruments	(73,643)	(12,846)
Loss from fair value changes in derivative financial instruments	(33,808)	(15,610)
Commission expenses	(6,017)	(4,731)
Other financial expenses	(5,245)	(5,424)
Total financial cost	(626,494)	(463,264)
Net financial result	(428,772)	(297,204)

Note 32. Share of income in subsidiaries and joint ventures that are accounted for using the equity method

The share of income in subsidiaries and joint ventures that are accounted for using the equity method is as follows:

	Year ended December 31,	
	2023	2022
Spice Investments Mercosur S.A.	203,209	142,411
Patrimonio Autónomo Viva Malls	105,531	77,613
Éxito Industrias S.A.S.	20,953	32,630
Gestión y Logística S.A.	18,066	2
Logística, Transportes y Servicios Asociados S.A.S.	5,271	6,108
Éxito Viajes y Turismo S.A.S.	4,200	4,342
Almacenes Éxito Inversiones S.A.S.	3,651	32
Onper Investments 2015 S.L.	1,176	(93,572)
Depósitos y Soluciones Logísticas S.A.S.	211	115
Patrimonio Autónomo Iwana	(112)	(103)
Marketplace Internacional Exito y Servicios S.A.S.	(141)	(374)
Transacciones Energéticas S.A.S. E.S.P.	(265)	(248)
Sara ANV S.A.	(367)	-
Puntos Colombia S.A.S.	(1,528)	1,913
Compañía de Financiamiento Tuya S.A.	(112,524)	(36,633)
Total	247,331	134,236

Note 33. Earnings per share

Basic earnings per share are calculated based on the weighted average number of outstanding shares of each category during the year.

There were no dilutive potential ordinary shares outstanding for the annual year ended December 31, 2023 and December 31, 2022.

The calculation of basic earnings per share for all years presented is as follows:

In financial income for the year:

	Year ended December 31,	
	2023	2022
Net profit attributable to shareholders	125,998	99,072
Weighted average of the number of ordinary shares attributable to earnings per share (basic and diluted)	1.297.864.359	1.297.864.359
Basic and diluted earnings per share (in Colombian pesos)	97.08	76.33

In total comprehensive income for the year:

	Year ended December 31,	
	2023	2022
Net (loss) profit attributable to the shareholders	(1,211,146)	372,327
Weighted average of the number of ordinary shares attributable to earnings per share (basic and diluted)	1.297.864.359	1.297.864.359
Basic and diluted (loss) earnings per share (in Colombian pesos)	(933.18)	286.88

Note 34. Impairment of assets

Note 34.1. Financial assets

No impairment on financial assets were identified at December 31, 2023 and at December 31, 2022, except on trade receivables and other account receivables (Note 7).

Note 34.2. Non-financial assets

December 31, 2023

The carrying amount of the groups of cash-generating units is made of goodwill, property, plant and equipment, investment properties, other intangible assets, working capital items, the value of the equity of the subsidiaries domiciled in Colombia, Uruguay and Argentina, and its goodwill acquired through business combinations.

For the purposes of impairment testing, the goodwill obtained through business combinations, trademarks and the rights to exploit trade premises with indefinite useful lives were allocated to the following groups of cash-generating units:

	Groups of cash-generating units						
	Éxito	Carulla	Surtimax	Súper Ínter	Surtimayorista	Taeq	Total
Goodwill (Note 16)	90,674	856,495	37,402	464,332	4,174	-	1,453,077
Trademarks with indefinite useful life (Note 15)	-	-	17,427	63,704	-	5,296	86,427
Rights with indefinite useful life (Note 15)	17,720	2,771	-	-	-	-	20,491

Although the commercial premises that are assigned to the cash-generating unit Surtimayorista do not have a capital gain acquired through business combinations, this value assigned for the purposes of the impairment test is the result of the conversions of warehouses of the format Surtimax to this new format; the capital gain assigned to the commercial premises of the cash-generating unit Surtimax comes from the business combination carried out in 2007 as a result of the merger with Carulla Vivero S.A. as mentioned in Note 16.

The method used for testing the impairment of cash generating units was the value in use given the difficulty of finding an active market that enables establishing the fair value of such intangible assets.

The recoverable amount of the cash generating units in Colombia and Uruguay was determined as their value in use.

The value in use was estimated based on the expected cash flows as forecasted by Company management over a five-year period, on the grounds of the price growth rate in Colombia and Uruguay (Consumer Price Index - CPI), trend analyses based on past results, expansion plans, strategic projects to increase sales, and optimization plans.

The perpetuity growth rate used is 3.6% corresponding to the long-term inflation expectation for the country. This date supposes real growth rate of 0% for cash flows beyond the five-year period. For the Company this is a conservative approach that reflects the ordinary growth expected for the industry in absence of unexpected factors that might have an effect on growth.

The tax rate included in the forecast of cash flows is the rate at which Almacenes Éxito S.A. expects to pay its taxes during the next years. The tax rate used in the projection of cash flows of the Éxito, Carulla, Surtimax, Súper Ínter and Surtimayorista cash-generating units was 35% for 2024 onwards, which is the enacted rate in Colombia as at December 31, 2023.

Expected cash flows were discounted at the weighted average cost of capital (WACC) using a market indebtedness structure for the type of industry where the Company operates, which was 13.2% for 2023, 10.7% for 2024, 9.7% for 2025, 9.0% for 2026, 8.1% for 2027 y 8.1% for 2028 onwards.

The budgeted average Ebitda growth rate for the next five years is 10.3%.

The variables that have the greater impact on the determination of the value in use of the cash-generating units are the discount rate and the perpetual growth rate. These variables are defined as follows:

- Growth rate in perpetuity: Nominal growth rates in perpetuity are the long-term inflation expectations for the relevant country, i.e. a real growth rate of zero. A decrease in real growth rates to below zero is not considered reasonably possible given cash flows are expected to increase at least in line with inflation, and up to 1% above inflation.
- Discount rate: The estimation of the discount rate is based on an analysis of the market indebtedness for the Company; a change is deemed reasonable if the discount rate would increase by 1%, in which event no impairment in the value of the groups of cash-generating units would arise.

The impairment loss of property, plant and equipment is the book value that exceeds the recoverable value; in turn, the recoverable value is the higher of the value in use and the fair value less costs to sell. Assets are grouped into stores, which generate independent cash flows. The method used to calculate the recoverable value was the income approach (value in use) given its adequate approximation to the recoverable value of these assets.

As a result of the observation of impairment indications and the application of this test, there was no impairment in the book value for properties, improvements and groups of cash-generating units.

The method used to test the impairment loss of investment properties owned by the Company was the revenue approach given its proximity to the fair value of such real-estate property.

December 31, 2022

The carrying amount of the groups of cash-generating units is made of property, plant and equipment, investment properties, other intangible assets, working capital items, the value of the equity of the subsidiaries domiciled in Colombia, Uruguay and Argentina, and the goodwill acquired through business combinations.

For the purposes of impairment testing, the goodwill obtained through business combinations, trademarks and the rights to exploit trade premises with indefinite useful lives were allocated to the following groups of cash-generating units:

	Groups of cash-generating units					Total
	Éxito	Carulla	Surtimax	Súper Ínter	Surtimayorista	
Goodwill (Note 16)	90,674	856,495	37,402	464,332	4,174	1,453,077
Trademarks with indefinite useful life (Note 15)	-	-	17,427	63,704	-	81,131
Rights with indefinite useful life (Note 15)	17,720	2,771	-	-	-	20,491

Even if trade establishments allocated to Surtimayorista cash-generating unit do not have goodwill acquired through business combinations, this value allocated for the purpose of impairment testing results from the change of stores in the Surtimax format to this new format; goodwill allocated to trade establishments of the Surtimax cash-generating unit comes from the business combination in 2007 under the merger with Carulla Vivero S.A. as disclosed in Note 16.

The method used for testing the impairment of cash generating units was the value in use given the difficulty of finding an active market that enables establishing the fair value of such intangible assets.

The recoverable amount of the cash generating units in Colombia and Uruguay was determined as their value in use.

The value in use was estimated based on the expected cash flows as forecasted by Company management over a five-year period, on the grounds of the price growth rate in Colombia and Uruguay (Consumer Price Index - CPI), trend analyses based on past results, expansion plans, strategic projects to increase sales, and optimization plans.

The perpetuity growth rate used is 3.7% corresponding to the long-term inflation expectation for the country. This date supposes real growth rate of 0% for cash flows beyond the five-year period. For the Company this is a conservative approach that reflects the ordinary growth expected for the industry in absence of unexpected factors that might have an effect on growth.

The tax rate included in the forecast of cash flows is the rate at which Almacenes Éxito S.A. expects to pay its taxes during the next years. The tax rate used in the projection of cash flows of the Éxito, Carulla, Surtimax, Súper Ínter and Surtimayorista cash-generating units was 35% for 2023 onwards, which is the enacted rate in Colombia as at December 31, 2022.

Expected cash flows were discounted at the weighted average cost of capital (WACC) using a market indebtedness structure for the type of industry where the Company operates, which was 10.40% for 2022, 9.5% for 2023, 9.3% for 2024, 8.3% for 2025, 7.5% for 2026 and 7.4% for 2027 onwards.

The budgeted average Ebitda growth rate for the next five years is 8.0%.

The variables that have the greater impact on the determination of the value in use of the cash-generating units are the discount rate and the perpetual growth rate. These variables are defined as follows:

- Growth rate in perpetuity: Nominal growth rates in perpetuity are the long-term inflation expectations for the relevant country, i.e. a real growth rate of zero. A decrease in real growth rates to below zero is not considered reasonably possible given cash flows are expected to increase at least in line with inflation, and up to 1% above inflation.
- Discount rate: The estimation of the discount rate is based on an analysis of the market indebtedness for the Company; a change is deemed reasonable if the discount rate would increase by 1%, in which event no impairment in the value of the groups of cash-generating units would arise.

The impairment loss of property, plant and equipment is the book value that exceeds the recoverable value; in turn, the recoverable value is the higher of the value in use and the fair value less costs to sell. Assets are grouped into stores, which generate independent cash flows. The method used to calculate the recoverable value was the income approach (value in use) given its adequate approximation to the recoverable value of these assets.

As a result of the observation of signs of impairment loss and the application of the test, impairment was identified in part of Viva Calle 80 in the amount of \$241, as detail in Note 12. The impairment loss was recognized in profit or loss as detail in Note 30.

The method used to test the impairment loss of investment properties owned by the Company was the revenue approach given its proximity to the fair value of such real-estate property.

As result of the testing, there was impairment loss of local premises of Centro Comercial Viva Suba of \$530 as detail in Note 13. The impairment loss was recognized in profit or loss as detail in Note 30.

Except for the above, no impairment in the carrying amounts of cash-generating units was identified.

Note 35. Fair value measurement

Below is a comparison, by class, of the carrying amounts and fair values of investment property, property, plant and equipment and financial instruments, other than those with carrying amounts that are a reasonable approximation of fair values.

	December 31, 2023		December 31, 2022	
	Carrying amount	Fair value	Carrying amount	Fair value
Financial assets				
Trade receivables and other accounts receivable at amortized cost	12,629	11,085	19,550	18,001
Equity investments (Note 11)	10,676	10,676	10,676	10,676
Forward contracts measured at fair value through income (Note 11)	-	-	27,300	27,300
Derivative swap contracts denominated as hedge instruments (Note 11)	2,378	2,378	14,480	14,480
Investments in private equity funds (Note 11)	472	472	426	426
Non-financial assets				
Investment property (Note 13)	65,328	162,617	83,420	165,477
Investment property held for sale (Note 40)	2,645	4,505	3,925	6,692
Financial liabilities				
Loans and borrowings (Note 19)	815,518	815,866	791,098	780,917
Forward contracts measured at fair value through income (Note 24)	11,299	11,299	5,404	5,404
Swap contracts denominated as hedge instruments (Note 24)	5,488	5,488	-	-

The following methods and assumptions were used to estimate the fair values:

	Hierarchy level	Valuation technique	Description of the valuation technique	Significant input data
Assets				
Loans at amortized cost	Level 2	Discounted cash flows method	Future cash flows are discounted at present value using the market rate for loans under similar conditions on the date of measurement in accordance with maturity days.	Commercial rate of banking institutions for consumption receivables without credit card for similar term horizons. Commercial rate for housing loans for similar term horizons.
Investments in private equity funds	Level 2	Unit value	The value of the fund unit is given by the preclosing value for the day, divided by the total number of fund units at the closing of operations for the day. The fund administrator appraises the assets daily.	N/A
Forward contracts measured at fair value through income	Level 2	Colombian Peso-US Dollar forward	The difference is measured between the forward agreed-upon rate and the forward rate on the date of valuation relevant to the remaining term of the derivative financial instrument and discounted at present value using a zero-coupon interest rate. The forward rate is based on the average price quoted for the two-way closing price ("bid" and "ask").	Peso/US Dollar exchange rate set out in the forward contract. Market representative exchange rate on the date of valuation. Forward points of the Peso-US Dollar forward market on the date of valuation. Number of days between valuation date and maturity date. Zero-coupon interest rate.
Swap contracts measured at fair value through income	Level 2	Operating cash flows forecast model	The method uses swap cash flows, forecasted using treasury security curves of the State that issues the currency in which each flow has been expressed, for further discount at present value, using swap market rates disclosed by the relevant authorities of each country. The difference between cash inflows and cash outflows represents the swap net value at the closing under analysis.	Reference Banking Index Curve (RBI) 3 months. Zero-coupon curve. Swap LIBOR curve. Treasury Bond curve. 12-month CPI
Equity investments	Level 2	Market quote prices	The fair value of such investments is determined as reference to the prices listed in active markets if companies are listed; in all other cases, the investments are measured at the deemed cost as reported in the opening balance sheet, considering that the effect is immaterial and that carrying out a measurement using a valuation technique commonly used by market participants may generate costs higher than the value of benefits.	N/A
Investment in bonds	Level 2	Discounted cash flows method	Future cash flows are discounted at present value using the market rate for investments under similar conditions on the date of measurement in accordance with maturity days.	CPI 12 months + Basis points negotiated
Investment property	Level 3	Comparison or market method	This technique involves establishing the fair value of goods from a survey of recent offers or transactions for goods that are similar and comparable to those being appraised.	N/A
Investment property	Level 3	Discounted cash flows method	This technique provides the opportunity to identify the increase in revenue over a previously defined period of the investment. Property value is equivalent to the discounted value of future benefits. Such benefits represent annual cash flows (both, positive and negative) over a	Discount rate (12% - 17%) Vacancy rate (0% - 58.94%) Terminal capitalization rate (8.25% - 9.50%)

	Hierarchy level	Valuation technique	Description of the valuation technique	Significant input data
Assets				
			period, plus the net gain arising from the hypothetical sale of the property at the end of the investment period.	
Investment property	Level 3	Realizable-value method	This technique is used whenever the property is suitable for urban movement, applied from an estimation of total sales of a project under construction, pursuant to urban legal regulations in force and in accordance with the final saleable asset market.	Realizable value
Investment property	Level 3	Replacement cost method	The valuation method consists in calculating the value of a brand-new property, built at the date of the report, having the same quality and comforts as that under evaluation. Such value is called replacement value; then an analysis is made of property impairment arising from the passing of time and the careful or careless maintenance the property has received, which is called depreciation.	Physical value of building and land.
Non-current assets classified as held for trading	Level 2	Realizable-value method	This technique is used whenever the property is suitable for urban development, applied from an estimation of total sales of a project under construction, pursuant to urban legal regulations in force and in accordance with the final saleable asset market.	Realizable Value

	Hierarchy level	Valuation technique	Description of the valuation technique	Significant input data
Liabilities				
Financial liabilities measured at amortized cost	Level 2	Discounted cash flows method	Future cash flows are discounted at present value using the market rate for loans under similar conditions on the date of measurement in accordance with maturity days.	Reference Banking Index (RBI) + Negotiated basis points. LIBOR rate + Negotiated basis points.
Swap contracts measured at fair value through income	Level 2	Operating cash flows forecast model	The method uses swap cash flows, forecasted using treasury security curves of the State that issues the currency in which each flow has been expressed, for further discount at present value, using swap market rates disclosed by the relevant authorities of each country. The difference between cash inflows and cash outflows represents the swap net value at the closing under analysis.	Reference Banking Index Curve (RBI) 3 months. Zero-coupon curve. Swap LIBOR curve. Treasury Bond curve. 12-month CPI
Derivative instruments measured at fair value through income	Level 2	Colombian Peso-US Dollar forward	The difference is measured between the forward agreed upon rate and the forward rate on the date of valuation relevant to the remaining term of the derivative financial instrument and discounted at present value using a zero-coupon interest rate. The forward rate is based on the average price quoted for the two-way closing price ("bid" and "ask").	Peso/US Dollar exchange rate set out in the forward contract. Market representative exchange rate on the date of valuation. Forward points of the Peso-US Dollar forward market on the date of valuation. Number of days between valuation date and maturity date. Zero-coupon interest rate.
Derivative swap contracts denominated as hedge instruments	Level 2	Discounted cash flows method	The fair value is calculated based on forecasted future cash flows provided by the operation upon market curves and discounting them at present value, using swap market rates.	Swap curves calculated by Forex Finance Market Representative Exchange Rate (TRM)
Lease liabilities	Level 2	Discounted cash flows method	Future cash flows of lease contracts are discounted using the market rate for loans in similar conditions on contract start date in accordance with the non-cancellable minimum term.	Reference Banking Index (RBI) + basis points in accordance with risk profile.

Changes in hierarchies may occur if new information is available, certain information used for valuation is no longer available, there are changes resulting in the improvement of valuation techniques or changes in market conditions.

There were no transfers between level 1 and level 2 hierarchies during the year ended at December 31, 2023.

Note 36. Contingencies

Contingent Assets

The Company has not material contingent assets to disclose at December 31, 2023 and at December 31, 2022.

Contingent Liabilities

Contingent liabilities at December 31, 2023 and at December 31, 2022 are:

- (a) The following proceedings are underway, seeking that the Company be exempted from paying the amounts claimed by the complainant entity:
- Administrative discussion with DIAN amounting to \$40,780 (December 31, 2022 - \$35,705) regarding notice of special requirement 112382018000126 of September 17, 2018 informing of a proposal to amend the 2015 income tax return. In September 2021, the Company received a new notice from DIAN, confirming their proposal. However, external advisors regard the proceeding as a contingent liability.
 - Resolutions issued by the District Tax Direction of Bogotá, relating to industry and trade tax for the bimesters 4, 5 and 6 of 2011 for alleged inaccuracy in payments, in the amount of \$11,830 (December 31, 2022 - \$11,830).
 - Nullity of resolution-fine dated September 2020 ordering reimbursement of the balance receivable assessed in the income tax for taxable 2015 in amount of \$2,211 (December 31, 2022 - \$2,211).
 - Administrative discussion with the Cali Municipality regarding the notice of special requirement 4275 of April 8, 2021 whereby the Company is invited to correct the codes and rates reported in the Industry and Trade Tax for 2018 in amount of \$2,130 (December 31, 2022 - \$2,535).
- (b) Guarantees:
- Since June 1, 2017, the Company granted a collateral on behalf its subsidiary Almacenes Éxito Inversiones S.A.S. to cover a potential default of its obligations. On August 11, 2023 the amount was updated to \$3,967.
 - In 2023, the Company granted a financial collateral on behalf its subsidiary Transacciones Energéticas S.A.S. E.S.P. for \$3,000 to cover a potential default of its obligations for the charges for the use of local distribution and regional transmission systems to the market and to the agents where the service is provided.
 - As required by some insurance companies and as a requirement for the issuance of compliance bonds, during 2023 the Company, as joint and several debtors of some of its subsidiaries, have granted certain guarantees to these third parties. Below a detail of guarantees granted:

<u>Type of guarantee</u>	<u>Description and detail of the guarantee</u>	<u>Insurance company</u>
Unlimited promissory note	Compliance bond the Company acts as joint and several debtors of Patrimonio Autónomo Viva Barranquilla	Seguros Generales Suramericana S.A.

These contingent liabilities, whose nature is that of potential liabilities, are not recognized in the statement of financial position; instead, they are disclosed in the notes to the financial statements.

Note 37. Dividends declared and paid

The Company's General Meeting of Shareholders held on March 23, 2023, declared a dividend of \$217,392, equivalent to an annual dividend of \$167.50 Colombian pesos per share. During the year ended at December 31, 2023 the amount paid was \$217,293.

The Company's General Meeting of Shareholders held on March 24, 2022, declared a dividend of \$237,678, equivalent to an annual dividend of \$531 Colombian pesos per share. During the year ended at December 31, 2022 the amount paid was \$237,580.

Note 38. Seasonality of transactions

The Company's operation cycles indicate certain seasonality in operating and financial results once there is a concentration during the last quarter of the year, mainly because of Christmas and "Special Price Days", which is the second most important promotional event of the year.

Note 39. Financial risk management policy

At December 31, 2023 and 2022 the Company's financial instruments were comprised of:

	December 31, 2023	December 31, 2022
Financial assets		
Cash and cash equivalents (Note 6)	980,624	1,250,398
Trade receivables and other accounts receivable (Note 7)	453,318	532,067
Accounts receivable from related parties (Note 9) (1)	82,266	59,416
Financial assets (Note 11)	13,526	52,882
Total financial assets	1,529,734	1,894,763
Financial liabilities		
Loans and borrowings (Note 19)	815,518	791,098
Accounts payable to related parties (Note 9) (1)	209,607	225,234
Trade payables and other accounts payable (Note 22)	4,181,672	4,389,716
Lease liabilities (Note 14)	1,771,142	1,787,096
Derivative instruments and collections on behalf of third parties (Note 24)	149,563	123,446
Total financial liabilities	7,127,502	7,316,590
Net (liability) exposure	5,597,768	5,421,827

(1) Transactions with related parties refer to transactions between Almacenes Éxito S.A. and its subsidiaries, associates, joint ventures and other related parties, and are carried in accordance with market general prices, terms and conditions.

Capital risk management

The Company manages its equity structure and makes the required adjustments as a function of changes in economic conditions and requirements under financial clauses. To maintain and adjust its capital structure, the Company may also modify the payment of dividends to shareholders, reimburse capital contributions or issue new shares.

Financial risk management

Besides derivative instruments, the most significant of the Company's financial liabilities include debt, lease liabilities and interest-bearing loans, trade accounts payable and other accounts payable. The main purpose of such liabilities is financing the Company's operations and maintaining proper levels of working capital and net financial debt.

The most significant of the Company's financial assets include loans, trade debtors and other accounts receivable, cash and short-term placements directly resulting from day-to-day transactions. The Company also has other investments classified as financial assets measured at fair value, which, according to the business model, have effects in income for the period or in other comprehensive income. Further, other rights may arise from transactions with derivative instruments and will be carried as financial assets.

The Company is exposed to market, credit and liquidity risks. The Company management monitor the manner in which such risks are managed, through the relevant bodies of the organization designed for such purpose. The scope of the Board of Directors' activities includes a financial committee that oversees such financial risks and the financial risk management corporate framework that is most appropriate. The financial committee supports the Company management in that financial risk assumption activities fall within the approved corporate policies and procedures framework, and that such financial risks are identified, measured and managed pursuant to such corporate policies.

Financial risk management activities related to all transactions with derivative instruments are carried out by teams of specialists with the required skills and experience, who are supervised by the organizational structure. Pursuant to the Company's corporate policies, no transactions with derivative instruments may be carried out solely for speculation. Even if hedge accounting models not always are applied, derivatives are negotiated based on an underlying element that in fact requires such hedging in accordance with internal analyses.

The Board of Directors reviews and agrees on the policies applicable to manage each of these risks, which are summarized below:

a. Credit risk

A credit risk is the risk that a counterparty fails to comply with their obligations on a financial instrument or trade agreement, resulting in a financial loss. The Company is exposed to credit risk arising from their operating activities (particularly from trade debtors) and from their financial activities, including deposits in banks and financial institutions and other financial instruments. The carrying amount of financial assets represents the maximum exposure to credit risks.

Cash and cash equivalents

The credit risk arising from balances with banks and financial entities is managed pursuant to corporate policies defined for such purpose. Surplus funds are only invested with counterparties approved by the Board of Directors and within previously established jurisdictions. On an ongoing basis, management reviews the general financial conditions of counterparties, assessing the most significant financial ratios and market ratings.

Trade receivables and other accounts receivable

The credit risk associated with trade receivables is low given that most of the Company's sales are cash sales (cash and credit cards) and financing activities are conducted under trade agreements that reduce the Company's exposure to risk. In addition, there are administrative collections departments that permanently monitor ratios, figures, payment behaviors and risk models by each third party. There are no trade receivables that individually are equivalent to or exceed 5% of accounts receivable or sales, respectively.

Collaterals

The Company does not grant guarantees, collaterals or letters of credit, or issues filled-in or blank securities, or other liens or contingent rights in favor of third parties. Exceptionally, the Company may impose liens, depending on the relevancy of the business, the amount of the contingent liability and the benefit. In addition, there are certain promissory notes used in the regular course of the operation with banks and treasury. As of December 31, 2023, the Company was a guarantor in favor of its subsidiaries Almacenes Éxito Inversiones S.A.S. and Transacciones Energéticas S.A.S. E.S.P. in the amount of \$6,967 to cover potential default of its obligations, acts as joint and several debtor of subsidiary Patrimonio Autónomo Centro Comercial Viva Barranquilla at the request of some insurance companies and as a requirement for the issuance of compliance bonds.

b. Market risk

Market risk is the risk that changes in market prices, namely changes in exchange rates, interest rates or stock prices, have a negative effect on the Company's revenue or on the value of the financial instruments it holds. The purpose of market risk management is to manage and control exposure to this risk within reasonable parameters while optimizing profitability.

Interest rate risk

Interest rate risk is the risk that the fair value of financial assets and liabilities, or the future cash flows of financial instruments, fluctuate due to changes in market interest rates. The Company's exposure to interest rate risk is mainly related to debt obligations incurred at variable interest rates or indexed to an index beyond the control of the Company.

Most of the Company's financial liabilities are indexed to market variable rates. To manage the risk, the Company performs financial exchange transactions via derivative financial instruments (interest rate swaps) with previously approved financial institutions, under which they agree on exchanging, at specific intervals, the difference between the amounts of fixed interest rates and variable interest rates estimated over an agreed upon nominal principal amount, which turns variable rates into fixed rates and cash flows may then be determined.

Currency risk

Currency risk is the risk that the fair value or future cash flows of financial instruments fluctuate due to changes in exchange rates. The Company's exposure to exchange rate risk is attached to passive transactions in foreign currency associated with long-term debt liabilities and with The Company's operating activities (whenever revenue and expenses are denominated in a currency other than the functional currency), as well as with The Company's net investments abroad.

The Company manages its exchange rate risk via derivative financial instruments (namely forwards and swaps) whenever such instruments are efficient to mitigate volatility.

When exposed to unprotected currency risk, the Company's policy is to contract derivative instruments that correlate with the terms of the underlying elements that are unprotected. Not all financial derivatives are classified as hedging transactions; however, the Company's policy is not to carry out transactions for speculation.

At December 31, 2023 and 2022, the Company had hedged almost 100% of their purchases and liabilities in foreign currency.

c. Liquidity risk

Liquidity risk is the risk that the Company faces difficulties to fulfil its obligations associated with financial liabilities, which are settled by delivery of cash or other financial assets. The Company's approach to manage liquidity is to ensure, in as much as possible, that it will always have the necessary liquidity to meet its obligations without incurring unacceptable losses or reputational risk.

The Company manages liquidity risks by daily monitoring its cash flows and maturities of financial assets and liabilities, and by maintaining proper relations with the relevant financial institutions.

The Company maintains a balance between business continuity and the use of financing sources through short-term and long-term bank loans according to requirements, unused credit lines available from financial institutions, among other mechanisms. At December 31, 2023 approximately 71% of the Company's debt will mature in less than one year (December 31, 2022 - 32%) considering the carrying amount of borrowings included in the accompanying financial statements.

The Company's liquidity risk is considered to be low as there is no significant restriction for the payment of financial liabilities settling within twelve months from the reporting date December 31, 2022. The Company has access to unused lines of credit.

The following table shows a profile of maturities of the Company's financial liabilities based on non-discounted contractual payments arising from the relevant agreements.

At December 31, 2023	Less than 1 year	From 1 to 5 years	More than 5 years	Total
Other relevant contractual liabilities	619,962	306,912	29,137	944,011
At December 31, 2022	Less than 1 year	From 1 to 5 years	More than 5 years	Total
Other relevant contractual liabilities	265,489	666,882	50,960	983,331

Sensitivity analysis for 2023 balances

The Company assessed the potential changes in interest rates of financial liabilities and other significant contract liabilities.

Assuming complete normality and considering 10% variation in interest rates, three scenarios have been assessed:

- Scenario I: Latest interest rates known at the end of 2023.
- Scenario II: An increase of 1.198% was assumed for the Banking Reference Rate. This increase was on the latest published interest rate.
- Scenario III: A decrease of 1.198% was assumed for the Banking Reference Rate. This reduction was on the latest published interest rate.

The sensitivity analysis did not result in significant variance among the three scenarios. Potential changes are as follows:

Operations	Risk	Balance at December 31, 2023	Market forecast		
			Scenario I	Scenario II	Scenario III
Borrowings	Changes in interest rates	815,518	795,780	802,153	788,289

d. Derivative financial instruments

The Company uses derivative financial instruments to hedge risk exposure, with the main purpose of hedging exposure to interest rate risk and exchange rate risk, fixing the interest and exchange rates of the financial debt.

At December 31, 2023, the reference value of these contracts amounted to COP \$120,916 million (interest rate swaps), USD 34.6 million y EUR 4.11 million (December 31, 2022 - COP \$355.458 million, USD 125.5 million and EUR 14.11 million). Such transactions are generally contracted under identical conditions regarding amounts, terms and transaction costs and, preferably, with the same financial institutions, always in compliance with the Company's limits and policies.

The Company has designed and implemented internal controls to ensure that these transactions are carried out in compliance with its policies.

e. Fair value of derivative financial instruments

The fair value of derivative financial instruments is estimated under the operating cash flow forecast model, using government treasury security curves in the country and discounting them at present value, using market rates for swaps as disclosed by the relevant authorities in such countries.

Swap market values were obtained by applying market exchange rates valid on the date of the financial information available, and the rates are forecasted by the market based on currency discount curves. A convention of 365 consecutive days was used to calculate the coupon of foreign currency indexed positions.

f. Insurance policies

At December 31, 2023, the Company have acquired the following insurance policies to mitigate the risks associated with the entire operation:

Insurance lines of coverage	Coverage limits	Coverage
All risk, damages and loss of profits	In accordance with replacement and reconstruction amounts, with a maximum limit of liability for each policy.	Losses or sudden and unforeseen damage and incidental damage sustained by covered property, directly arising from any event not expressly excluded. Covers buildings, furniture and fixtures, machinery and equipment, goods, electronic equipment, facility improvements, loss of profits and other property of the insured party.
Transport of goods and money	In accordance with the statement of transported values and a maximum limit per dispatch. Differential limits and sub-limits apply by coverage.	Property and goods owned by the insured that are in transit, including those on which it has an insurable interest.
Extracontractual civil liability	Differential limits and sublimit per coverage apply.	Covers damages caused to third parties during the operation.
Director's and officers' third parties liability insurance	Differential limits and sub-limits apply by coverage.	Covers claims against directors and officers arising from error or omission while in office.
Deception and financial risks	Differential limits and sub-limits apply by coverage.	Loss of money or securities in premises or in transit. Willful misconduct of employees that result in financial loss.
Group life insurance and personal accident insurance	The insured amount relates to the number of wages defined by the Company.	Death and total and permanent disability arising from natural or accidental events.
Vehicles	There is a defined ceiling per each coverage	Third party liability. Total and partial loss - Damages. Total and partial loss - Theft Earthquake Other coverages as described in the policy.
Cyber risk	Differential limits and sub-limits apply by coverage.	Direct losses arising from malicious access to the network and indirect losses from third party liability whose personal data have been affected by an event covered by the policy.

Note 40. Assets held for sale

The Company management started a plan to sell certain property seeking to structure projects that allow using such real estate property, increase the potential future selling price and generate resources to the Company. Consequently, certain investment property was classified as assets held for sale.

The balance of assets held for sale, included in the statement of financial position, is shown below:

	December 31, 2023	December 31, 2022
Investment property	2,645	3,925

It corresponds to the La Secreta land negotiated with the buyer during 2019. As of December 31, 2023, 57.93% of the payment for the property has been delivered and received. The rest of the asset will be delivered coincidentally with the asset payments that will be received with the following scheme: 1.19% in 2024 and 40.88% in 2025. The deed of contribution to the trust was signed on December 1, 2020 and was registered on December 30, 2020.

No accrued income or expenses have been recognized in profit or loss or other comprehensive income in relation to the use of these assets.

Note 41. Subsequent events

January 22, 2024, 86.84% of the common shares of the Company were awarded to Cama Commercial Group Corp. (Grupo Calleja) as a result of the completion of the tender offer that this company had signed with Grupo Casino y Companhia Brasileira de Distribuição S.A. - CBD at October 13, 2023. With this award, Cama Commercial Group Corp is the immediate holding company.

GRI Index

GRI	INDICATOR	CONTENT	PAGE	SASB	ODS	COMMENT/ LINK
2	1	Organizational details	5, 7	FB-FR-000.B		https://www.grupoexito.com.co/en/about-us
2	2	Entities included in the organizations sustainability reporting	5			
2	3	Reporting period, frequency and contact point	6			
2	4	Restatements of information	40			https://www.grupoexito.com.co/en/shareholding-structure
2	5	External assurance				
2	6	Activities, value chain and other business relationships	8, 120, 167	FB-FR-000.A		
2	7	Employees	167		8.5, 10.3	
2	8	Workers who are not employees	167		8.5	
2	9	Governance structure and composition	40, 43, 44, 54		5.5, 16.7	
2	10	Nomination and selection of the highest governance body	43, 49		5.5, 16.7	
2	11	Chair of the highest governance body	44, 53		16.6	
2	12	Role of the highest governance body in overseeing the management of impacts	11, 70, 105	FB-FR-430a.3	16.7	
2	13	Delegation of responsibility for managing impacts	12, 102			https://www.grupoexito.com.co/en/sustainability-strategy
2	14	Role of the highest governance body in sustainability reporting	59, 106			https://www.grupoexito.com.co/en/support-committees
2	15	Conflicts of interest	66, 67		16.6	
2	16	Communication of critical concerns	11, 105			
2	17	Collective knowledge of the highest governance body	71			
2	18	Evaluation of the performance of the highest governance body	62			
2	19	Remuneration policies	49, 50			
2	20	Process to determine remuneration	49, 50		16.7	
2	21	Annual total compensation ratio				Internal confidentiality restrictions
2	22	Statement on sustainable development strategy	61			https://www.grupoexito.com.co/en/sustainability-strategy
2	23	Policy commitments	191			
2	24	Embedding policy commitments	197			
2	25	Processes to remediate negative impacts	135, 140, 197			
2	26	Mechanisms for seeking advice and raising concerns	82, 85		16.3	
2	27	Compliance with laws and regulations	89			
2	28	Membership associations	191			
2	29	Approach to stakeholder engagement	11, 12, 102, 103		8.8	
2	30	Collective bargaining agreements	184	FB-FR-310a.2	8.8	

3	1	Process to determine material topics	12, 102, 107, 116, 120		
3	2	List of material topics	13, 14, 104, 103		
3	3	Management of material topics	118, 133, 135, 137, 156, 166, 186, 191, 202		
201	1	Direct economic value generated and distributed	200, 201		8.2, 9.1,
201	2	Financial implications and other risks and opportunities due to climate change	140		13.1
201	3	Defined benefit plan obligations and other retirement plans	177		
203	1	Infrastructure investments and services supported	200, 201		8.2
203	2	Significant indirect economic impacts	200, 201		1.2, 1.4, 3.8, 8.3, 8.5
204	1	Proportion of spending on local suppliers	124		8.3
205	1	Operations assessed for risks related to corruption	82, 83	FB-FR-230a.2	16.5
205	2	Communication and training about anti-corruption policies and procedures	83, 84		16.5
205	3	Confirmed incidents of corruption and actions taken	85, 86	FB-FR-230a.1	16.5
301	1	Materials used by weight or volume	145		8.4, 12.2
301	2	Recycled input materials used	146, 147	FB-FR-430a.4	8.4, 12.2, 12.5
302	1	Energy consumption within the organization	136	FB-FR-130a.1	7.2, 7.3, 8.4, 12.2, 13.1
302	3	Energy intensity	136		7.3, 8.4, 12.2, 13.1
302	4	Reduction of energy consumption	136		7.3, 8.4, 12.2, 13.1
303	5	Reductions in energy requirements of products and services	139		
304	2	Significant impacts of activities, products and services on biodiversity	121, 155		6.6, 14.2, 15.1, 15.5
304	3	Habitats protected or restored	151		6.6, 14.2, 15.1, 15.5
305	1	Direct (Scope 1) GHG emissions	135	FB-FR-110b.1	3.9, 12.4,

					13.1, 14.3, 15.2	
305	2	Energy indirect (Scope 2) GHG emissions	135		12.4, 13.1, 14.3, 15.2	
305	3	Other indirect (Scope 3) GHG emissions	135		12.2	
305	5	Reduction of GHG emissions	136		13.1	
306	1	Waste generation and significant waste-related impacts	150		3.9, 12.2, 12.5	
306	2	Management of significant wasterelated impacts	150		3.9, 8.4, 12.2, 12.5	
306	3	Waste generated	150		3.9, 12.2, 12.5	
306	4	Waste diverted from disposal	146, 150		3.9, 12.2, 12.5	
306	5	Waste directed to disposal	149, 150	FB-FR-150a.1	3.9, 12.2, 12.5	
308	1	New suppliers that were screened using environmental criteria	197			
308	2	Negative environmental impacts in the supply chain and actions taken	121	FB-FR-430a.3		
401	1	New employee hires and employee turnover	170		5.1, 8.5, 10.3	
401	3	Parental leave	178		3.2, 5.1, 8.5	
403	1	Occupational health and safety management system	186		8.8	https://www.grupoexito.com.co/es/OHS-Policy-2023-ENG.pdf
403	2	Hazard identification, risk assessment, and incident investigation	186		8.8	https://www.grupoexito.com.co/es/OHS-Policy-2023-ENG.pdf
403	3	Occupational health services	164		3.4, 8.8	
403	4	Worker participation, consultation, and communication on occupational health and safety	164		8.8, 16.7	
403	5	Worker training on occupational health and safety	185		8.8	https://www.grupoexito.com.co/es/OHS-Policy-2023-ENG.pdf
403	6	Promotion of worker health	165			
403	7	Prevention and mitigation of occupational health and safety impacts directly linked by business relationships	185		8.8	
403	8	Workers covered by an occupational health and safety management system	185		8.8	https://www.grupoexito.com.co/es/OHS-Policy-2023-ENG.pdf
403	9	Work-related injuries	186		8.8	

403	10	Work-related ill health	186	FB-FR-310a.3	5.1, 8.8
404	1	Average hours of training per year per employee	172		4.3, 5.1, 8.5, 10.3
404	2	Programs for upgrading employee skills and transition assistance programs	172		8.2, 8.5
404	3	Percentage of employees receiving regular performance and career development reviews	172		5.1, 8.5, 10.3
405	1	Diversity of governance bodies and employees	168, 170		5.1, 5.5, 8.5
405	2	Ratio of basic salary and remuneration of women to men	184	FB-FR-310a.1	5.1, 8.5, 10.3
406	1	Incidents of discrimination and corrective actions taken	184		5.1, 8.8
407	1	Operations and suppliers in which the right to freedom of association and collective bargaining may be at risk	184	FB-FR-310a.2	8.8
408	1	Operations and suppliers at significant risk for incidents of child labor	196		5.2, 8.7, 16.2
409	1	Operations and suppliers at significant risk for incidents of forced or compulsory labor	196		5.2, 8.7
410	1	Security personnel trained in human rights policies or procedures	183		
413	1	Operations with local community engagement, impact assessments, and development programs	198		8.3
413	2	Operations with significant actual and potential negative impacts on local communities	198, 199, 200		
414	1	New suppliers that were screened using social criteria	197		5.2, 8.8
414	2	Negative social impacts in the supply chain and actions taken	121, 195	FB-FR-430a.3	5.2, 8.8
415	1	Political contributions	191		16.5
416	1	Assessment of the health and safety impacts of product and service categories	159	FB-FR-250a.1, FB-FR-250a.2	
416	2	Incidents of non-compliance concerning the health and safety impacts of products and services	159	FB-FR-260a.1, FB-FR-260a.2	
418	1	Reclamaciones fundamentadas relativas a violaciones de la privacidad del cliente y pérdida de datos del cliente	91	FB-FR-230a.1, FB-FR-230a.2	16.7

	Number of vehicles in commercial fleet	143	FB-FR-000.C	
	Ton miles travelled	143	FB-FR-000.D	
	Fleet fuel consumed, percentage renewable	143	FB-FR-110a.1	
	Percentage of refrigerants consumed with zero ozone-depleting potential	137	FB-FR-110b.2	
	Average refrigerant emissions rate	137	FB-FR-110b.3	
	Number of incidents of non-compliance with industry or regulatory labeling and/or marketing codes		FB-FR-270a.1	Information not available
	Total amount of monetary losses as a result of legal proceedings associated with marketing and/or labeling practices		FB-FR-270a.2	Information not available
	Revenue from products labeled as (1) containing genetically modified organisms (GMOs) and (2) non-GMO		FB-FR-270a.3	Information not available
	Total amount of monetary losses as a result of legal proceedings associated with: (1) labor law violations and (2) employment discrimination ⁷		FB-FR-310a.4	Information not available
	Revenue from products third-party certified to environmental or social sustainability sourcing standard		FB-FR-430a.1	Internal confidentiality restrictions
	Discussion of strategy to manage environmental and social risks within the supply chain, including animal welfare	105, 121, 140, 141	FB-FR-430a.3	
	Percentage of revenue from (1) eggs that originated from a cage-free environment and (2) pork produced without the use of gestation crates	124	FB-FR-430a.2	

INDEPENDANT REVIEW REPORT



Independent Review Report

GRUPO ÉXITO

This report has been prepared exclusively in the interest of **GRUPO ÉXITO** Companies.

We have examined the contents of the **GRUPO ÉXITO** Companies following the guidelines set forth in the Global Reporting Initiative Sustainability GRI Standards and the sustainability report assurance procedures defined by the Colombian Institute of Technical Standards and Certification (ICONTEC).

As part of this audit exercise, the GHG inventory was reviewed in accordance with the provisions of ISO 14064-3:2019, meeting the requirements established by the Corporate Accounting and Reporting Standard GHG Protocol. The foregoing with a reasonable level of assurance for the information reported and verified in this statement.

The preparation, content, and self-declaration of the CORE level for the environmental indicators, is the responsibility of **GRUPO ÉXITO** Companies, which is also responsible for defining, adapting, and maintaining the management and internal control systems from which the information is obtained.

Our responsibility is to provide an independent report based on the procedures applied in our limited review, which was planned and carried out in accordance with the protocol for the **Icontec** Sustainability Reporting Service, based on GRI Standard guidelines.

The scope of the underwriting commitment was developed as agreed with **Icontec**. It includes the verification of a sampling of the activities described in the report and a review of the application of the principles in general, specific and basic contents that present the sustainability performance for the period 2023-01-01 to 2023-12-31.

We have reviewed and verified the information which allows us to provide an opinion about the nature and scope of the organization's compliance with the transparency principles and a conclusion about the reliability of its basic and specific contents.

The review exercise consisted in collecting evidence and included interviews to confirm information about company processes, responsible for the determination of materiality and the management approach that have participated in the preparation of the accountability. The emphasis was on reliability of information. Also included were the consultation of the main interest groups, such as suppliers and employees, through surveys and interviews respectively.

The external verification was conducted by the Icontec team between 2024-01-17 to 2024-01-26 in the Envigado Municipality. We describe the analytical procedures and sampling review tests that were applied to reach our conclusions below:

- Reading and review of the specific contents or indicators; For the review of the activities carried out by **GRUPO ÉXITO** Companies with relation and consideration of its stakeholders, as well as the scope, relevance and integrity of the information, as well as the company's understanding of the stakeholders requirements.

INDEPENDANT REVIEW REPORT



- Analysis of the contents adaptation of the specific contents or indicators to the "compliance" criteria, with the Global Reporting Initiative (GRI) GRI Standards.
- Meetings with the staff responsible for the different contents to learn the applied management approaches and to obtain the necessary information for the external verification. Twenty (20) interviews were conducted with each of the processes responsible for the activities selected in our verification exercise on 2024-01-17 to 2024-01-26. These were selected in our assurance exercise.
- Analysis of the Management Report design process and the data collection and validation processes, as well as the review of information relative to the management approach applied to the content reported, carried out on 2024-01-17 to 2024-01-26.
- Confirmation, through the selection of a sample, of the quantitative information of the specific contents and checking the correlation to the criteria established in the Guide.

Indicators corresponding to the specific contents or indicators in the following categories:

Climate Strategy - Scope 1:

- (A1.1) Direct GHG emissions associated with the consumption of fossil fuels per year (LTSA)
- (A1.2) Direct GHG emissions associated with the consumption of fossil fuels per year (VP services)
- (A1.3) Direct GHG emissions associated with the consumption of fossil fuels per year (Operation Viva)
- (A1.4) Direct GHG emissions associated with retail natural gas consumption. (Retail + Cedis + IdeAI) (Public Services)
- (A1.5) Direct GHG emissions associated with the consumption of refrigerant gases in own fleet vehicles. (LTSA)
- (A1.6) Direct GHG emissions associated with the consumption of refrigerant gases in cooling systems per year (Maintenance)
- (A1.7) Direct GHG emissions associated with the consumption of refrigerant gases (VIVA Operations)
- (A1.8) Direct GHG emissions associated with recharging fire extinguishers per year (Risk Management)
- (A1.9) Direct GHG emissions associated with recharging fire extinguishers per year (LTSA)
- (A1.11) Direct GHG emissions associated with recharging fire extinguishers per year (Viva operation)
- (A1.12) Total direct GHG emissions associated with the consumption of fossil fuels, refrigerant gases and extinguishing agents per year (GRUPO ÉXITO, Sustainability)

Climate Strategy - Scope 2:

- (A2.1) Conventional energy consumption per year (Retail, Cedis, IdeAI) (Public services)
- (A2.2) Conventional energy consumption per year (Live Operation)
- (A2.4) Consumption of certified green energy per year (Operation Viva)

INDEPENDANT REVIEW REPORT



- (A2.5) Consumption of renewable photovoltaic energy per year (Retail, Cedis, IdeAI) (Public services)
- (A2.6) Consumption of renewable photovoltaic energy per year (Operation Viva)
- (A2.7) Total indirect GHG emissions associated with electricity consumption per year (sustainability)
- (A2.8) Total indirect GHG emissions associated with the consumption of conventional and renewable energy per year (sustainability)

Climate Strategy - Scope 1 and 2:

- (A1y2.1) Total GHG emissions Scope 1 and 2 associated with the operation of the different businesses of GRUPO ÉXITO (GRUPO ÉXITO, Sustainability)
- (A1y2.2) % reduction of GHG emissions scope 1 and 2 vs. baseline year 2015 (EXITO GROUP, Sustainability)

Climate Strategy, Scope 3:

- (A3.1) Indirect GHG emissions associated with upstream third fleet transportation (LTSA)
- (A3.2) Indirect GHG emissions associated with business travel (category 6 GHG) (VP Services)
- (A3.3) Indirect GHG emissions associated with the use of products sold (category 11 GHG) (EDS, Brand Success Management)
- (A3.4) Indirect GHG emissions associated with the disposal of waste generated in the operation (category 5 GHG) (Retail, Cedi, HQ and IdeAI, Sustainability)
- (A3.5) Total indirect GHG emissions scope 3 (EXITO GROUP, Sustainability)
- (A3.6) Indirect GHG emissions associated with downstream leased assets (category 13 GHG) (Live Operation)

Water management:

- (GH4.1) Water consumption in Retail operations (Retail, Cedi, HQ, IdeAI) (Public Services)
- (GH4.2) Water consumption in the operation of shopping centers (Operación Viva)
- (GH4.3) Water consumption in the total operation (Sustainability)

Circular Economy:

- (EC 5.1) Amount of hazardous waste generated in the company and disposed of in a safety cell per year (Retail, Cedi, HQ, Environmental Management)
- (EC 5.2) Amount of used cooking oil waste managed for correct final disposal and/or use (Retail, Cedi, HQ, Environmental Management)
- (EC 5.3) Amount of organic waste waste managed for use (Retail, Cedi, Environmental Management HQ).

INDEPENDANT REVIEW REPORT



- (EC 5.4) Amount of ordinary waste generated by the company and that was destined for landfills (Retail, Cedi, HQ, Public Services)
- (EC 5.5) Amount of usable paper and cardboard waste collected through the backroom recycling model per year (Retail, Cedi, HQ, Fundación Éxito)
- (EC 5.6) Amount of usable waste from plastic hooks collected through the backroom recycling model per year (GRUPO ÉXITO, Fundación Éxito)
- (EC 5.7) Amount of usable plastic waste collected through the back-room recycling model per year (GRUPO ÉXITO, Fundación Éxito)
- (EC 5.8) Amount of usable scrap metal waste collected through the backroom recycling model per year (GRUPO ÉXITO, Fundación Éxito)
- (EC 5.9) Amount of usable waste from other categories (PET, Kraft paper, newspapers, magazines, glass, etc...) collected through the backroom recycling model per year (GRUPO ÉXITO, Fundación Éxito)
- (EC 5.10) Total amount of usable waste collected through the backroom recycling model per year (GRUPO ÉXITO, Fundación Éxito)
- (EC 5.11) Quantity of recyclable packaging of post-consumer love bottles delivered by customers and managed for their use (Retail, Fundación Éxito)
- (EC 5.12) Quantity of recyclable post-consumer metal packaging delivered by customers and managed for use (Retail, Fundación Éxito)
- (EC 5.13) Quantity of recyclable post-consumer plastic packaging delivered by customers and managed for use (Retail, Fundación Éxito)
- (EC 5.14) Quantity of recyclable post-consumer glass containers delivered by customers and managed for their use (Retail, Fundación Éxito)
- (EC 5.15) Quantity of post-consumer Tetra Pak recyclable packaging delivered by customers and managed for use (Retail, Fundación Éxito)
- (EC 5.16) Total amount of post-consumer recyclable packaging delivered by customers and managed for use (Retail, Fundación Éxito)
- (EC 5.17) % reduction in plastic bags delivered at customer payment stations (Retail, Sustainability)
- (EC 5.18) Quantity of reusable bags sold to customers (Retail, sustainability)
- (EC 5.19) Food donation (Sustainability)

Sustainable trade:

- (CS 6.1) Local purchase Textile (Sustainability)
- (CS 6.2) Buy local Fruits and Vegetables (Sustainability)
- (CS 6.3) Buy local meat (Sustainability)
- (CS 6.4) Buy local fish (Sustainability)

INDEPENDANT REVIEW REPORT



Conclusion:

As a result of our limited review, we conclude that the **GRUPO ÉXITO** Companies specific contents or indicators was prepared, in all significant aspects, in accordance with the GRI Standards. It complies with document creation principles. There is no information that would lead us to believe that the aspects reviewed, as described herein, contained significant errors.

The scope of a limited review is substantially less than an audit. Therefore, we will not provide an audit opinion about the specific contents or indicators.

Independence:

We carried out our work in line with code of ethics requirements, which require that the assurance team members and the sustainability assurance firm, are not related to client, including those that were not involved in writing the report. The code also includes detailed requirements to ensure the behavior, integrity, objectivity, professional competence, diligence, confidentiality, and professionalism of the verifiers. Icontec has implemented systems and processes to monitor compliance with the code and to prevent conflicts of interest.

Use and disclosure restrictions:

This independent review report was prepared exclusively to provide assurance of the contents in the **GRUPO ÉXITO** Companies specific contents or indicators for the year ending as at 2023-12-31. It was prepared in line with the sustainability report assurance procedures created by Icontec and may not be used for any other purpose.

Our report is for the sole and exclusive presentation to interested parties reading the report and should not be distributed or used by others.

Colombian Institute of Technical Standards and Certification (ICONTEC)

A handwritten signature in blue ink, appearing to read "Luisa María Gómez Restrepo".

Luisa María Gómez Restrepo
Regional Director
2024-02-08

UV

INDEPENDANT REVIEW REPORT



THE UNDERSIGNED EXTERNAL AUDITOR OF THE

**FUNDACIÓN ÉXITO
NIT 890.984.773 – 6**

CONSIDERING THAT:

1. That in accordance with articles 2 and 10 of Law 43 of 1990, the matter - object of the Auditor's own certification function is information that can be extracted from the accounting books or the accounting system of the audited entity, that is, from **Fundación Éxito**.
2. That, in accordance with the legal provisions and existing jurisprudential pronouncements on the matter, the certification function is an activity typical of accounting science, which has the character of evidence when it deals with acts typical of the profession of Public Accountant, that is, when issued based on the accounting assertions of the records in the accounting books and in the accounting system.
3. That the information on the number of children cared for by the entity is not extractable information directly from the accounts of **Fundación Éxito** and must be accredited by the administration of the entity.
4. That, for the purposes of issuing this certification, the Administration of **Fundación Éxito**, provided the External Audit:
 - Consolidated File of the Projects executed during the 2023 term.
 - Count of listings for each of the programs.
 - Number of beneficiaries per project.
 - Delivery number per project.
 - Number of amounts per project.
 - Consolidated file of certifications issued by the institutions through which the Foundation executes each of the projects, in the period from January to December 2023.

The above information was confirmed and reviewed by **Fundación Éxito**.

5. For the purposes of issuing this certification, the work of the External Audit consisted of a review of the information on the executed projects of the months subject to certification, in accordance with the assertions of existence, registration, rights and obligations in the extra-accounting book kept by **Fundación Éxito**.

Calle 72 No 10 07 Oficina 1103 Edificio Liberty Seguros Telephone number: (+57) (601) 744 3680 Business Center: (+57) (601) 466 1095
Bogotá, Cundinamarca

Carrera 101 No 15-33 Barrio Ciudad Jardín. Telephone number: (+57) (602) 372 9912 – 305 469 6023
Cali, Valle del Cauca

Carrera 35A No 15B-35 Oficina 805 Centro de Negocios Prisma. Barrio el Poblado. Telephone number: (+57) (604) 366 26 39 – 317 409 1879
Medellín, Antioquia

Carrera 23 No 63-15 Oficina 1205A Edificio El Castillo. Sector La Rambla. Telephone number: 317 409 1879
Manizales, Caldas

Calle 77B No 57-141 Oficina 201 Centro Empresarial Las Américas. Telephone number: (+57) (605) 345 3788 – 321 2712325
Barranquilla, Atlántico

Carrera 27 No 37-33 Oficina 1001 Centro Empresarial Green Gold. Telephone number: (+57) (607) 681 5293 – 302 221 9391
Bucaramanga, Santander

Exclusive members for Colombia of



FORUM OF FIRMS




In accordance with the foregoing considerations, we hereby issue the certification requested by the Administration of *Fundación Éxito*.

CERTIFIES:

According to the information provided by *Fundación Éxito*, and the result of the selective tests carried out on the documents and records of the consolidated Projects executed during the 2021 term, in accordance with the International Auditing and Information Assurance Standards, I certify that the number of benefited children was for a total of seventy thousand five hundred sixty-seven (72.567), with an economic investment of \$24.405.915.801.

Given in Medellin, on February 09, 2024, at the request of the administration of the *Fundación Éxito*.

Sincerely,



ANGIE KATHERIN PACHÓN CABRERA

External Auditor

TP 191153-T

CER-0516-24

By delegation of

Kreston RM SA

Consultants, Auditors, Advisers

Kreston Colombia

Member of Kreston International Ltd.

INDEPENDANT REVIEW REPORT



Independent Review Report

GRUPO ÉXITO

This report has been prepared exclusively in the interest of **GRUPO ÉXITO** Companies.

We have examined the contents of the **GRUPO ÉXITO** Companies following the guidelines set forth in the Global Reporting Initiative Sustainability GRI Standards and the sustainability report assurance procedures defined by the Colombian Institute of Technical Standards and Certification (ICONTEC).

The preparation, content, and self-declaration of the CORE level for the social indicators, is the responsibility of the **GRUPO ÉXITO** Companies, which is also responsible for defining, adapting, and maintaining the management and internal control systems from which the information is obtained.

Our responsibility is to provide an independent report based on the procedures applied in our limited review, which was planned and carried out in accordance with the protocol for the **Icontec** Sustainability Reporting Service, based on GRI Standard guidelines.

The scope of the underwriting commitment was developed as agreed with **Icontec**. It includes the verification of a sampling of the activities described in the report and a review of the application of the principles in general, specific and basic contents that present the sustainability performance for the period 2023-01-01 to 2023-12-31.

We have reviewed and verified the information which allows us to provide an opinion about the nature and scope of the organization's compliance with the transparency principles and a conclusion about the reliability of its basic and specific contents.

The review exercise consisted in collecting evidence and included interviews to confirm information about company processes, responsible for the determination of materiality and the management approach that have participated in the preparation of the accountability. The emphasis was on reliability of information. Also included were the consultation of the main interest groups, such as suppliers and employees, through surveys and interviews respectively.

The external verification was conducted by the Icontec team on 2024-01-29 to 2024-02-01 at the Envigado Municipality. We describe the analytical procedures and sampling review tests that were applied to reach our conclusions below:

- Reading and review of the specific contents or indicators; For the review of the activities carried out by **GRUPO ÉXITO** Companies with relation and consideration of its stakeholders, as well as the scope, relevance and integrity of the information, as well as the company's understanding of the stakeholders requirements.
- Analysis of the contents adaptation of the specific contents or indicators to the "compliance" criteria, with the Global Reporting Initiative (GRI) GRI Standards.
- Meetings with the staff responsible for the different contents to learn the applied management approaches and to obtain the necessary information for the external verification. Interviews were conducted with each of the processes responsible for the activities selected in our

INDEPENDANT REVIEW REPORT



verification exercise on 2024-01-29 to 2024-02-01. These were selected in our assurance exercise.

- Analysis of the Management Report design process and the data collection and validation processes, as well as the review of information relative to the management approach applied to the content reported, carried out on 2024-01-29.
- Confirmation, through the selection of a sample, of the quantitative information of the specific contents and checking the correlation to the criteria established in the Guide.

Indicators corresponding to the specific contents or indicators in the following categories:

- Number of collaborators (by gender, age, department, employment category, country of origin, ethnic group, disability, vulnerable population, type of contract).
- Number of employees trained (by job category, by age, by gender, by type of training).
- Number of collaborators who have received a performance evaluation.
- Percentage of employees covered in collective bargaining agreements.
- Number of collective pacts and agreements.
- Number of hires to fill vacancies.
- Selection costs.
- Number of direct collaborators promoted.
- Overall turnover rate.
- Percentage of employee turnover with an indefinite term contract.
- Voluntary turnover percentage.
- Wage gap by gender and organizational structure (ratio).
- Number of employees aware of diversity and inclusion issues.
- Number of occupational diseases and description.
- LTIFR rate.
- Number of deaths resulting from an occupational disease.
- Number of occupational accidents with major consequences for employees and their description.
- LTIFR rate.
- Deaths Resulting from a Work Accident Injury.

Conclusion:

As a result of our limited review, we conclude that the **GRUPO ÉXITO** Companies specific contents or indicators was prepared, in all significant aspects, in accordance with the GRI Standards. It complies with document creation principles. There is no information that would lead us to believe that the aspects reviewed, as described herein, contained significant errors.

The scope of a limited review is substantially less than an audit. Therefore, we will not provide an audit opinion about the specific contents or indicators.

INDEPENDANT REVIEW REPORT



Independence:

We carried out our work in line with code of ethics requirements, which require that the assurance team members and the sustainability assurance firm, are not related to client, including those that were not involved in writing the report. The code also includes detailed requirements to ensure the behavior, integrity, objectivity, professional competence, diligence, confidentiality, and professionalism of the verifiers. Icontec has implemented systems and processes to monitor compliance with the code and to prevent conflicts of interest.

Use and disclosure restrictions:

This independent review report was prepared exclusively to provide assurance of the contents in the **GRUPO ÉXITO** Companies specific contents or indicators for the year ending as at 2023-12-31. It was prepared in line with the sustainability report assurance procedures created by Icontec and may not be used for any other purpose.

Our report is for the sole and exclusive presentation to interested parties reading the report and should not be distributed or used by others.

Colombian Institute of Technical Standards and Certification (ICONTEC)

A handwritten signature in black ink, appearing to read "Luisa María Gómez Restrepo".

Luisa María Gómez Restrepo
Regional Director
2024-02-08

AAR

Glossary

- Common stock: it is an equity instrument that is subordinated to all other classes of equity instruments.
- Asset: it is a resource: (a) controlled by the entity as a result of past events; and (b) from which the entity expects to obtain, in the future, economic benefits.
- Scope 1: Scope 1 accounts for direct GHG emissions from sources owned or controlled by the company, such as emissions from combustion in boilers, furnaces, vehicles, etc. as stated in the Climate Change Policy 2022 (World Resources Institute and World Business Council for Sustainable Development, 2004).
- Scope 2: Scope 2 accounts for GHG emissions from the generation of purchased electricity consumed by the company. Purchased electricity is defined as electricity that is acquired or otherwise introduced into the company's premises. Scope 2 emissions physically occur at the facilities where the electricity is generated. (World Resources Institute and World Business Council for Sustainable Development, 2004).
- Scope 3: Scope 3 is an optional information category of information that allows for the treatment of all other indirect emissions. Scope 3 emissions are a consequence of the company's activities but occur from sources that are not owned or controlled by the company. Some examples of Scope 3 activities are the extraction and production of purchased materials; the transportation of purchased fuels; and the use of sold products and services. (World Resources Institute and World Business Council for Sustainable Development, 2004).
- Climate Change: According to the United Nations Framework Convention on Climate Change (UNFCCC), climate change is defined as a change attributed directly or indirectly to human activity that alters the composition of the global atmosphere and that is in addition to natural climate variability observed over comparable time periods.
- Tree Cover: It can refer to both trees on plantations, as well as natural forests.
- Local Purchase: Purchase of products from suppliers in the national territory.
- Direct purchase: Purchase made from suppliers that produce at least one of the goods purchased by the company. As far as possible, priority will be given to small farmers and micro and small businesses.
- Community: Individuals and groups, natural or legal, who live and work in the areas where the company operates.
- Conflicts of interest: The situation in which the interests of an employee, shareholder, company director, its subsidiaries or affiliates or related parties, its strategic allies, or external auditors, or any third party related to them as evidenced in 12 Corporate Governance Code for Almacenes Éxito S.A. face against the interests of the Company, putting at risk objectivity and independence in decision-making or in the exercise of its functions.

- Chronic Malnutrition: "Chronic malnutrition or stunting is a multi-causal condition that alters the physical and cognitive development of children in their first 5 years of life, with irreversible effects" Fundación Éxito, 2015.
- Gender Equity: "it is defined as impartiality in the treatment of women and men according to their respective needs, whether equal or differentiated but considered equivalent in terms of rights, benefits, obligations, and possibilities."
- Eco-design: Validates the integral design of the packaging analyzing its regional recyclability, sustainability in the use of resources, functionality, and technical viability, incorporating from the design strategies of disposal, reuse and/or circulation of materials, as well as its eco-labeling and user experience (EMF, 2020).
- Eco-labeling: A label that informs and encourages consumers to correctly separate packaging material with clear and precise instructions that facilitates the identification of materials, their recyclability, and actions prior to their separation.
- Circular Economy: Production and consumption systems that promote efficiency in the use of materials and resources, considering the resilience of ecosystems, the circular use of material flows through the implementation of technological innovation, partnerships and collaborations between actors, and the promotion of business models that respond to the fundamentals of sustainable development. (National Government, 2019).
- Cash equivalents: Are short-term, highly liquid investments that are easily convertible into known amounts of cash and are subject to insignificant risk of changes in value.
- Consolidated financial statements: are the financial statements of a group presented as if it were a single economic entity.
- Separate financial statements: Are the financial statements of an investor, whether it is a parent, an investor in an associate or a participant shareholder in a jointly controlled entity, in which the investments corresponding investments are accounted based on amounts directly invested, and not based on the results obtained and the net assets held by the entity in which it has been invested.
- GRI standard: Guides that expose international best practices designed to inform the general public of a variety of economic, environmental, and social impacts.
- Greenhouse Gases: GHGs are compounds that are present in the atmosphere and can increase the temperature of the atmosphere. This is due to its ability to absorb and emit infrared radiation. (IDEAM, 2015).
- Stakeholders: They are all those people or groups of people who have an interest in the Company, or who could be impacted by the development of their business activity. Likewise, stakeholders are those people who, without having a direct interest in the Company, can affect the fulfillment of its objectives. Therefore, they are groups of people that can have an impact on the sustainability of the Company. Among others, shareholders, investors, directors, managers, employees, suppliers, contractors, customers, opinion leaders, and the community in general are also consider stakeholders.

- **Carbon Footprint:** Carbon footprint is the amount of greenhouse gases – GHG emitted into the atmosphere by direct or indirect emanation from an individual, organization, event, or product (WRI, 2015).
- **Financial Instrument:** refers to any contract that simultaneously gives rise to a financial asset in one entity and to a financial liability or equity instrument in another entity.
- **Sustainable Mobility:** Sustainable mobility systems are those that last over time on a human scale, without using resources that are not renewable, that is, using natural resources without affecting the environment and without jeopardizing the quality of life (Restrepo, 2019).
- **Sustainable Development Goals:** The Sustainable Development Goals (SDGs) are the basic principles that have established the 2030 agenda proposing goals to end poverty, protect the planet and ensure that all people enjoy peace and prosperity. These principles set out global goals, targets and indicators that were adopted by 195 States Members of the United Nations with the aim of achieving a world free of poverty, in which the environment is protected and where all people enjoy peace and a prosperous life.
- **Global Compact:** It is an initiative that promotes the commitment of the private and public sector, as well as the civil society to align their strategies and operations with ten universally accepted principles in four thematic areas: Human rights, labor standards, the environment, and the fight against corruption, as well as contributing to the achievement of the Sustainable Development Goals (SDGs).
- **Liability:** This is the company's current obligation resulting from past events, which it expects to terminate by selling off resources that yield financial gains.
- **Single Use Plastic:** According to company policy, the term single-use plastics refers to: (i) food containers meant for on-site or take-out consumption that are frequently consumed right out of the container and don't need to be further prepared, like boiling, cooking, or heating; (ii) plates, trays, cutlery, and cups; (iii) mixers and straws; (iv) light plastic bags (check-outs and pre-cut dairy produce); (v) (EU, 2019).
- **Accounting policies:** are the particular tenets, foundations, accords, regulations, and practices that an organization has chosen to follow when preparing and presenting its financial statements.
- **Reduce:** Prioritize materials with low recyclability indexes or those that do not serve a necessary purpose as packaging components to reduce the amount of packaging materials used.
- **Reuse:** the extension of the packaging's lifespan when it is used again without the need for a prior transformation procedure.
- **Recycling:** The processes that recycle waste or packaging materials so they can be used again as raw materials to make new products (MADS, 2020).

- Extended Producer Responsibility: is an environmental policy approach wherein the producer is given physical and/or financial accountability for the handling and disposal of post-consumer products (MADS, 2021).
- Fair value: is the price at which two properly informed parties can exchange an asset or cancel a liability in a transaction that is conducted independently of one another.



Nutrimos de
oportunidades
a Colombia